

Canonical Wick rotations in 3-dimensional gravity

Riccardo Benedetti and Francesco Bonsante

Riccardo Benedetti
Dipartimento di Matematica, Università di Pisa,
Largo B. Pontecorvo, 5 , I-56127 Pisa;
benedett@dm.unipi.it

Francesco Bonsante
Dipartimento di Matematica Applicata, Università di Pisa
and
Scuola Normale Superiore di Pisa;
f.bonsante@sns.it

Keywords: $(2+1)$ globally hyperbolic spacetime, constant curvature, cosmological time, complex projective structure, hyperbolic 3-manifold, Wick rotation, measured geodesic lamination, \mathbb{R} -tree, straight convex set, bending, earthquake.

Abstract

We develop a *canonical Wick rotation-rescaling theory in 3-dimensional gravity*. This includes

(a) *A simultaneous classification*: this shows how generic maximal globally hyperbolic spacetimes of arbitrary *constant curvature*, which admit a *complete Cauchy surface*, as well as *complex projective structures* on arbitrary surfaces, are all different materializations of “more fundamental” encoding structures.

(b) *Canonical geometric correlations*: this shows how spacetimes of different curvature, that share a same encoding structure, are related to each other by *canonical rescalings*, and how they can be transformed by *canonical Wick rotations* in *hyperbolic 3-manifolds*, that carry the appropriate *asymptotic projective structure*. Both Wick rotations and rescalings act along the *canonical cosmological time* and have *universal rescaling functions*. These correlations are *functorial* with respect to isomorphisms of the respective geometric categories.

In particular, the theory applies to spacetimes with *compact* Cauchy surfaces. By Mess classification, for every fixed genus $g \geq 2$ of a Cauchy surface S , and for any fixed value of the curvature, these spacetimes are parametrized by pairs $(F, \lambda) \in \mathcal{T}_g \times \mathcal{ML}_g$, where \mathcal{T}_g is the Teichmüller space of hyperbolic structures on S , λ is a *measured geodesic lamination* on F . On the other hand, $\mathcal{T}_g \times \mathcal{ML}_g$ is also Thurston’s parameter space of *complex projective structures* on S . The WR-rescaling theory provides, in particular, a transparent geometric explanation of this (a priori amazing) coincidence of parameter spaces, and contains a wide generalization of Mess classification. These general spacetimes of constant curvature are eventually encoded by *straight convex sets* H in \mathbb{H}^2 , equipped with suitably defined measured geodesic laminations λ , possibly invariant under the proper action of some discrete subgroup of $PSL(2, \mathbb{R})$. We specifically analyze the remarkable subsectors of the theory made by $\mathcal{ML}(\mathbb{H}^2)$ -*spacetimes* ($H = \mathbb{H}^2$), and by \mathcal{QD} -*spacetimes* (associated to H consisting of one geodesic line) that are generated by quadratic differentials on Riemann surfaces. In particular, these incorporate the spacetimes with compact Cauchy surface of genus $g \geq 2$, and of genus $g = 1$ respectively. We analyze *broken T-symmetry* of AdS $\mathcal{ML}(\mathbb{H}^2)$ -spacetimes and relationship with *earthquake* theory, beyond the case of compact Cauchy surface.

WR-rescaling does apply on the *ends* of geometrically finite hyperbolic 3-manifolds, that hence realize concrete interactions of their globally hyperbolic *ending spacetimes* of constant curvature. WR-rescaling also provides further “classical amplitudes” of these interactions, beyond the volume of the hyperbolic convex cores.

Contents

1	General view on themes and contents	4
1.1	3-dimensional constant curvature geometries	5
1.2	Wick rotation and rescaling	6
1.3	Globally hyperbolic spacetimes	8
1.4	Canonical cosmological time	8
1.5	Flat globally hyperbolic spacetimes	9
1.6	$\mathcal{ML}(\mathbb{H}^2)$ -spacetimes	11
1.6.1	Equivariant constructions	13
1.6.2	The other side of \mathcal{U}_λ^{-1} - (Broken) T -symmetry	14
1.6.3	Along a ray of measured laminations	16
1.7	\mathcal{QD} -spacetimes	16
1.8	General $\mathcal{ML}(H)$ -spacetimes.	17
1.9	QFT and ending spacetime interaction	20
2	Geometry models	29
2.1	Minkowski space	30
2.2	De Sitter space	30
2.3	Anti de Sitter space	32
2.4	Complex projective structures on surfaces	38
3	Flat spacetimes	43
3.1	Developing map and holonomy	43
3.2	Cosmological time on regular domains	46
4	$\mathcal{ML}(\mathbb{H}^2)$-spacetimes	51
4.1	Measured geodesic laminations on \mathbb{H}^2	51
4.1.1	Laminations	51
4.1.2	Transverse measures	52
4.1.3	Convergence of measured geodesic laminations	54
4.1.4	Standard finite approximation	56
4.1.5	Γ -invariant measured geodesic laminations	56
4.2	From measured geodesic laminations towards flat regular domains	57
4.2.1	Construction of regular domains	57

4.2.2	Measured geodesic laminations on the T -level surfaces . . .	59
4.3	From flat regular domains towards measured geodesic laminations	60
4.3.1	Construction of measured geodesic laminations	61
4.3.2	Continuous dependence of \mathcal{U}_λ^0	62
4.3.3	Equivariant constructions	64
4.4	Flat Lorentzian towards hyperbolic geometry	66
4.4.1	Bending cocycle	67
4.4.2	The Wick rotation	73
4.4.3	On the geometry of M_λ	82
4.4.4	Equivariant constructions	92
4.5	Flat towards de Sitter Lorentzian geometry	93
4.5.1	Canonical dS rescaling	93
4.5.2	Equivariant constructions	98
4.6	Flat towards Anti de Sitter Lorentzian geometry	100
4.6.1	AdS Bending Cocycle	100
4.6.2	Canonical AdS rescaling	106
4.6.3	AdS $\mathcal{ML}(\mathbb{H}^2)$ - spacetimes	110
4.6.4	Equivariant rescaling	113
4.6.5	Earthquakes and AdS bending	114
4.6.6	T -symmetry	117
4.7	Moving along a ray of laminations	118
4.7.1	Derivatives of spacetimes at $t = 0$	118
4.7.2	Derivatives of representations	120
4.7.3	Derivatives of spectra	122
4.8	More compact Cauchy surfaces	123
4.8.1	Derivative of $(\mathcal{U}_{t\lambda}^{-1})^*$	124
4.8.2	Volumes, areas and length of laminations	128
4.9	Examples	131
5	\mathcal{QD}-spacetimes	136
5.1	Quadratic differentials	136
5.2	Flat \mathcal{QD} -spacetimes	139
5.2.1	Basic facts about $I^+(r)$	139
5.2.2	Globally hyperbolic flat \mathcal{QD} -spacetimes	141
5.2.3	General flat \mathcal{QD} -spacetimes	143
5.3	\mathcal{QD} WR-rescaling theory	145
5.3.1	Canonical Wick rotation on Π_0	145
5.3.2	Canonical dS rescaling on Π_0	149
5.3.3	Canonical AdS rescaling on Π_0	151
5.3.4	WR-rescaling on \mathcal{QD} -spacetimes	153

6	General $\mathcal{ML}(H)$-spacetimes	160
6.1	Measured geodesic laminations on straight convex sets	160
6.2	Classification of flat regular domains	162
6.3	Initial singularities and \mathbb{R} -trees	165
6.4	Extending WR - rescaling on arbitrary regular domains	167
6.4.1	Wick rotation	169
6.4.2	Canonical dS rescaling	171
6.4.3	Canonical AdS rescaling	173
6.4.4	AdS rescaling and generalized earthquakes	187
6.5	Equivariant theory	191
6.5.1	Maximal globally hyperbolic flat spacetimes	191
6.5.2	Maximal globally hyperbolic dS spacetimes	192
6.5.3	Maximal globally hyperbolic AdS spacetimes	193
6.6	Open questions	194

Chapter 1

General view on themes and contents

A basic fact of 3-dimensional geometry is that the Ricci tensor determines the Riemann tensor. This implies that the solutions of pure 3D gravity are the Lorentzian or Riemannian 3-manifolds of *constant curvature*. Usually the curvature is normalized to be $\kappa = 0, \pm 1$. The sign of the curvature coincides with the sign of the cosmological constant. We stipulate that all manifolds are *oriented* and that the Lorentzian spacetimes are also *time-oriented*. We could also include in the picture the presence of *world lines* of particles. A typical example is given by the *cone manifolds* of constant curvature with cone locus at some embedded link. The cone angles reflect the “mass” of the particles. In the Lorentzian case we also require that the world lines are of causal type (see e.g. [46, 13](2)). However, in the present paper we shall be mostly concerned with the matter-free case.

Sometimes gravity is studied by considering separately its different “sectors”, according to the metric signature (Lorentzian or Euclidean), and the sign of the cosmological constant. By using the comprehensive term “3D gravity”, we would suggest to consider it as a unitary body, where different sectors actually interact.

The main goal of this paper is to make this suggestion concrete by fully developing a *3D canonical Wick rotation-rescaling theory* on “generic” $(2 + 1)$ maximal globally hyperbolic spacetimes of constant curvature $\kappa = 0, \pm 1$, which admit a *complete* spacelike Cauchy surface. Roughly speaking, we shall see how spacetimes of arbitrary curvature as well as *complex projective structures* on arbitrary surfaces are all encoded by a same kind of “more fundamental structures”. Moreover, the theory will establish *canonical geometric correlations*: spacetimes of different curvature, that share the same instance of encoding structure, are related to each other via canonical rescalings, and via canonical Wick rotations can be transformed in hyperbolic 3-manifolds that asymptotically carry on the corresponding projective structure. In fact such correlations are *functorial* with respect to isometries of spacetimes and isomorphisms of projective structures on

surfaces.

Globally hyperbolic spacetimes with *compact* Cauchy surfaces form a special class to which the theory does apply. This case has been intensively investigated also in the physics literature (see for instance [52, 23, 46, 39, 3] and also Section 1.9 below). In fact, $(2+1)$ maximal globally hyperbolic spacetimes of arbitrarily fixed constant curvature $\kappa = 0, \pm 1$, having a compact Cauchy surface S , has been classified (up to Teichmüller-like equivalence) by Mess in his pioneering paper [38] (for $\kappa = 1$ the classification has been completed by Scannell in [44]). It turns out that for every fixed genus $g \geq 2$ of S (for $g = 1$ see Section 1.7), and for any fixed value of κ , such spacetimes are parametrized by the pairs $(F, \lambda) \in \mathcal{T}_g \times \mathcal{ML}_g$, where \mathcal{T}_g is the classical Teichmüller space of hyperbolic structures on S , λ is a *measured geodesic lamination* on F (in fact, in a suitable sense, \mathcal{ML}_g only depends on the topology of S). We could say that all these spacetimes are different “materializations” in 3D gravity of the same more fundamental structure $\mathcal{T}_g \times \mathcal{ML}_g$. On the other hand, we know that $\mathcal{T}_g \times \mathcal{ML}_g$ is also Thurston’s parameter space of *complex projective structures* on S . In particular, the WR-rescaling theory will provide a transparent geometric explanation of this (a priori amazing) coincidence of parameter spaces. Moreover, the general theory will contain a wide generalization of Mess-Thurston classification. This includes the adequate generalization of \mathcal{ML}_g . We shall see that the so called *measured laminations on straight convex sets*, already introduced in [34] by Kulkarni-Pinkall in order to study complex projective structures on arbitrary surfaces, furnish the good generalization.

We are going to outline with a bit of more details the main themes and the contents of the paper. For the basic notions of global Lorentzian geometry and causality we refer for instance to [9, 31].

1.1 3-dimensional constant curvature geometries

A nice feature of 3D gravity is that we have very explicit (local) *models* for the manifolds of constant curvature, which we usually normalize to be $\kappa = 0$ or $\kappa = \pm 1$. In the Riemannian case, these are the models \mathbb{R}^3 , \mathbb{S}^3 and \mathbb{H}^3 of the fundamental 3-dimensional isotropic geometries: *flat*, *spherical* and *hyperbolic*, respectively. These (in particular the hyperbolic geometry) are the central objects of Thurston’s geometrization program, which dominates the 3-dimensional geometry and topology on the last decades. For the Lorentzian signature, we have the 3-dimensional *Minkowski*, *de Sitter* and *anti de Sitter* spacetimes, respectively. We shall denote them by \mathbb{X}_κ .

Thus, we can adopt the very convenient technology of $(\mathbb{X}, \mathcal{G})$ -*manifolds*, i.e. manifolds equipped with (maximal) *special atlas* (see e.g. [48] or Chapter B of [14] for more details). We recall that \mathbb{X} denotes the model manifold, \mathcal{G} is the

group of isometries of \mathbb{X} (which possibly preserve the orientation). A special atlas has charts with values onto open sets of \mathbb{X} , and any change of charts is given by the restriction to each connected component of its domain of definition of some element $g \in \mathcal{G}$. For every $(\mathbb{X}, \mathcal{G})$ -manifold M , a very general analytic continuation-like construction, gives pairs (d, h) , where $d : \tilde{M} \rightarrow \mathbb{X}$ is a *developing map* defined on the universal covering of M , $h : \pi_1(M) \rightarrow \mathcal{G}$ is a *holonomy representation* of the fundamental group of M . Moreover, we can assume that d and h are *compatible*, that is, for every $\gamma \in \pi_1(M)$ we have $d(\gamma(x)) = h(\gamma)(d(x))$, where we consider the natural action of the fundamental group on \tilde{M} , and the action of \mathcal{G} on \mathbb{X} , respectively. The map d is a local isometry, and it is unique up to post-composition by elements $g \in \mathcal{G}$. The holonomy representation h is unique up to conjugation by g . A $(\mathbb{X}, \mathcal{G})$ -structure on M lifts to a locally isometric structure on \tilde{M} , and these share the same developing maps. In many situations it is convenient to consider this lifted structure, keeping track of the isometric action of $\pi_1(M)$ on \tilde{M} .

This technology is very flexible, and applies to the more general situation where \mathcal{G} is any group of real analytic transformations of an analytic model manifold \mathbb{X} (not necessarily a group of isometries). For example, we shall consider (complex) *projective structures* on surfaces, that are in fact $(S^2, PSL(2, \mathbb{C}))$ -structures, where $S^2 = \mathbb{CP}^1$ is the Riemann sphere, and $PSL(2, \mathbb{C})$ is naturally identified with the group of complex automorphisms of S^2 .

Although geometry models are a very classical matter, for the convenience of the reader we shall recall in Chapter 2 some facts that we shall use later, giving more details for the perhaps less commonly familiar de Sitter and anti de Sitter models. At the end of the Chapter, we shall also recall some fundamental properties of surface projective structures, including the notions of *H-hull*, *canonical stratification* and *Thurston metric*.

1.2 Wick rotation and rescaling

Wick rotation is a very basic procedure for inter-playing Lorentzian and Riemannian geometry. The simplest example applies to \mathbb{R}^{n+1} endowed with both the standard Minkowski metric $-dx_0^2 + \cdots + dx_{n-1}^2 + dx_n^2$, and the Euclidean metric $dx_0^2 + \cdots + dx_n^2$. By definition (see below), these are related via a Wick rotation directed by the vector field $\partial/\partial x_0$. Sometimes one refers to it as “passing to the imaginary time”. More generally we have:

Definition 1.2.1 Given a manifold M equipped with a Riemannian metric g and a Lorentzian metric h , then we say that g , h are related via a rough *Wick rotation directed by* X , if:

- (1) X is a nowhere vanishing h -timelike and future directed vector field on M ;

(2) For every $y \in M$, the g - and h -orthogonal spaces to $X(y)$ coincide and we denote them by $\langle X(y) \rangle^\perp$.

The positive function β defined on M by

$$\|X(y)\|_g = -\beta(y)\|X(y)\|_h$$

is called the *vertical rescaling function* of the Wick rotation.

A Wick rotation is said *conformal* if there is also a positive *horizontal rescaling function* α such that, for every $y \in M$,

$$g|_{\langle X(y) \rangle^\perp} = \alpha(y)h|_{\langle X(y) \rangle^\perp}.$$

In fact, all metrics g , h as above are canonically related by a rough Wick rotation: we use g to identify h to a field of linear automorphisms $h_y \in \text{Aut}(TM_y)$, and we take as $X(y)$ the field of g -unitary and h -future directed eigenvectors of h_y , with negative eigenvalues. Call $X_{(g,h)}$ this canonical vector field associated to the couple of metrics (g, h) . Any other field X as in Def. 1.2.1 is of the form $X = \lambda X_{(g,h)}$, for some positive function λ .

If we fix a nowhere vanishing vector field X , and two positive functions α , β on M , then the conformal Wick rotation directed by X and with rescaling functions (α, β) establishes a bijection, say $W_{(X;\beta,\alpha)}$, between the set of Riemannian metrics on M , and the set of Lorentzian metrics which have X as a future directed timelike field. In particular, the couple (g, X) encodes part of the global causality of $h = W_{(X;\beta,\alpha)}(g)$. Clearly $W_{(X;\beta,\alpha)}^{-1} = W_{(X;\frac{1}{\beta},\frac{1}{\alpha})}$.

From now on *we shall consider only conformal WR*, so we do not specify it anymore. The couples (g, h) related via a WR, and such that *both g and h are solutions of pure gravity* are of particular interest, especially when the support manifold M has a non trivial topology.

Rescaling directed by a vector field. This is a simple operation (later simply called “rescaling”) on Lorentzian metrics formally similar to a Wick rotation. Let h and h' be Lorentzian metrics on M . Let v be a nowhere vanishing vector field on M as above. Then h' is obtained from h via a *rescaling directed by v , with rescaling functions (α, β)* , if

(1) For every $y \in M$, the h - and h' -orthogonal spaces to $v(y)$ coincide and we denote them by $\langle v(y) \rangle^\perp$.

(2) h' coincides with βh on the line bundle $\langle v \rangle$ spanned by v .

(3) h' coincides with αh on $\langle v \rangle^\perp$.

Again, rescalings which relate different solutions of pure gravity, possibly with different cosmological constants, are of particular interest.

1.3 Globally hyperbolic spacetimes

By a classical Geroch's theorem (see [31]), a globally hyperbolic spacetimes M are characterized by containing a *Cauchy surface* S , *i.e.* a spacelike hypersurface such that every inextensible causal curve in M cuts S once. “Global hyperbolicity” is the strongest and very important global causality condition in Lorentzian geometry, and has strong consequences. In particular, such a spacetime M is “topologically simple”, *i.e.* it is homeomorphic to $S \times \mathbb{R}$, and can be foliated by parallel Cauchy surfaces homeomorphic to S . Moreover, given two events $p, q \in M$, q in the chronological future of p , then there exists a unique future directed timelike arc connecting p and q , such that its Lorentzian length equals the Lorentzian distance between p and q . If $\pi : \tilde{M} \rightarrow M$ is a locally isometric universal covering, then there is a isometric proper action of the fundamental group $\pi_1(S)$ on \tilde{M} so that M can be identified with the quotient spacetime $\tilde{M}/\pi_1(S)$. Moreover, \tilde{M} contains a $\pi_1(S)$ -invariant Cauchy surface \tilde{S} , such that $\pi|_{\tilde{S}} : \tilde{S} \rightarrow S$ is a locally isometric universal covering. S is complete iff \tilde{S} is complete.

We shall be mainly concerned with constant curvature $(2 + 1)$ -spacetimes containing a *complete* Cauchy surface.

We say that a constant curvature spacetime M containing a Cauchy surface S is *maximal* if every isometrical embedding of M into a constant curvature spacetime M' sending S onto a Cauchy surface of M' is an isometry. The following theorem due to Choquet-Bruhat and Geroch, allows to restrict ourselves to maximal spacetimes in order to carry out a reasonable classification.

Theorem 1.3.1 [24] *For every constant curvature globally hyperbolic spacetime M there exists a unique maximal one M' and an isometric embedding*

$$\phi : M \rightarrow M'$$

sending a Cauchy surface of M onto a Cauchy surface of M' .

Maximality lifts to the universal coverings. As already said before, we always consider simply connected spacetimes, possibly taking into account proper isometric actions of given surface groups $\pi_1(S)$, instead of the quotient spaces by themselves. In other words, functoriality will naturally lead to build an *equivariant WR-rescaling theory*.

1.4 Canonical cosmological time

We refer to [2] for a general and careful treatment of the canonical time function. Here we limit ourselves to recall the main features of this notion.

Let M be any spacetime. The *cosmological time function* of M

$$\tau : M \rightarrow (0, +\infty]$$

is defined as follows: let $C^-(q)$ be the set of past-directed causal curves in M that start at $q \in M$. Then

$$\tau(q) = \sup\{L(c) \mid c \in C^-(q)\} ,$$

where $L(c)$ denotes the Lorentzian length of c . Roughly speaking, this is *the proper time that the event $q \in M$ has been in existence in M* .

In general, the cosmological function can be very degenerate; for example, on the Minkowski space τ is the $+\infty$ -constant function. We say that τ is *regular* if:

- (1) $\tau(q)$ is finite valued for every $q \in M$;
- (2) $\tau \rightarrow 0$ along every past-directed inextendible causal curve.

It turns out that if τ is regular, it is a continuous *global time* on M that we call its *canonical cosmological time*.

Having canonical cosmological time has strong consequences on the structure of M , and τ itself has stronger properties than the simple continuity; we just recall that:

- τ is locally Lipschitz and twice differentiable almost everywhere;
- each τ -level surface is a *future* Cauchy surface (*i.e.* each inextendible causal curve that intersects the future of the surface actually intersects it once);
- M is globally hyperbolic;
- For every $q \in M$, there exists a future-directed time-like unit speed geodesic ray $\gamma_q : (0, \tau(q)] \rightarrow M$ such that:

$$\gamma_q(\tau(q)) = q , \quad \tau(\gamma_q(t)) = t .$$

The equivalence classes of these rays up to a suitable past-asymptotic equivalence can be interpreted as forming the *initial singularity* of M (which of course is not contained in the spacetime). This set could be also endowed with a stronger geometric structure. In fact, we are going to deal with spacetimes having rather tame canonical cosmological time; in these cases the geometry of the initial singularity will quite naturally arise.

The canonical cosmological time (if it exists) is not related to any specific choice of coordinates in M , is invariant under the automorphisms of M , represents an intrinsic fundamental feature of the spacetime. In particular, this holds for its *locus of irregularity*, *i.e.* where it is not twice differentiable.

1.5 Flat globally hyperbolic spacetimes

Our starting point (Chapter 3) is the following characterization of (2+1) maximal globally hyperbolic *flat* (*i.e.* of constant curvature $\kappa = 0$) spacetimes M , that have a *complete* spacelike Cauchy surface S .

By definition, a *flat regular domain* \mathcal{U} in the Minkowski space \mathbb{X}_0 , is a convex domain that coincides with the intersection of the future of its null support planes. We also require that there are at least two null support planes. Note that a regular domain is future complete.

Theorem 1.5.1 [6] *Let M be a maximal globally hyperbolic spacetime containing a complete Cauchy surface S . Then any developing map is an embedding, so that a universal covering \tilde{M} can be identified with a domain in \mathbb{X}_0 . Moreover, up to changing the time orientation, one of the following sentences holds*

1. *The universal covering $\tilde{M} = \mathbb{X}_0$ and the holonomy group acts by spacelike translations on \mathbb{X}_0 (in particular, $\pi_1(M)$ is isomorphic to either $\{0\}$, or \mathbb{Z} , or $\mathbb{Z} \oplus \mathbb{Z}$);*
2. *\tilde{M} is the future of a null plane P , and the holonomy acts by spacelike translations (in particular, $\pi_1(M)$ either is $\{0\}$ or \mathbb{Z});*
3. *$\tilde{M} = I^+(P) \cap I^-(Q)$, where P and Q are parallel null planes: in this case the holonomy group is isomorphic to either $\{0\}$ or \mathbb{Z} ;*
4. *\tilde{M} is the future of a spacelike geodesic line, and the holonomy group is isomorphic to either $\{0\}$, or \mathbb{Z} , or $\mathbb{Z} \oplus \mathbb{Z}$;*
5. *\tilde{M} is a regular domain different from the future of a spacelike geodesic line and the linear holonomy $\pi_1(M) = \pi_1(S) \rightarrow SO^+(2, 1)$ is a faithful and discrete representation.*

Corollary 1.5.2 *Let the Cauchy surface S have non-Abelian fundamental group. Then the universal covering \tilde{M} of M (as in the previous Theorem) is a regular domain different from the future of a spacelike geodesic line and the linear holonomy is a faithful and discrete representation*

$$h_L : \pi_1(S) \rightarrow SO(2, 1).$$

Note that in the first 3 cases of the above theorem, \tilde{M} has not canonical cosmological time. On the other hand, we have:

Proposition 1.5.3 *Every flat regular domain \mathcal{U} has canonical cosmological time T . In fact T is a $C^{1,1}$ -submersion onto $(0, +\infty)$. Every T -level surface $\mathcal{U}(a)$, $a \in (0, +\infty)$, is a complete Cauchy surface of \mathcal{U} . For every $x \in \mathcal{U}$, there is a unique past-directed geodesic timelike segment γ_x that starts at x , is contained in \mathcal{U} , has finite Lorentzian length equal to $T(x)$. The other end-point of γ_x belongs to the frontier of \mathcal{U} in \mathbb{X}_0 . The union of these boundary end-points makes the initial singularity $\Sigma_{\mathcal{U}} \subset \partial\mathcal{U}$ of \mathcal{U} . $\Sigma_{\mathcal{U}}$ is a spacelike-path-connected subset of \mathbb{X}_0 , and this gives it a natural \mathbb{R} -tree structure.*

Hence the study of maximal globally hyperbolic flat spacetimes having a complete spacelike Cauchy surface S and canonical cosmological time, is equivalent (possibly inverting the time orientation) to the one of flat regular domains and their quotient spacetimes. These shall make the support of our WR-rescaling theory.

Let us consider the T -level surface $\mathcal{U}(1)$ of \mathcal{U} . We have a natural continuous *retraction*

$$r : \mathcal{U}(1) \rightarrow \Sigma_{\mathcal{U}}.$$

Moreover, the gradient of τ is a unitary vector field, hence it induces the *Gauss map* (here we are using the standard embedding of \mathbb{H}^2 into \mathbb{X}_0)

$$N : \mathcal{U}(1) \rightarrow \mathbb{H}^2.$$

These two maps are of main importance for all constructions. If a surface group $\pi_1(S)$ acts properly on \mathcal{U} , then the cosmological time is $\pi_1(S)$ -invariant, and the action both extends to an isometric action on the initial singularity, and to an isometric action on the image $H_{\mathcal{U}} = \text{Im}(N)$ of the Gauss map. It is convenient and instructive to analyze different sectors of the WR-rescaling theory, according to different sensible properties of $H_{\mathcal{U}}$. In general, the closure of $H_{\mathcal{U}}$ is a *straight convex set* in \mathbb{H}^2 , i.e. the convex hull of a closed *ideal* set of \mathbb{H}^2 , contained in its natural boundary S_{∞}^1 .

1.6 $\mathcal{ML}(\mathbb{H}^2)$ -spacetimes

Chapter 4 is the core of the paper, where we develop the sector of WR-rescaling theory based on flat regular domains \mathcal{U} having *surjective Gauss map*. A preliminary treatment of this case was available in [12]. The remarkable case of spacetimes with compact Cauchy surfaces of genus $g \geq 2$ mentioned above belongs to this sector. We consider the partition of $\mathcal{U}(1)$ given by the closed sets $r^{-1}(y)$, $y \in \Sigma_{\mathcal{U}}$. Via the retraction we can pullback on this partition the metric structure of $\Sigma_{\mathcal{U}}$, and (in a suitable sense) we can project everything onto \mathbb{H}^2 , by means of the Gauss map. We eventually obtain a *measured geodesic lamination* $\lambda = (\mathcal{L}, \mu)$ on \mathbb{H}^2 . The geometry of the initial singularity is, in a sense, “dual” to the geometry of the lamination λ . On the other hand, given any measured geodesic lamination λ on \mathbb{H}^2 , we can construct a flat regular domain \mathcal{U}_{λ}^0 in such a way that this construction inverts the former one. Hence:

Flat regular domains in \mathbb{X}_0 with surjective Gauss map are parametrized by $\mathcal{ML}(\mathbb{H}^2)$, that is the space of measured geodesic laminations (of the most general type indeed) on the hyperbolic plane \mathbb{H}^2 .

Given $\lambda \in \mathcal{ML}(\mathbb{H}^2)$, we construct also suitable maximal globally hyperbolic spacetimes $\mathcal{U}_{\lambda}^{\kappa}$, of constant curvature $\kappa = \pm 1$, and a hyperbolic 3-manifold M_{λ} ,

all homeomorphic to $\mathbb{H}^2 \times \mathbb{R}$. The construction of M_λ is based on the *bending* procedure widely described in [26]; the one of \mathcal{U}_λ^{-1} on a AdS version of this procedure carefully analyzed in Section 4.6 of Chapter 4. The construction of \mathcal{U}_λ^1 is in some sense dual to the one of M_λ . We shall see that:

- Each $\mathcal{U}_\lambda^\kappa$ has canonical cosmological time, say T_λ^κ , and they share the same initial singularity. For $\kappa = 1$ the image of the cosmological time is $T_\lambda^1(\mathcal{U}_\lambda^1) = (0, +\infty)$, whereas for $\kappa = -1$ it is contained in $(0, \pi)$ and contains $(0, \pi/2)$.
- As for $\kappa = 0$, the developing map of \mathcal{U}_λ^{-1} is an embedding onto a convex domain of \mathbb{X}_{-1} . This is no longer true for $\kappa = 1$ and the hyperbolic manifold M_λ , because the corresponding developing maps are in general not injective.

We adopt the following notations. For every subset X of $(0, +\infty)$, $\mathcal{U}_\lambda^\kappa(X) = (T_\lambda^\kappa)^{-1}(X)$; for every $a \in T_\lambda^\kappa(\mathcal{U}_\lambda^\kappa)$, $\mathcal{U}_\lambda^\kappa(a) = \mathcal{U}_\lambda^\kappa(\{a\})$ denotes the corresponding level surface of the cosmological time. Sometimes we shall also use the notation $\mathcal{U}_\lambda^\kappa(\geq a)$ instead of $\mathcal{U}_\lambda^\kappa([a, +\infty))$, and so on.

So, we have families of so-called $\mathcal{ML}(\mathbb{H}^2)$ -*spacetimes* $\mathcal{U}_\lambda^\kappa$, $\kappa = 0, \pm 1$, and of hyperbolic 3-manifolds M_λ , that are different materializations in 3D gravity of the same more fundamental structure $\mathcal{ML}(\mathbb{H}^2)$.

In fact we shall show that there are natural correlations between them, either given by canonical rescalings or Wick rotations, with *universal rescaling functions*. A delicate point to stress is that this happens in fact *up to determined C^1 diffeomorphism*. Note that any C^1 isometry between Riemannian metrics induces at least an isometry of the underlying *length spaces*. In the Lorentzian case, it preserves the global causal structure.

More precisely:

WR-rescaling for $\mathcal{ML}(\mathbb{H}^2)$ -spacetimes - A rough statement.

We shall explicitly construct:

1. A canonical rescaling which relates \mathcal{U}_λ^0 to $\mathcal{U}_\lambda^{-1}(< \pi/2)$, such that:
 - it is directed by the gradient of T_λ^0 ;
 - the rescaling functions depend only on the value of T_λ^0 . This means that they are constant on each level surface $\mathcal{U}_\lambda^0(a)$ and their value only depends on a . We stress that they do not depend on λ , so we shall call them (as well as all the other ones occurring throughout the paper) *universal rescaling functions*;
 - the inverse rescaling satisfies the same properties with respect to the cosmological time T_λ^{-1} restricted to $\mathcal{U}_\lambda^{-1}(< \pi/2)$.
 - the rescaling extends to an identification of the respective initial singularity.
2. A canonical rescaling which relates $\mathcal{U}_\lambda^0(< 1)$ to \mathcal{U}_λ^1 , such that:

- it is directed by the gradient of T_λ^0 , restricted to $\mathcal{U}_\lambda^0(< 1)$;
 - the rescaling functions depend only on the value of T_λ^0 ;
 - the inverse rescaling satisfies the same properties with respect to the cosmological time T_λ^1 .
 - the rescaling extends to an identification of the respective initial singularity.
3. A canonical Wick rotation which converts $\mathcal{U}_\lambda^0(> 1)$ into the hyperbolic 3-manifold M_λ such that:
- it is directed by the gradient of T_λ^0 , restricted to $\mathcal{U}_\lambda^0(> 1)$;
 - the rescaling functions depend only on the value of T_λ^0 .
 - This WR can be transported onto the slab $\mathcal{U}_\lambda^{-1}((\pi/4, \pi/2))$ via the above first rescaling. Then the composition of WR with a developing map of M_λ extends continuously to the boundary of this slab, with values on $\overline{\mathbb{H}^3} = \mathbb{H}^3 \cup S^2$. The initial boundary component $\mathcal{U}_\lambda^{-1}(\pi/4)$ corresponds to a complete end of M_λ and it is sent in S^2 . In fact, this is the developing map of a *asymptotic projective structure* on $\mathcal{U}_\lambda^{-1}(\pi/4)$, and its intrinsic spacelike metric is the *Thurston metric* for it. The restriction to the final boundary component $\mathcal{U}_\lambda^{-1}(\pi/2)$ is a locally isometric immersion onto a *pleated surface* in \mathbb{H}^3 , having the measured lamination λ as *bending lamination*. Note that the Wick rotations *cut the initial singularity off*.
4. In the projective Klein model, the hyperbolic space \mathbb{H}^3 and the de Sitter space \mathbb{X}_1 can be realized as opposite connected components of $\mathbb{P}^3 \setminus Q$, where Q is a suitable quadric. In fact Q realizes the canonical boundary at infinity S^2 of \mathbb{H}^3 . It turns out that the above dS rescaling on $\mathcal{U}_\lambda^0(< 1)$, and the WR on $\mathcal{U}_\lambda^0(> 1)$ “fit well” at Q , in the sense that they glue at $\mathcal{U}_\lambda^0(1)$ and give rise to an immersion of the whole of \mathcal{U}_λ^0 in \mathbb{P}^3 .

In the special case when the transverse measure μ of λ is equal to zero we say that the spacetimes are *static*. In particular, \mathcal{U}_λ^0 coincides with the future $I^+(0)$ of the origin of \mathbb{X}_0 , while M_λ coincides with an open hyperbolic half-space in \mathbb{H}^3 . This special case is also characterized by the fact that the initial singularity of each spacetime $\mathcal{U}_\lambda^\kappa$ consists of *one* point, or that the cosmological times T_κ as well as the WR or rescalings are *real analytic* maps. Moreover the cosmological time is also a *constant mean curvature* (CMC) time.

1.6.1 Equivariant constructions

If a surface group $\pi_1(S)$ acts properly on a flat regular domain $\mathcal{U} = \mathcal{U}_\lambda^0$ with surjective Gauss map, the Gauss map turns to be equivariant with respect to a discrete

representation of $\pi_1(S)$ into $\text{Isom}(\mathbb{H}^2)$. In such a way we determine a discrete, torsion-free group Γ of isometries of \mathbb{H}^2 , which is isomorphic to $\pi_1(S)$, so that the complete hyperbolic surface $F = \mathbb{H}^2/\Gamma$ is homeomorphic to S . In fact, the measured lamination λ on \mathbb{H}^2 is Γ -invariant, that is λ is the pullback of a measured geodesic lamination on F . Recall that usually this implies some constraints on the lamination (these have been widely investigated when F is compact). Then there is a natural Γ -equivariant version of the above facts. There are faithful representations of Γ onto groups $\tilde{\Gamma}$ of isometries of each $\mathcal{U}_\lambda^\kappa$ or M_λ , respectively. The groups $\tilde{\Gamma}$ act properly and give rise to the quotient spacetimes $\mathcal{U}_\lambda^\kappa/\tilde{\Gamma}$ or the hyperbolic 3-manifold $M_\lambda/\tilde{\Gamma}$, all homeomorphic to $F \times \mathbb{R}$. All constructions and structures descend to the quotient spaces.

In a sense, the cocompact Γ -invariant case has *tamest features*. Throughout Chapter 4, we shall focus these peculiar features, against the different phenomena that arise in general, even when $F = \mathbb{H}^2/\Gamma$ is of *finite area*, but not compact. A key point here is that we can work with geodesic laminations on F that not necessarily have compact support. For a first account about the cocompact case one can see also Section 1.9 below.

1.6.2 The other side of \mathcal{U}_λ^{-1} - (Broken) T -symmetry

As stated above, the WR-rescaling mechanism on $\mathcal{ML}(\mathbb{H}^2)$ -spacetimes only concerns the past of the level surface $\mathcal{U}_\lambda^{-1}(\pi/2)$ in the AdS spacetime \mathcal{U}_λ^{-1} . What about the other side of this spacetime? This question is strictly related to the problem of giving an intrinsic characterization of the AdS $\mathcal{ML}(\mathbb{H}^2)$ -spacetimes \mathcal{U}_λ^{-1} . In order to answer, it is useful to consider the spacetime $(\mathcal{U}_\lambda^{-1})^*$ obtained just by *reversing the time orientation*. That is, we study the behaviour of the AdS $\mathcal{ML}(\mathbb{H}^2)$ -spacetimes with respect to the T -symmetry (see Sections 4.6 and 4.9 of Chapter 4).

Recall that the isometry group of the spacetime \mathbb{X}_{-1} is isomorphic to $PSL(2, \mathbb{R}) \times PSL(2, \mathbb{R})$. So the AdS holonomy of a quotient of \mathcal{U}_λ^{-1} (when λ is Γ -invariant), is given by a ordered pair (Γ_L, Γ_R) of representations of Γ with values in $PLS(2, \mathbb{R})$. In terms of the holonomy, the above spacetime involution simply corresponds to

$$(\Gamma_L, \Gamma_R) \rightarrow (\Gamma_R, \Gamma_L) .$$

T-symmetry in the cocompact Γ -invariant case. Assume that $F = \mathbb{H}^2/\Gamma$ is a compact hyperbolic surface of genus $g \geq 2$, and that λ is Γ -invariant. It is known since [38], that in such a case (Γ_L, Γ_R) is a pair of faithful cocompact representations of the same genus, and that they determine the AdS spacetime. The behaviour of \mathcal{U}_λ^{-1} and $(\mathcal{U}_\lambda^{-1})^*$ is *T-symmetric* in the following sense (see Subsection 4.6.6):

There are a compact hyperbolic surface $F^ = \mathbb{H}^2/\Gamma^*$ of genus g , and a Γ^* -*

invariant measured geodesic lamination λ^* such that

$$(\mathcal{U}_\lambda^{-1})^* = \mathcal{U}_{\lambda^*}^{-1}.$$

In other words:

Even $(\mathcal{U}_\lambda^{-1})^$ is $\mathcal{ML}(\mathbb{H}^2)$ -spacetime.*

We can also say that the initial and *final* singularities of \mathcal{U}_λ^{-1} have the same kind of structure. The same facts hold if F is not necessarily compact, but we confine ourselves to consider only laminations of compact support (if any).

Broken T -symmetry in the general case. We shall see that the above T -symmetry does no longer hold in general, even when F/Γ is of finite area but not compact:

In general, $(\mathcal{U}_\lambda^{-1})^$ is no longer a $\mathcal{ML}(\mathbb{H}^2)$ -spacetime.*

In fact $(\mathcal{U}_\lambda^{-1})^*$ can be a spacetime of more general type that we shall consider in Chapter 6. We show that the AdS counterpart of “having surjective Gauss map” consists in the *completeness* of the special spacelike surface $\mathcal{U}_\lambda^{-1}(\pi/2)$. This implies that $\mathcal{U}_\lambda^{-1}(\pi/2)$ is a Cauchy surface. Moreover, we will see that \mathcal{U}_λ^{-1} is determined by its *curve at infinity* C_λ , contained in the “boundary” of \mathbb{X}_{-1} . This boundary is canonically diffeomorphic to $S^1 \times S^1$ and has a natural *causal structure*, actually depending on the fixed orientations; C_λ is a *nowhere timelike* embedded curve homeomorphic to S^1 . In fact, \mathcal{U}_λ^{-1} is the (interior of the) *Cauchy development* of C_λ in \mathbb{X}_{-1} (see Sections 4.6.3 and 6.4.3). On the other hand, $(\mathcal{U}_\lambda^{-1})^*$ is obtained similarly to \mathcal{U}_λ^{-1} by taking the Cauchy development of the curve C_λ^* , that is the image of C_λ via the homeomorphism $(x, y) \rightarrow (y, x)$ of $\partial\mathbb{X}_{-1} = S^1 \times S^1$. It shares with \mathcal{U}_λ^{-1} the main structural properties. However, in general the canonical time level surface $(\mathcal{U}_\lambda^{-1})^*(\pi/2)$ is not complete (and it is only *future* Cauchy). In other words, we realize that in general $(\mathcal{U}_\lambda^{-1})^*$ is associated via canonical AdS rescaling to a flat regular domain with non-surjective Gauss map. We can also say that the initial and final singularities of \mathcal{U}_λ^{-1} are not necessarily of the same kind (for instance “horizons censoring black holes” can arise). See the examples in 4.9 and Remark 5.3.6.

It is an intriguing problem to characterize AdS $\mathcal{ML}(\mathbb{H}^2)$ -spacetimes (and broken T -symmetry) in terms of the curve C_λ . This also depends on a subtle relationship between these spacetimes and Thurston’s “Earthquake Theorem” [49], *beyond the cocompact Γ -invariant case* already depicted in [38]. We get some partial result in that direction. In particular we study the nowhere timelike boundary curves that are the *graph of a homeomorphisms of S^1* (as it happens for instance in the cocompact case). We show that the boundary curve C_λ of any $\mathcal{ML}(\mathbb{H}^2)$ -spacetime is the graph of a homeomorphism of S^1 iff the lamination λ *generates earthquakes*. On the other hand, we show examples of homeomorphism of S^1 such that its graph is *not* the C_λ of any $\mathcal{ML}(\mathbb{H}^2)$ -spacetime. This question shall be further discussed in Chapter 6.

1.6.3 Along a ray of measured laminations

As usual, let $\lambda = (\mathcal{L}, \mu)$ be a (possibly Γ -invariant) measured geodesic lamination on \mathbb{H}^2 . We can consider the ray of (Γ -invariant) laminations $t\lambda = (\mathcal{L}, t\mu)$, $t \in [0, +\infty)$. So we have the corresponding 1-parameter families of spacetimes $\mathcal{U}_{t\lambda}^\kappa$ and hyperbolic manifolds $M_{t\lambda}$, emanating from the static case ($t = 0$). The study of these families gives us interesting information about the WR-rescaling mechanism (Chapter 4, Section 4.7). We study the “derivatives” at $t = 0$ of the spacetimes $\mathcal{U}_{t\lambda}^\kappa$, and of holonomies and “spectra” of the quotient spacetimes. In particular, let us denote by $\frac{1}{t}\mathcal{U}_{t\lambda}^\kappa$ the spacetime obtained by rescaling the Lorentzian metric of $\mathcal{U}_{t\lambda}^\kappa$ by the constant factor $1/t^2$. So $\frac{1}{t}\mathcal{U}_{t\lambda}^\kappa$ has constant curvature $\kappa_t = t^2\kappa$. All the constructions made under the normalization $\kappa = 0, \pm 1$, apply straightforwardly to every κ_t , with the obvious modifications. Then, we shall prove (using a suitable notion of convergence) that

$$\lim_{t \rightarrow 0} \frac{1}{t}\mathcal{U}_{t\lambda}^\kappa = \mathcal{U}_\lambda^0.$$

We stress that this convergence is at the level of Teichmüller-like classes; here working up to reparametrization becomes an important point.

In Section 4.8 we give some specific application in the case of compact Cauchy surfaces, *i.e.* assuming that $F = \mathbb{H}^2/\Gamma$ is compact. Then, we have the family $(\mathcal{U}_{t\lambda}^{-1})^* = \mathcal{U}_{\lambda_t^*}^{-1}$ as in the previous Subsection. In such a case (see for instance Section 1.9 below), the set of Γ -invariant measured laminations has a \mathbb{R} -linear structure, and it makes sense to consider $-\lambda$. Then we shall show

$$\lim_{t \rightarrow 0} \frac{1}{t}\mathcal{U}_{\lambda_t^*}^{-1} = \mathcal{U}_{-\lambda}^0.$$

Moreover, we establish formulae relating the volume of the past of a given compact level surface of the canonical time, its area, and the *length* of the associated measured geodesic lamination on F . We recover in the present set up a simple proof of the continuity of such a length function.

1.7 \mathcal{QD} -spacetimes

In Chapter 5 we consider the somewhat “opposite” situation to the $\mathcal{ML}(\mathbb{H}^2)$ -spacetimes. In fact, we develop the sector of the WR-rescaling theory supported by the simplest flat regular domain with the *most degenerate Gauss map*, *i.e.* the future $I^+(r)$ of a spacelike geodesic line r of \mathbb{X}_0 . In this case the image $H_\mathcal{U}$ of the Gauss map just consists of one geodesic line of \mathbb{H}^2 ; moreover this is the only “degenerate” case in which $\dim H_\mathcal{U} < 2$. It is remarkable that the

WR-rescaling theory on $I^+(r)$ can be developed in a completely explicit and self-contained way, eventually obtaining nevertheless a complete agreement (for instance, for what concerns the universal rescaling functions) with what we had done for the $\mathcal{ML}(\mathbb{H}^2)$ -spacetimes. Moreover, the theory over $I^+(r)$ extends to the so called *QD-spacetimes*. The *globally hyperbolic* ones are generated by *meromorphic quadratic differentials* on $\Omega = \mathbb{S}^2, \mathbb{C}, \mathbb{H}^2$. There is also a natural *equivariant* version of the theory, with respect to the proper action of any group of conformal automorphism of Ω . Flat *QD-spacetimes*, that are in fact spacetimes locally modeled on $I^+(r)$, had been already considered in [13](3). In particular, the *quotient spacetimes* of $I^+(r)$ with compact Cauchy surface, realize all *non-static* maximal flat globally hyperbolic spacetimes with *toric* Cauchy surfaces. Via the Wick rotation, we get the non-complete hyperbolic structures on $(S^1 \times S^1) \times \mathbb{R}$ that occur in Thurston's *Hyperbolic Dehn Filling* set up (see [48, 14]). By canonical AdS rescaling of the quotient spacetimes of $I^+(r)$ homeomorphic to $(S^1 \times \mathbb{R}) \times \mathbb{R}$, we recover the so called *BTZ black holes* (see [10, 22]). In contrast with the $\mathcal{ML}(\mathbb{H}^2)$ -spacetimes, these non-static quotient *QD-spacetimes* have *real analytic* cosmological time, and this is even a CMC time. On the other hand, the *QD-spacetimes* in general present world-lines of *conical singularities*, and the corresponding developing maps (even for the flat ones) are *not* injective. So they are also a first step toward a generalization of the theory in presence of “particles”. When $F = \mathbb{H}^2/\Gamma$ is compact, there is a natural bijection between $\mathcal{ML}(F)$ and $\mathcal{QD}(F)$, the space of *holomorphic* quadratic differentials on F (see Remark 5.2.2 of Chapter 5, and also Section 1.9 below). Hence it is remarkable that the “*same*” parameter space $\mathcal{ML}(F) \cong \mathcal{QD}(F)$ gives rise to two *different* families of globally hyperbolic spacetimes with compact Cauchy surfaces, in the $\mathcal{ML}(\mathbb{H}^2)$ and *QD* sectors of the WR-rescaling theory respectively. $\mathcal{ML}(\mathbb{H}^2)$ or *QD* spacetimes that share the same encoding parameter have the same initial singularity.

We shall also show that general *QD-spacetimes* can realize arbitrarily complicated topologies and causal structures.

We got information about the $\mathcal{ML}(\mathbb{H}^2)$ -spacetimes by studying the rays of measured laminations of the form $(\mathcal{L}, t\mu)$, $t \geq 0$. Similarly, we shall study the WR-rescaling behaviour along rays of quadratic differentials $t^2\omega$.

So, although the basic domain $I^+(r)$ is extremely simple, the resulting sector of the WR-rescaling theory is far to be trivial.

1.8 General $\mathcal{ML}(H)$ -spacetimes.

In Chapter 6 we finally deal with general flat regular domains \mathcal{U} . While completing this general case, useful discussions with T. Barbot have helped us to fix the final presentation of the matter.

We can assume that the image of the Gauss map $H_{\mathcal{U}}$ is 2-dimensional. First,

we show that the construction producing the measured geodesic lamination $\lambda \in \mathcal{ML}(\mathbb{H}^2)$, which encoded a given flat regular domain with surjective Gauss map (Chapter 4), can be suitably adapted to produce a *measured laminations* on the straight convex set $\overline{H}_{\mathcal{U}}$. Although we adopt a slightly different definition, it turns out that these laminations are equivalent to the ones already introduced in [34]. On the other hand, this construction can be inverted, starting from any $\lambda \in \mathcal{ML}(H)$, where H is any (2-dimensional) straight convex set of \mathbb{H}^2 , and $\mathcal{ML}(H)$ is the space of such measured laminations on H . Hence any regular flat domain is a *flat $\mathcal{ML}(H)$ -spacetime*, and we get the following *classification* theorem for flat regular domains.

Proposition 1.8.1 *With the exception of the future of a spacelike geodesic line of \mathbb{X}_0 , flat regular domains \mathcal{U} in \mathbb{X}_0 (equivalently: $(2+1)$ simply connected, future complete, maximal globally hyperbolic flat spacetimes, that have canonical cosmological time and a complete Cauchy surface), are parametrized by the pairs (H, λ) , where H is the 2-dimensional convex hull of any ideal set of \mathbb{H}^2 , and $\lambda \in \mathcal{ML}(H)$.*

As usual, an equivariant version extends the classification to arbitrary maximal globally hyperbolic flat spacetimes with a complete Cauchy surface.

Since [34] it is known that the pairs (H, λ) as above (possibly in a equivariant version) also parameterize the projective structures of “hyperbolic type” on arbitrary surfaces.

The first step toward a general WR-rescaling theory is rather easy; roughly speaking, it is based on the remark that: *locally around any integral line of the gradient of its canonical time, a general flat $\mathcal{ML}(H)$ -spacetime looks like a $\mathcal{ML}(\mathbb{H}^2)$ one.* This implies that all WR-rescaling formulae obtained in Chapter 4 for regular domains with surjective Gauss map, actually apply in general producing Lorentzian or Riemannian metrics of constant curvature. A harder task is to recognize structural properties and intrinsic characterizations of the so obtained *$\mathcal{ML}(H)$ -spacetimes of constant curvature*, or hyperbolic manifolds. We summarize here a final statement of the theory (in a somewhat rough version).

Proposition 1.8.2 *Let Y be a maximal globally hyperbolic flat spacetime such that its universal covering \tilde{Y} is a flat regular domain. Then a canonical Wick rotation is defined on $Y(> 1)$, that is directed by the the gradient of the cosmological time of Y , with universal rescaling functions that yields a hyperbolic metric.*

A projective structure of hyperbolic type is defined on $Y(1)$ by extending the hyperbolic developing map defined on $\tilde{Y}(\geq 1)$. The intrinsic spacelike metric on $Y(1)$ coincides with the Thurston metric associated to such a structure.

$Y(> 1)$ equipped with the hyperbolic metric given by the Wick rotation coincides with the H -hull of the projective surface $Y(1)$.

The canonical stratification associated to the projective structure on $Y(1)$ coincides with the decomposition given by the fibers of the retraction on $\tilde{Y}(1)$ on the initial singularity.

The measured geodesic lamination on the closure of the Gauss map of \tilde{Y} (according to Theorem 6.2.2) coincides with the measured lamination associated to the projective structure on $Y(1)$ (according to [34]).

Corollary 1.8.3 *Let S be any oriented surface. Then the canonical Wick rotation establishes a bijection between the set of maximal globally hyperbolic, flat spacetimes, admitting canonical cosmological time, and containing a complete Cauchy surface homeomorphic to S (up to isometry) and the set of projective structures of hyperbolic type on S (up to isomorphism).*

Moreover, when $\pi(S)$ is not Abelian, all projective structures are of hyperbolic type, and all maximal globally hyperbolic flat spacetimes containing a complete Cauchy surface homeomorphic to S do admit canonical time (possibly after changing the time orientation).

For $\mathcal{ML}(H)$ -spacetimes of constant curvature $\kappa = \pm 1$ (with non-degenerate H) we get the following classification, that extends the flat case.

Proposition 1.8.4 *Canonical rescaling, directed by the gradient of the canonical time with universal rescaling functions, establishes a bijection between the sets of maximal globally hyperbolic spacetimes of constant curvature κ , having regular canonical time and a complete Cauchy surface for the different choices of the curvature $\kappa \in \{0, \pm 1\}$.*

As a by-product of the classification we shall see that in fact any maximal globally hyperbolic spacetimes of constant curvature $\kappa = -1$ that has a complete Cauchy surface does actually admit canonical cosmological time. For these AdS $\mathcal{ML}(H)$ -spacetimes we get the following structural result

Proposition 1.8.5 (no broken T -symmetry.) *The set of AdS $\mathcal{ML}(H)$ -spacetimes is closed for the T -symmetry. In particular, for every AdS $\mathcal{ML}(\mathbb{H}^2)$ -spacetime \mathcal{U}_λ^{-1} , then $(\mathcal{U}_\lambda^{-1})^*$ is a $\mathcal{ML}(H)$ -spacetime for some H .*

In fact, as for $\mathcal{ML}(\mathbb{H}^2)$ ones, we shall see that any simply connected $\mathcal{ML}(H)$ -spacetime is the *Cauchy development* in \mathbb{X}_{-1} of its nowhere timelike circle at infinity $C_{H,\lambda}$ (see Chapter 6). On the other hand, the Cauchy development of any such a curve produces a simply connected $\mathcal{ML}(H)$ -spacetime (for some (H, λ)) (Section 6.4.3). In such a general framework we shall complete the analysis in the case of graphs of homeomorphisms of S^1 , and on the relationship with earthquakes (after having generalized this notion for geodesic laminations on arbitrary straight convex sets).

1.9 QFT and ending spacetime interaction

This section contains a rather long expository digression. Shortly, this could be summarized by the following sentences:

The WR-rescaling theory does apply on the ends of geometrically finite hyperbolic 3-manifolds. Hence these manifolds realize concrete interactions of their globally hyperbolic ending spacetimes of constant curvature. This provides natural geometric instances of morphisms of a $(2+1)$ bordism category suited to support a quantum field theory pertinent to 3D gravity. Moreover, the finite volume of the slabs of the AdS spacetimes that support the Wick rotations (see Section 4.8) together with the volume of the hyperbolic convex cores, furnish classical “amplitudes” of these interactions.

If satisfied with this, the reader can skip to the next Chapter. However, we believe that the digression shall display important underlying ideas and a background that have motivated this work.

At a qualitative level, we want to recall a few features of a *quantum field theory* QFT that would be pertinent to 3D gravity, by taking inspiration from [52], and having as model Atiyah’s formalization of a *topological quantum field theory* in [5] (see also [50]).

Bits of axiomatic QFT. A (finite dimensional) $(2+1)$ QFT would associate to every compact closed oriented surface S a (finite dimensional) complex vector space $V(S)$, and to every oriented compact 3-manifold M , with *marked* boundary $\partial M = \Sigma$, an element $Z(M) = Z(M, \emptyset, \Sigma) \in V(S)$ (the *vacuum state* of M). Recall that a marking includes at least an oriented parametrization $\phi : S \rightarrow \Sigma$, for some S , so that $Z(\cdot)$ would be sensitive to the action of the *surface mapping class groups* on the markings.

Possibly a QFT is *not purely topological*, *i.e.* the manifolds S and M can carry more structure and we deal with a suitable $(2+1)$ *bordism category* of such equipped manifolds. $V(\cdot)$ and $Z(\cdot)$ possibly depend also on the additional structure.

$V(\cdot)$ and $Z(\cdot)$ must satisfy a set of quite demanding *axioms*; in particular we have: $V(\emptyset) = \mathbb{C}$; If S is the union of connected components $S = S_1 \cup \dots \cup S_k$, then $V(S) = V(S_1) \otimes \dots \otimes V(S_k)$; $V(-S) = V^*(S)$, where $-S$ denotes the surface with the opposite orientation, V^* is the dual of V .

The most demanding one is the *functoriality* axiom, which ultimately means that we can build with $V(\cdot)$ and $Z(\cdot)$ a functor from such a suitable $(2+1)$ bordism category to the tensorial category of complex linear spaces. For every bordism supported by a 3-manifold M as above, it is specified a bipartition of the (marked) connected components of ∂M , so that $\Sigma = \Sigma_+ \cup \Sigma_-$, where Σ_+ (Σ_-) is the union of the *ingoing* (*outgoing*) components, and M is regarded as

a morphism (a “tunnel”) from the object Σ_+ to the object Σ_- . Hence the QFT associates to such a morphism a linear map (the *tunneling amplitude*)

$$Z(M, \Sigma_+, \Sigma_-) : V(S_+) \rightarrow V(S_-) .$$

Moreover, this is functorial with respect to composition of bordisms on one side, and usual composition of linear maps on the other. This amplitude can be considered as a generalization of time evolution operators (where $M = S \times [0, 1]$). If $\partial M = \emptyset$, then $Z(M) = Z(M, \emptyset, \emptyset) \in \mathbb{C}$, is an invariant of the closed manifold M , called its *partition function*. A crucial feature of a QFT is that we can express any amplitude by using (infinitely many) different decompositions of the given bordism, associated for instance to different Morse functions for the triple (M, Σ_-, Σ_+) .

We say that a QFT is *exact* if the amplitudes are expressed by exact formulae, based on some effective encoding (usually given by a finite set of combinatorial data) of the (equipped) manifolds M, S_{\pm} .

Pertinence to 3D gravity starts arising by specializing the additional structure on each *connected* surface S , and showing later that classical gravity naturally furnishes a wide set of bordisms in the appropriate category.

Matter-free Witten phase space. At first, it seems reasonable to select a sector of 3D gravity by fixing the signature (Lorentzian or Euclidean) of the 3-dimensional metrics, and the sign $\sigma(\Lambda)$ of the cosmological constant. The basic idea is to give a compact connected surface S the structure of a *spacelike surface* Σ homeomorphic to S , embedded in some *universe* Y of constant curvature $\kappa = \sigma(\Lambda)$ (for the Euclidean signature we just consider embedded surfaces).

Let \mathbb{X} be the associated model of constant curvature geometry, and \mathcal{G} denote its group of isometries (see Section 1.1). In [52] a reformulation of the corresponding sector of pure classical 3D gravity is elaborated as a theory for which the relevant fields are the connections on principal \mathcal{G} -bundles on 3-manifolds, rather than the metrics. Ultimately the “classical phase space” associated to every connected surface S is the space of *flat connections* on principal \mathcal{G} -bundles over S , on which the *gauge* transformations operate. Equivalently, this consists of the *space of representations*

$$\text{Hom}(\pi_1(S), \mathcal{G})$$

on which the group \mathcal{G} acts by conjugation. On it there is a *Chern-Simons action*. To each spacelike surface Σ in some universe Y as above, one associates a holonomy representation of its (past and future) *domain of dependence* $D(\Sigma)$ in Y (see [31]). $D(\Sigma)$ is globally hyperbolic, and Σ is a Cauchy surface, hence $D(\Sigma)$ is homeomorphic to $\Sigma \times \mathbb{R}$, and $\pi_1(D(\Sigma)) = \pi_1(S)$. For the Euclidean signature we

just take an open tubular neighbourhood of Σ in Y . More generally, as additional structure on S , we just take any element of such a “Witten phase space”.

Natural instances of morphism in the corresponding bordism category arise in classical gravity. They should be compact submanifolds with boundary M of some universe Y of constant curvature κ , the boundary being made by spacelike surfaces. Such a “tunnel” would realize, in particular, a change of topology of the interacting ending globally hyperbolic spacetimes. The prize for it consists in a severe weakening of the global causal structure of Y : normally $\text{Int}(M)$ contains closed timelike curves. The holonomy of the whole spacetime $\text{Int}(M)$, induces the one of the ending spacetimes.

Mess-Thurston phase space. Mess classification of globally hyperbolic spacetimes of constant curvature, having compact Cauchy surface homeomorphic to S , leads to a somewhat different and unified way to look at the classical phase space. In fact, any such a spacetime can be canonically embedded in a maximal one (sharing a same Cauchy surface). Moreover, if the genus $g = g(S) \geq 2$ (if $g = 1$ see Section 1.7 above) then, for *any* fixed value of the curvature $\kappa = 0, \pm 1$, the maximal ones are parametrized by $\mathcal{T}_g \times \mathcal{ML}_g$. On the other hand, according to Thurston, $\mathcal{T}_g \times \mathcal{ML}_g$ is also the parameter space of (complex) projective structures on S . Thus we would look for a QFT built on such a “universal” parameter space, that should deal simultaneously with spacetimes of arbitrary constant curvature and projective surfaces.

Some comments are in order to establish some point of contact with the former paragraph.

(1) $\mathcal{T}_g \times \mathcal{ML}_g$ should be considered as a *trivialized* fiber bundle $\mathcal{B} \rightarrow \mathcal{T}_g$ over the classical Teichmüller space \mathcal{T}_g of hyperbolic structures on S , with fiber over any $F \in \mathcal{T}_g$ equal to $\mathcal{ML}(F)$ (*i.e.* the space of measured geodesic laminations on F). Given F and F' in \mathcal{T}_g , we fix an identification between $\mathcal{ML}(F)$ and $\mathcal{ML}(F')$ that identifies two laminations if and only if they share the same “marked spectrum” of measures. This trivialization respects the *ray structure* considered in Subsection 1.6.3. This induces a trivialized fiber bundle $\mathcal{T}_g \times \mathbb{P}^+(\mathcal{ML}_g) \cong \mathcal{T}_g \times S^{6g-7}$, where each fiber is a copy of the *Thurston’s boundary* of \mathcal{T}_g .

(2) *Realization of Skora duality.* We can realize (see [13](1)) that the initial singularity of the universal covering of a spacetime associated to $(F, \lambda) \in \mathcal{T}_g \times \mathcal{ML}_g$ is the \mathbb{R} -tree, equipped with an isometric action of $\pi_1(S)$ with “small stabilizers”, that corresponds to λ via “Skora duality theorem” (see [41]).

(3) *Fuchsian slices.* The relevant isometry groups $\mathcal{G} = \mathcal{G}_\kappa$ are: $\mathcal{G}_0 = ISO^+(2, 1)$ *i.e.* the Poincaré group of affine isometries of the Minkowski space \mathbb{X}_0 that preserve the orientations; $\mathcal{G}_{-1} = PSL(2, \mathbb{R}) \times PSL(2, \mathbb{R})$; $\mathcal{G}_1 = PSL(2, \mathbb{C})$ (see Chapter 2). For every κ , there is a canonical embedding of $PSL(2, \mathbb{R})$ into \mathcal{G}_κ . The subgroup $SO^+(2, 1)$ of *linear* isometries in $ISO^+(2, 1)$ is canonically isomorphic to $PSL(2, \mathbb{R}) \cong \text{Isom}^+(\mathbb{H}^2)$ (by using both the hyperboloid and half-plane

models of the hyperbolic plane). For $\kappa = -1$ this is the *diagonal* embedding, for $\kappa = 1$ we take the *real part* of $PSL(2, \mathbb{C})$. Denote by \mathcal{FR}_g the subset of $\text{Hom}(\pi_1(S), PSL(2, \mathbb{R}))/PSL(2, \mathbb{R})$ of Fuchsian representations. By using the above embeddings, this determines the *Fuchsian slice* of each $\text{Hom}(\pi_1(S), \mathcal{G}_\kappa)/\mathcal{G}_\kappa$. \mathcal{T}_g can be identified with \mathcal{FR}_g . In terms of the parameterizations by $\mathcal{T}_g \times \mathcal{ML}_g$, the Fuchsian slices correspond to the “0-section” of this bundle made by the *static* spacetimes already mentioned in Section 1.6. So, for every κ , any ray in $\mathcal{ML}(F)$ over a given $F \in \mathcal{T}_g$ ($F = \mathbb{H}^2/\Gamma$ for some Fuchsian subgroup Γ) can be considered as a 1-parameter family of *deformations* of the static spacetime associated to F .

(4) *Coincidence of infinitesimal deformations.* Let us denote by \mathfrak{g}_κ the Lie algebra of \mathcal{G}_κ . By using the adjoint representation restricted to the above embedded $PSL(2, \mathbb{R})$, each \mathfrak{g}_κ can be considered as a $PSL(2, \mathbb{R})$ -module. It is a fact that these modules are canonically isomorphic each other. This is immediate for $\kappa = \pm 1$. For $\kappa = 0$, this follows from the canonical linear isometry between $\mathfrak{sl}(2, \mathbb{R})$, endowed with its Killing form, and the Minkowski space $(\mathbb{R}^3, \langle \cdot, \cdot \rangle)$.

For every Fuchsian group Γ as above, the “infinitesimal deformations” of Γ in \mathcal{G}_κ , are parametrized by $H^1(\Gamma, \mathfrak{g}_\kappa)$, through such a $PSL(2, \mathbb{R})$ -module structure. Thus we can say that the infinitesimal deformations of Γ considered as a static spacetime of *arbitrary* constant curvature, as well as a special projective structure on S actually coincide. Mess-Thurston parameterizations represent, in a sense, a full “integration” of such an infinitesimal coincidence.

(5) *Holonomy pregnancy.* Mess’s work for $\kappa = 0$ includes an identification of $\mathcal{T}_g \times \mathcal{ML}_g$ with the subset of $\text{Hom}(\pi_1(S), \mathcal{G}_0)/\mathcal{G}_0$ made by the representations with Fuchsian linear part; for $\kappa = -1$, with the subset $\mathcal{FR}_g \times \mathcal{FR}_g$ of $\text{Hom}(\pi_1(S), \mathcal{G}_{-1})/\mathcal{G}_{-1}$ (via a subtle Lorentzian revisitation of Thurston *earthquake* theory). This means, in particular, that for $\kappa = 0, -1$ the maximal hyperbolic spacetimes with compact Cauchy surface are determined by their holonomy, so that the Witten phase spaces properly contain parameter spaces of these spacetimes. For $\kappa = 1$ (see also [44]) one establishes a direct correspondence between the spacetime parametrization and Thurston’s one for projective structures. These structures are no longer determined by the holonomy. It happens in fact that on a same ray, spacetimes (projective structures) with injective (*quasi-Fuchsian*) developing maps (for small values of the ray parameter), share the holonomy with ones having non-injective and surjective developing maps (for big values of the parameter - see [30]).

(6) *Linear structures on $\mathcal{ML}(F)$.* Recall that \mathcal{T}_g is homeomorphic to the open ball B^{6g-6} and the fiber \mathcal{ML}_g to \mathbb{R}^{6g-6} . So $\mathcal{T}_g \times \mathcal{ML}_g$ looks similar to a honest classical phase space, *i.e.* a cotangent bundle $T^*(\mathcal{T}_g)$, with \mathcal{T}_g as *configuration space*. In fact, the bundle $\mathcal{B} \rightarrow \mathcal{T}_g$ can be endowed with natural vector bundle structures. For example, given $F = \mathbb{H}^2/\Gamma$ as above, one establishes a natural bijection between $\mathcal{ML}(F)$ and $H^1(\Gamma, \mathbb{R}^3)$ (where \mathbb{R}^3 is here the subgroup of translations of $ISO^+(2, 1)$). This gives each fiber of \mathcal{B} a *linear structure* which

induces the usual ray structure. Another way is through complex analysis. The fiber of the complex cotangent bundle $T^*(\mathcal{T}_g)$ over F is identified with the space $\mathcal{QD}(F)$ of holomorphic quadratic differentials on F , considered now as a Riemann surface. On the other hand, there is a natural bijection between $\mathcal{QD}(F)$ and $\mathcal{ML}(F)$ (through horizontal measured foliations of quadratic differentials - see [33] and also Chapter 5).

However, we stress that the topological trivialization mentioned in (1) above is *not* compatible with any such natural vector bundle structures (see also [20]).

In [39], one treats the flat case $\kappa = 0$, for every genus $g \geq 1$, as a Hamiltonian system over \mathcal{T}_g (considered here as a space of Riemann surface structures on S), in such a way that $T^*(\mathcal{T}_g)$ (with its complex vector bundle structure) is the actual phase space of this system (in fact the analytic treatment is clean on the complement of the zero section). In this approach the relevant global time fills each spacetime by the evolution of CMC Cauchy surfaces. Recall that $T^*(\mathcal{T}_g)$ is also the phase space for a family of globally hyperbolic \mathcal{QD} -spacetimes, with space homeomorphic to S (see Section 1.7 above). Moncrief's and \mathcal{QD} theories coincide exactly when $g = 1$.

Keeping the basic idea of Witten approach of dealing with flat connections as fundamental fields, on the base of the above considerations we shall adopt the space of representations

$$\mathrm{Hom}(\pi_1(S), PSL(2, \mathbb{C}))$$

(on which the group $PSL(2, \mathbb{C})$ acts by conjugation) as a reasonable “universal” phase space which would allow us to deal simultaneously with spacetimes of arbitrary constant curvature and projective surfaces (although we know - see point (5) above - that it is weaker than the universal parameter space $\mathcal{T}_g \times \mathcal{ML}_g$). A nice fact is that hyperbolic 3-manifolds furnish a wide natural class of morphisms in the corresponding bordism category.

Hyperbolic bordisms. For the notions of hyperbolic geometry used in this paragraph we shall refer, for instance, to [48, 32, 41].

Recall that a (complete) hyperbolic 3-manifold $Y = \mathbb{H}^3/G$ (where G is a Kleinian group isomorphic to $\pi_1(Y)$) is *topologically tame* if it is homeomorphic to the interior $\mathrm{int} M$ of a compact manifold M . Roughly speaking, each boundary component of M corresponds to an *end* of Y , and by using the holonomy of Y , we get (just to make a definite choice) the bordism $(M, \partial M, \emptyset)$ in the appropriate bordism category.

In general the asymptotic geometry on the ends is a rather subtle stuff. This is much simpler for the important subclass of geometrically finite manifolds. For (at least) this class, the WR-rescaling theory gives a clear 3D gravity meaning to the associated end-interaction.

Recall that Y as above is *geometrically finite* if any ϵ -neighbourhood of its *convex core* $C(M) = C(G)$ is of *finite volume*. For simplicity, we also assume that there is no *accidental parabolic* in G .

Let us assume furthermore that $C(M)$ is *compact*, and that M is not compact. Then:

- The group G does not contain parabolic elements.
- $C(M)$ is a compact manifold with non-empty boundary; Y is homeomorphic to the interior of $C(M)$; for every end $E(S)$ corresponding to a given boundary component S of $C(M)$ there is a unique connected component of $Y \setminus C(M)$ (also denoted $E(S)$), characterized by the fact that $\partial \overline{E}(S) = S$. $E(S)$ is homeomorphic to $S \times (0, +\infty)$. S inherits from Y an intrinsic hyperbolic structure. The asymptotic behavior of (the universal covering of) $E(S)$ at the boundary $S_\infty^2 = \mathbb{P}^1(\mathbb{C})$ of \mathbb{H}^3 , determines a *quasi-Fuchsian* projective structure on S .
- We can apply on each $E(S)$ the WR-rescaling theory developed for $\mathcal{ML}(\mathbb{H}^2)$ -spacetimes. In particular, we can perform a canonical Wick rotation directed by the gradient of the distance function from S in order to convert $E(S)$ in the future domain of dependence of the cosmological time level 1 surface of a suitable maximal globally hyperbolic *flat* spacetime. By canonical rescaling we can convert it in a suitable slab of such a spacetime of constant curvature $\kappa = -1$.

Remark 1.9.1 Notice that the canonical Wick rotation on each end $E(S)$ *cuts off* the initial singularity of the associated ending spacetime. In a $(2+1)$ set up, this is clearly reminiscent of the basic geometric idea underlying the so called Hartle-Hawking *no-singularity proposal* and the related notion of *real tunneling geometries* (see [28, 29]). However, note that, in our situation, generically the surface S is not totally geodesic in Y . This happens exactly when the associated ending spacetime is static, or, equivalently, if we moreover require that the canonical cosmological time is twice differentiable (in fact real analytic) everywhere, or that the initial singularity consists of one point. So these (equivalent) assumptions are not mild at all as they “select” very special configurations.

Including particles. In contrast with the matter-free case, the parameter spaces of globally hyperbolic spacetimes of constant curvature, with compact Cauchy surface, and *coupled with particles* are, as far as we know, not yet well understood (see for instance [13](2)). Moreover, even the reformulation of gravity as a Chern-Simons theory should be not so faithful in this case (see [36]). Nevertheless, by slightly generalizing the above discussion, we can propose a meaningful “phase space” also in this case, and a relative bordism category.

We consider now compact surfaces S as above with a fixed finite non-empty set V of *marked points* on it. Set $S' = S \setminus V$. Then we consider the space of representations

$$\mathrm{Hom}(\pi_1(S'), \mathrm{PSL}(2, \mathbb{C})) .$$

In building the bordism category we have to enhance the set up by including 1-dimensional tangles L , properly embedded in M , such that ∂L consists of the union of distinguished points on the components of ∂M . Set $M' = M \setminus L$, then an additional structure on M is just an element of $\text{Hom}(\pi_1(M'), PSL(2, \mathbb{C}))$. The tangle components mimic the particle world lines.

It is useful to “stratify” $\text{Hom}(\pi_1(S'), PSL(2, \mathbb{C}))$, by specializing the *peripheral representations* on the loops surrounding all distinguished points. For instance we get the “totally parabolic peripheral stratum” by imposing that they are all of *parabolic type*. In a sense, this corresponds to the limit case where all particles have infinite mass. To treat finite masses, we can specialize elliptic peripheral representations, by fixing the cone angles of the local quotient surfaces, and so on. Note that the stratum where these representations are all *trivial* is not really equivalent to the matter-free case, because we keep track of the marked points; in particular we act with a different mapping class group.

Let $Y = \mathbb{H}^3/G$ be again a geometrically finite hyperbolic 3-manifold. Assume now that G contains some parabolic element. Assume also, for simplicity, that G does not contain subgroups isomorphic to $\mathbb{Z} \oplus \mathbb{Z}$, *i.e.* that Y has no *toric cusps*. Then:

- Any boundary component Σ of the convex core $C(Y)$ either is compact or is homeomorphic to some $S' = S \setminus V$ as above. In any case, Σ inherits an intrinsic complete hyperbolic structure of *finite area*. The holonomy of Y at every loops surrounding the punctures of S' is of parabolic type, and every parabolic element of G arises in this way (up to conjugation).

- There are a compact 3-manifold M , with non-empty boundary ∂M , and a properly embedded tangle L made by arcs ($\partial L = L \cap \partial M$) such that Y is homeomorphic to $M \setminus (\partial M \cup L)$. Moreover, there is a natural identification between the boundary component of $M \setminus L$ and the ones of $C(Y)$. Note that M is obtained by adding 2-handles to the boundary of a suitable compact manifold, W say (the co-core of the handles just being the arcs of L). Then Y is homeomorphic to $\text{int } W$. Usually, the so-called *geometric ends* of Y correspond to the connected components of ∂W . On the other hand, we can consider also the “ends” of $Y \cong M \setminus (\partial M \cup L)$, each one homeomorphic to $\Sigma \times \mathbb{R}$, for some boundary component of $C(Y)$. We stipulate here to take these last as ends of Y . Then, the asymptotic behavior of (the universal covering of) an end of Y at the boundary of \mathbb{H}^3 , determines a *quasi-Fuchsian* projective structure on the corresponding surface Σ .

- We can apply on each end of Y the WR-rescaling theory developed for $\mathcal{ML}(\mathbb{H}^2)$ -spacetimes. Note that in this case the involved geodesic laminations have always compact support.

These considerations can be enhanced by allowing also toric cusps, and replacing Y by Y' , obtained by removing from Y the cores of the Margulis tubes of a given *thick-thin* decomposition (for instance, the one canonically associated

to the Margulis constant). In general Y' is no longer complete, and possibly presents further ends, homeomorphic to $(S^1 \times S^1) \times \mathbb{R}$, either corresponding to toric cusps or tubes of the thin part. On these ends the \mathcal{QD} -WR-rescaling sector does apply.

Summarizing, geometrically finite hyperbolic 3-manifolds furnish natural examples of bordism in the pertinent category, and by WR-rescaling we show that they eventually realize geometric *interactions of the ending spacetimes of constant curvature*.

Some realized exact QFT. It has been argued (see for instance [27]) that Turaev-Viro state sum invariants $TV_q(\cdot)$ of compact closed 3-manifolds [51] are partition functions of a QFT pertinent to 3D gravity with *Euclidean signature and positive cosmological constant*. In fact they can be considered as a countable family of *regularizations*, obtained by using the quantum groups $U_q(sl(2, \mathbb{C}))$, of the Ponzano-Regge calculus based on the classical unitary group SU_2 . In fact $TV_q(\cdot) = |W_q(\cdot)|^2$, where $W_q(\cdot)$ denotes the Witten-Reshetikhin-Turaev invariant and a complete topological QFT has been developed that embodies these last partition functions (see [50]).

In the papers [8] a so called *quantum hyperbolic field theory* QHFT was developed by using the bordism category (including particles) that we have depicted above. In fact this is a countable family of exact QFT's, indexed by odd integers $N \geq 1$. The building blocks are the so called *matrix dilogarithms*, which are automorphisms of $\mathbb{C}^N \otimes \mathbb{C}^N$, associated to oriented hyperbolic ideal tetrahedra decorated by their cross-ratio moduli and an additional decoration. They satisfy fundamental *five-term identities* that correspond to all decorated versions of the basic $2 \rightarrow 3$ move on 3-dimensional triangulations. For $N = 1$, it is derived from the classical “commutative” Rogers dilogarithm; for $N > 1$ they are derived from the cyclic representations theory of a Borel quantum subalgebra of $U_\zeta(sl(2, \mathbb{C}))$, where $\zeta = \exp(2i\pi/N)$. As for TV_q , the exact amplitude formulae are of state sum type, supported by manifold decorated triangulations, satisfying non trivial *global constraints*. Very particular cases of partition functions equal Kashaev's invariants of links in the 3-sphere, later identified by Murakami-Murakami as special instances of colored Jones invariants.

Classical invariants and “Volume Conjectures”. A fundamental test of pertinence to 3D gravity of the above exact QFT should consist in recovering, by suitable “asymptotic expansions”, some fundamental classical geometric invariants. One can look in this spirit at the activity about asymptotic expansions of quantum invariants of knots and 3-manifolds (see for instance Chapter 7 of [42] for an account on this matter).

For QHFT, one usually refers to such a kind of questions as “Volumes Conjectures”, adopting in general the name of Kashaev germinal one for hyperbolic knots K in S^3 .

QHFT classical state sums. A nice feature of QHFT is that as partition functions of the classical member of the family ($N = 1$) one computes, in particular,

$$\text{Vol}(\cdot) + i\text{CS}(\cdot)$$

($\text{CS}(\cdot)$ being the Chern-Simons invariant) of both hyperbolic 3-manifolds of finite volume (compact and cusped ones) and of principal flat $PSL(2, \mathbb{C})$ -bundles on compact closed manifolds (see [40]).

Volume rigidity. If W is a compact closed hyperbolic 3-manifold, its volume coincides with the one of its holonomy, and this last is the *unique maximum* point of the volume function defined on $\text{Hom}(\pi_1(W), PSL(2, \mathbb{C}))/PSL(2, \mathbb{C})$ (see [25]). So this “volume rigidity” looks like a geometric realization of the minimal action principle in 3D Euclidean gravity with negative cosmological constant; $\text{Vol}(\cdot) + i\text{CS}(\cdot)$ can be regarded as a natural complexification of that action, very closely to the spirit of [52].

QHFT “Volume Conjectures”. We can find in [8] some instances of “Volume Conjecture” (involving cusp manifolds, hyperbolic Dehn filling and the convergence to cusp manifolds) which, roughly speaking, predict that:

“For $N \rightarrow \infty$, suitable “quantum” partition functions asymptotically recover classical ones”.

These conjectures would be “geometrically well motivated” because both classical and quantum state sums are basically computed on the very same geometric support. As far as we know, all known instances of Volume Conjecture are essentially open.

WR-rescaling and classical tunneling invariants. Let Y be a geometrically finite hyperbolic 3-manifold as above. The finite volume of the convex core $C(Y)$ is a classical basic invariant of Y . Let Y be non-compact, and assume that it is the support of a tunnel from a given set of ingoing ends E_- toward an outgoing set E_+ . The WR-rescaling theory applied on the ends of Y suggests other natural invariants that are sensitive to the tunneling and not only on the geometry of the support 3-manifold: if $E(S) \in E_-$ we can associate to it the volume of the slab of the AdS $\mathcal{ML}(\mathbb{H}^2)$ - ending - spacetime \mathcal{U}^{-1} that supports the Wick rotation; if $E(S) \in E_+$ we do the same by replacing \mathcal{U}^{-1} with $(\mathcal{U}^{-1})^*$. Recall that the T -symmetry holds because we are dealing with measured geodesic laminations with compact support. In fact these slabs are of finite volume, and volume formulas are derived at the end of Section 4.8.

Chapter 2

Geometry models

In this work we will be mainly concerned with constant curvature $(2 + 1)$ -spacetimes. For any choice of $\kappa \in \{-1, 0, 1\}$ we will present an *isotropic model*, that is a Lorentzian manifold \mathbb{X}_κ of constant curvature equal to κ , such that the isometry group acts transitively on it and the stabilizer of a point is the group $O(2, 1)$. An interesting property of an isotropic manifold \mathbb{X} is that every isometry between two open sets of \mathbb{X} extends to an isometry of the whole \mathbb{X} .

Every spacetime M of constant curvature equal to κ is locally isometric with such a \mathbb{X}_κ , and the property just recalled implies that M is equipped with a maximal atlas that makes it a $(\mathbb{X}_\kappa, \text{Isom}^+(\mathbb{X}_\kappa))$ -manifold, according to the notion introduced in Section 1.1. Hence we can consider a compatible pair (D, h) of developing map and holonomy representations of the constant curvature spacetime M . The data (D, h) determine the isometry class of M .

In the Riemannian case, we will deal mostly with *hyperbolic geometry* ($\kappa = -1$). We refer, for instance, to [48, 14, 47], and we assume that the reader is familiar with the usual concrete models of the hyperbolic plane \mathbb{H}^2 and space \mathbb{H}^3 . We just note that the *hyperboloid* model of \mathbb{H}^n , embedded as a spacelike hypersurface in the Minkowski space \mathbb{M}^{n+1} , establishes an immediate relationship with Lorentzian geometry. The restriction to \mathbb{H}^n of the natural projection of $\mathbb{M}^{n+1} \setminus \{0\}$ onto the projective space, gives the *projective* model of \mathbb{H}^n . On the other hand, the *Poincaré disk (or half-space)* model of \mathbb{H}^3 concretely shows its natural boundary at infinity $S^2 = \mathbb{CP}^1$, and the identification of the isometry group $\text{Isom}^+(\mathbb{H}^3)$ with the group $PSL(2, \mathbb{C})$ of projective transformations of the Riemann sphere (\mathbb{H}^3 is oriented in such a way that the boundary orientation coincides with the complex one).

We are going to treat more diffusely the Lorentzian models. At the end of the Chapter we will also discuss complex projective structures on surfaces.

2.1 Minkowski space

We denote by \mathbb{X}_0 the 3-dimensional Minkowski space \mathbb{M}^3 , that is \mathbb{R}^3 endowed with the flat Lorentzian metric

$$h_0 = -dx_0^2 + dx_1^2 + dx_2^2 .$$

Geodesics are straight lines and totally geodesic planes are affine planes.

The orthonormal frame

$$\frac{\partial}{\partial x_0}, \frac{\partial}{\partial x_1}, \frac{\partial}{\partial x_2}$$

gives rise to an identification of every tangent space $T_x \mathbb{X}_0$ with \mathbb{R}^3 provided with the Minkowskian form

$$\langle v, w \rangle = -v_0 w_0 + v_1 w_1 + v_2 w_2 .$$

This (ordered) framing also determines an orientation of \mathbb{X}_0 and a time-orientation, by postulating that $\frac{\partial}{\partial x_0}$ is a future timelike vector. The isometries of \mathbb{X}_0 coincide with the affine transformations of \mathbb{R}^3 with linear part preserving the Minkowskian form. The group $ISO^+(\mathbb{X}_0)$ of the isometries that preserve both the orientation of \mathbb{X}_0 and the time orientation, coincides with $\mathbb{R}^3 \rtimes SO^+(2, 1)$, where $SO^+(2, 1)$ denotes the group of corresponding linear parts.

There is a standard isometric embedding of \mathbb{H}^2 into \mathbb{X}_0 which identifies the hyperbolic plane with the set of future directed unitary timelike vectors, that is

$$\mathbb{H}^2 = \{v \in \mathbb{R}^3 \mid \langle v, v \rangle = -1 \text{ and } v_0 > 0\}.$$

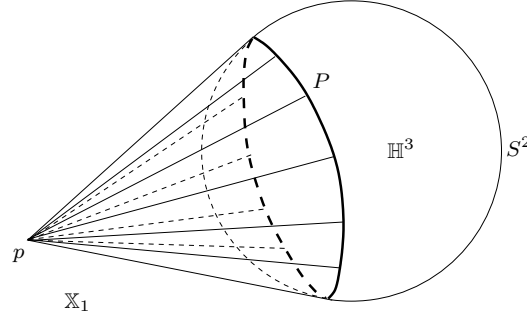
Clearly $SO^+(2, 1)$ acts by isometries on \mathbb{H}^2 , and it is not hard to show that this action is faithful and induces an isomorphism between $SO^+(2, 1)$ and the whole group of orientation preserving isometries of \mathbb{H}^2 . Many of the above facts extend straightforwardly to Minkowski spaces \mathbb{M}^n of arbitrary dimension.

2.2 De Sitter space

Let us consider the 4-dimensional Minkowski spacetime $(\mathbb{M}^4, \langle \cdot, \cdot \rangle)$ and set

$$\hat{\mathbb{X}}_1 = \{v \in \mathbb{R}^4 \mid \langle v, v \rangle = 1\} .$$

It is not hard to show that $\hat{\mathbb{X}}_1$ is a Lorentzian sub-manifold of constant curvature 1. Moreover the group $O(3, 1)$ acts on it by isometries. This action is transitive and the stabilizer of a point is $O(2, 1)$. It follows that $\hat{\mathbb{X}}_1$ is an isotropic Lorentzian spacetime and $O(3, 1)$ coincides with the full isometry group of $\hat{\mathbb{X}}_1$.


 Figure 2.1: The plane in \mathbb{H}^3 dual to a point $p \in \mathbb{X}_1$.

Notice that $\hat{\mathbb{X}}_1$ is orientable and time-orientable. In particular $\text{SO}^+(3, 1)$ is the group of time-orientation and orientation preserving isometries whereas $\text{SO}(3, 1)$ (resp. $\text{O}^+(3, 1)$) is the group of orientation (resp. time-orientation) preserving isometries.

The projection of $\hat{\mathbb{X}}_1$ into the projective space \mathbb{P}^3 is a local embedding onto an open set that is the exterior of the Klein model of \mathbb{H}^3 in \mathbb{P}^3 (that is a regular neighbourhood of \mathbb{P}^2 in \mathbb{P}^3). We denote this set by \mathbb{X}_1 . Now the projection $\pi : \hat{\mathbb{X}}_1 \rightarrow \mathbb{X}_1$ is a 2-fold covering and the automorphism group is $\{\pm Id\}$. Thus the metric on $\hat{\mathbb{X}}_1$ can be pushed forward to \mathbb{X}_1 . In what follows we consider always \mathbb{X}_1 endowed with such a metric and we call it the *Klein model of de Sitter spacetimes*. Notice that it is an oriented spacetime (indeed it carries the orientation induced by \mathbb{P}^3) but it is not time-oriented (automorphisms of the covering $\hat{\mathbb{X}}_1 \rightarrow \mathbb{X}_1$ are not time-orientation preserving).

Since the automorphism group $\{\pm Id\}$ is the center of the isometry group of $\text{O}(3, 1)$ it is not hard to see that \mathbb{X}_1 is an isotropic Lorentz spacetime. The isometry group of \mathbb{X}_1 is $\text{O}(3, 1)/\pm Id$. Thus the projection $\text{O}^+(3, 1) \rightarrow \text{Isom}(\mathbb{X}_1)$ is an isomorphism.

We give another description of \mathbb{X}_1 . Given a point $v \in \mathbb{X}_1$, notice that v^\perp cuts \mathbb{H}^3 along a totally geodesic plane $P_+(v)$. In fact we can consider on $P_+(v)$ the orientation induced by the half-space $U(v) = \{x \in \mathbb{H}^3 \mid \langle x, v \rangle \leq 0\}$. In this way $\hat{\mathbb{X}}_1$ parameterizes the oriented totally geodesic planes of \mathbb{H}^3 . If we consider the involution given by changing the orientation on the set of the oriented totally geodesic planes of \mathbb{H}^3 , then the corresponding involution on $\hat{\mathbb{X}}_1$ is simply $v \mapsto -v$. In particular, \mathbb{X}_1 parameterizes the set of (un-oriented) hyperbolic planes of \mathbb{H}^3 . For $v \in \mathbb{X}_1$ we denote by $P(v)$ the plane corresponding to v . For $\gamma \in \text{O}^+(3, 1)$ we have

$$P(\gamma x) = \gamma(P(x))$$

(notice that $\text{O}^+(3, 1)$ is the isometry group of both \mathbb{X}_1 and \mathbb{H}^3).

Just as for \mathbb{H}^3 , the geodesics in $\hat{\mathbb{X}}_1$ are obtained by intersecting $\hat{\mathbb{X}}_1$ with linear 2-spaces. Thus geodesics in \mathbb{X}_1 are projective segments. It follows that, given two points $p, q \in \mathbb{X}_1$, there exists a unique complete geodesic passing through them.

A geodesic line in $\hat{\mathbb{X}}_1$ is spacelike (resp. null, timelike) if and only if it is the intersection of $\hat{\mathbb{X}}_1$ with a spacelike (resp. null, timelike) plane. For $x \in \hat{\mathbb{X}}_1$ and a vector v tangent to $\hat{\mathbb{X}}_1$ at x we have

$$\begin{aligned} \text{if } \langle v, v \rangle &= 1 & \exp_x(tv) &= \cos t x + \sin t v \\ \text{if } \langle v, v \rangle &= 0 & \exp_x(tv) &= x + tv \\ \text{if } \langle v, v \rangle &= -1 & \exp_x(tv) &= \text{ch } t x + \text{sh } t v. \end{aligned}$$

This implies that a complete geodesic line in \mathbb{X}_1 is spacelike (resp. null, timelike) if it is a complete projective line contained in \mathbb{X}_1 (resp. it is a projective line tangent to \mathbb{H}^3 , it is a projective segment with both the end-points in $\partial\mathbb{H}^3$). Spacelike geodesics have finite length equal to π . Timelike geodesics have infinite Lorentzian length.

Take a point $x \in \mathbb{H}^3$ and a unit vector $v \in T_x\mathbb{H}^3 = x^\perp$. Clearly we have $v \in \hat{\mathbb{X}}_1$ and $x \in T_v\hat{\mathbb{X}}_1$. Notice that the projective line joining $[x]$ and $[v]$ in \mathbb{P}^3 intersects both \mathbb{H}^3 and \mathbb{X}_1 in complete geodesic lines c and c^* . They are parametrized in the following way

$$\begin{aligned} c(t) &= [\text{ch } t x + \text{sh } t v] , \\ c^*(t) &= [\text{ch } t v + \text{sh } t x] . \end{aligned}$$

We say that c^* is the geodesic dual to c . They have the same end-points on S^2 that are $[x + v]$ and $[x - v]$. Moreover if c' is the geodesic ray starting from x with speed v the dual geodesic ray $(c')^*$ is the geodesic ray on c^* starting at v with the same limit point on S^2 as c' .

2.3 Anti de Sitter space

As for the other cases, we will recall some general features of the AdS local model that we will use later. In particular, both spacetime and time orientation will play a subtle rôle, so it is important to specify them carefully.

Let $M_2(\mathbb{R})$ be the space of 2×2 matrices with real coefficients endowed with the scalar product η induced by the quadratic form

$$q(A) = -\det A .$$

The signature of η is $(2, 2)$.

The group

$$\text{SL}(2, \mathbb{R}) = \{A | q(A) = -1\}$$

is a Lorentzian sub-manifold of $M_2(\mathbb{R})$, that is the restriction of η on it has signature $(2, 1)$. Given $A, B \in \mathrm{SL}(2, \mathbb{R})$, we have that

$$q(AXB) = q(X) \quad \text{for } X \in M_2(\mathbb{R})$$

Thus, the left action of $\mathrm{SL}(2, \mathbb{R}) \times \mathrm{SL}(2, \mathbb{R})$ on $M_2(\mathbb{R})$ given by

$$(A, B) \cdot X = AXB^{-1} \tag{2.1}$$

preserves η . In particular, the restriction of η on $\mathrm{SL}(2, \mathbb{R})$ is a bi-invariant Lorentzian metric, that actually coincides with its Killing form. Notice that for $X, Y \in \mathfrak{sl}(2, \mathbb{R})$ we have the usual formula

$$\mathrm{tr}XY = 2\eta(X, Y) .$$

We denote by $\hat{\mathbb{X}}_{-1}$ the pair $(\mathrm{SL}(2, \mathbb{R}), \eta)$. Clearly $\hat{\mathbb{X}}_{-1}$ is an orientable and time-orientable spacetime. Hence, the above rule (2.1) specifies a transitive isometric action of $\mathrm{SL}(2, \mathbb{R}) \times \mathrm{SL}(2, \mathbb{R})$ on $\hat{\mathbb{X}}_{-1}$.

The stabilizer of $Id \in \hat{\mathbb{X}}_{-1}$ is the diagonal group $\Delta \cong \mathrm{SL}(2, \mathbb{R})$. It is not difficult to show that the differential of isometries corresponding to elements in Δ produces a surjective representation

$$\Delta \rightarrow \mathrm{SO}^+(\mathfrak{sl}(2, \mathbb{R}), \eta_{Id}) .$$

It follows that $\hat{\mathbb{X}}_{-1}$ is an isotropic Lorentzian spacetime and the isometric action on $\hat{\mathbb{X}}_{-1}$ induces a surjective representation

$$\hat{\Phi} : \mathrm{SL}(2, \mathbb{R}) \times \mathrm{SL}(2, \mathbb{R}) \rightarrow \mathrm{Isom}_0(\hat{\mathbb{X}}_{-1}) .$$

Since $\ker \hat{\Phi} = (-Id, -Id)$, we obtain

$$\mathrm{Isom}_0(\hat{\mathbb{X}}_{-1}) \cong \mathrm{SL}(2, \mathbb{R}) \times \mathrm{SL}(2, \mathbb{R}) / (-Id, -Id) .$$

The center of $\mathrm{Isom}_0(\hat{\mathbb{X}}_{-1})$ is generated by $[Id, -Id] = [-Id, Id]$. Hence, η induces on the quotient

$$PSL(2, \mathbb{R}) = \mathrm{SL}(2, \mathbb{R}) / \pm Id$$

an isotropic Lorentzian structure. We denote by \mathbb{X}_{-1} such a spacetime and call it the *Klein model* of Anti de Sitter spacetime. Notice that left and right translations are isometries and the above remark implies that the induced representation

$$\Phi : PSL(2, \mathbb{R}) \times PSL(2, \mathbb{R}) \rightarrow \mathrm{Isom}_0(\mathbb{X}_{-1})$$

is an isomorphism.

The boundary of \mathbb{X}_{-1} Consider the topological closure $\overline{PSL(2, \mathbb{R})}$ of $PSL(2, \mathbb{R})$ in $\mathbb{P}^3 = \mathbb{P}(M_2(\mathbb{R}))$. Its boundary is the quotient of the set

$$\{X \in M_2(\mathbb{R}) - \{0\} | q(X) = 0\}$$

that is the set of rank 1 matrices. In particular, $\partial PSL(2, \mathbb{R})$ is the image of the *Segre embedding*

$$\mathbb{P}^1 \times \mathbb{P}^1 \ni ([v], [w]) \mapsto [v \otimes w] \in \mathbb{P}^3.$$

Thus $\partial PSL(2, \mathbb{R})$ is a torus in \mathbb{P}^3 and divides it in two solid tori. In particular, $PSL(2, \mathbb{R})$ is topologically a solid torus.

The action of $PSL(2, \mathbb{R}) \times PSL(2, \mathbb{R})$ extends on the whole of $\overline{\mathbb{X}}_{-1}$. Moreover, the action on $\mathbb{P}^1 \times \mathbb{P}^1$ induced by Segre embedding is simply

$$(A, B)(v, w) = (Av, B^*w)$$

where we have set $B^* = (B^{-1})^T$ and considered the natural action of $PSL(2, \mathbb{R})$ on $\mathbb{P}^1 = \partial \mathbb{H}^2$. If E denote the rotation by $\pi/2$ of \mathbb{R}^2 , it is not hard to show that

$$EAE^{-1} = (A^{-1})^T$$

for $A \in PSL(2, \mathbb{R})$.

It is convenient to consider the following modification of Segre embedding

$$S : \mathbb{P}^1 \times \mathbb{P}^1 \ni ([v], [w]) \mapsto [v \otimes (Ew)] \in \mathbb{P}^3$$

With respect to such a new embedding, the action of $PSL(2, \mathbb{R}) \times PSL(2, \mathbb{R})$ on $\partial \mathbb{X}_{-1}$ is simply

$$(A, B)(x, y) = (Ax, By).$$

In what follows, we will consider the identification of the boundary of \mathbb{X}_{-1} with $\mathbb{P}^1 \times \mathbb{P}^1$ given by S .

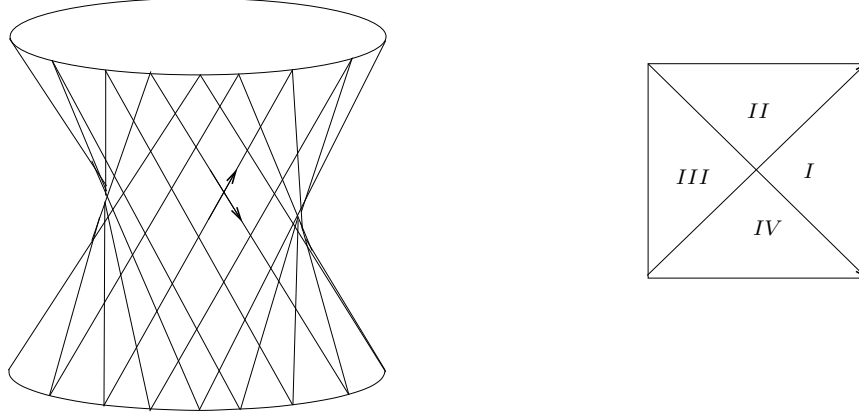
The product structure on $\partial \mathbb{X}_{-1}$ given by S is preserved by the isometries of \mathbb{X}_{-1} . This allows us to define a *conformal Lorentzian structure* (i.e. a *causal structure*) on $\partial \mathbb{X}_{-1}$. More precisely, we can define two foliations on $\partial \mathbb{X}_{-1}$. The left foliation is simply the image of the foliation with leaves

$$l_{[w]} = \{([x], [w]) | [x] \in \mathbb{P}^1\}$$

and a leaf of the right foliation is the image of

$$r_{[v]} = \{([v], [y]) | [y] \in \mathbb{P}^1\}.$$

Notice that left and right leaves are projective lines in \mathbb{P}^3 . Exactly one left and one right leaves pass through any given point. On the other hand, given right


 Figure 2.2: The product structure on $\partial\mathbb{X}_{-1}$.

leaf and left leaf meet each other at one point. Left translations preserve leaves of left foliation, whereas right translations preserve leaves of right foliation.

If we orient \mathbb{P}^1 as boundary of \mathbb{H}^2 , we have that leaves of right and left foliations are oriented. Thus if we take a point $p \in \partial\mathbb{X}_{-1}$, the tangent space $T_p\partial\mathbb{X}_{-1}$ is divided by the tangent vector of the foliations in four quadrants. By using orientation of leaves we can enumerate quadrants in the usual way. Thus we can consider the $1 + 1$ cone at p given by choosing the second and fourth quadrants. We make this choice because in this way the causal structure on $\partial\mathbb{X}_{-1}$ is the “limit” of the causal structure on \mathbb{X}_{-1} in the following sense.

Suppose A_n to be a sequence in \mathbb{X}_{-1} converging to $A \in \partial\mathbb{X}_{-1}$, and suppose $X_n \in T_{A_n}\mathbb{X}_{-1}$ to be a sequence of timelike vectors converging to $X \in T_A\partial\mathbb{X}_{-1}$, then X is non-spacelike with respect to the causal structure of the boundary.

Notice that oriented left (resp. right) leaves are homologous non-trivial simple cycles on $\partial\mathbb{X}_{-1}$, so they determines non-trivial elements of $H^1(\partial\mathbb{X}_{-1})$ that we denote by c_L and c_R .

Geodesic lines and planes Geodesics in \mathbb{X}_{-1} are obtained intersecting projective lines with \mathbb{X}_{-1} .

A geodesic is timelike if it is a projective line entirely contained in \mathbb{X}_{-1} ; its Lorentzian length is π . In this case it is a non-trivial loop in \mathbb{X}_{-1} (a core). Take $x \in \mathbb{X}_{-1}$ and $v \in T_x\mathbb{X}_{-1}$ a unit timelike vector. If \hat{x} is a pre-image of x in $\hat{\mathbb{X}}_{-1}$ and $\hat{v} \in T_{\hat{x}}\hat{\mathbb{X}}_{-1}$ is a pre-image of v , then we have

$$\exp_x tv = [\cos t \hat{x} + \sin t \hat{v}].$$

A geodesic is null if it is contained in a projective line tangent to $\partial\mathbb{X}_{-1}$. Given $x \in \mathbb{X}_{-1}$, and a null vector $v \in T_x\mathbb{X}_{-1}$, if we take \hat{x} and \hat{v} as above we have

$$\exp_x tv = [\hat{x} + t\hat{v}].$$

Finally, a geodesic is spacelike if it is contained in a projective line meeting $\partial\mathbb{X}_{-1}$ at two points; its length is infinite. Given $x \in \mathbb{X}_{-1}$ and a unit spacelike vector v at x , fixed \hat{x} and \hat{v} as above, we have

$$\exp_x tv = [\operatorname{ch} t \hat{x} + \operatorname{sh} t \hat{v}].$$

Geodesics passing through the identity are 1-parameter subgroups. Elliptic subgroups correspond to timelike geodesics, parabolic subgroups correspond to null geodesics and hyperbolic subgroups are spacelike geodesics.

Totally geodesic planes are obtained intersecting projective planes with \mathbb{X}_{-1} .

If W is a subspace of dimension 3 of $M_2(\mathbb{R})$ and the restriction of η on it has signature (m_+, m_-) , then the projection P of W in \mathbb{P}^3 intersects $PSL(2, \mathbb{R})$ if and only if $m_- > 0$. In this case the signature of $P \cap \mathbb{X}_{-1}$ is $(m_+, m_- - 1)$. Since η restricted to P is a flat metric we obtain that

1. If $P \cap \mathbb{X}_{-1}$ is a Riemannian plane, then it is isometric to \mathbb{H}^2 .
2. If $P \cap \mathbb{X}_{-1}$ is a Lorentzian plane, then it is a Moebius band carrying a de Sitter metric.
3. If $P \cap \mathbb{X}_{-1}$ is a null plane, then P is tangent to $\partial\mathbb{X}_{-1}$.

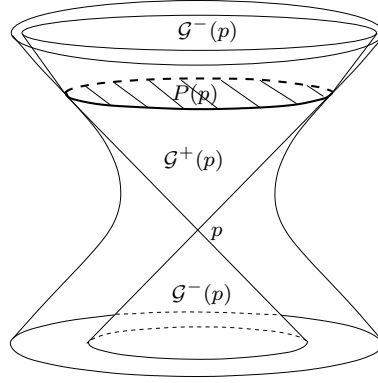
In particular, since every spacelike plane cuts every timelike geodesics at one point, we obtain that spacelike planes are compression disks of \mathbb{X}_{-1} . The boundary of a spacelike plane is a spacelike curve in $\partial\mathbb{X}_{-1}$ and it is homologous to $c_L + c_R$.

Every Lorentzian plane is a Moebius band. Its boundary is homologous to $c_L - c_R$.

Every null plane is a pinched band. Its boundary is the union of one right and one left leaf.

Duality in \mathbb{X}_{-1} The form η induces a duality in \mathbb{P}^3 between points and planes, and between projective lines. Since the isometries of \mathbb{X}_{-1} are induced by linear maps of $M_2(\mathbb{R})$ preserving η , this duality is preserved by isometries of \mathbb{X}_{-1} .

If we take a point in \mathbb{X}_{-1} its dual projective plane defines a Riemannian plane in \mathbb{X}_{-1} and, conversely, Riemannian planes are contained in projective planes dual to points in \mathbb{X}_{-1} . Thus a bijective correspondence between points and Riemannian planes exists. Given a point $x \in \mathbb{X}_{-1}$, we denote by $P(x)$ its dual plane and, conversely, if P is a Riemannian plane, then $x(P)$ denote its dual point. If we take a point $x \in \mathbb{X}_{-1}$ and a timelike geodesic c starting at x and parametrized in Lorentzian arc-length we have that $c(\pi/2) \in P(x)$. Moreover, this intersection is orthogonal. Conversely, given a point y in $P(x)$, there exists a unique timelike


 Figure 2.3: The dual plane of a point $p \in \mathbb{X}_{-1}$.

geodesic passing through x and y and such a geodesic is orthogonal to $P(x)$. By using this characterization, we can see that the plane $P(Id)$ consists of those elliptic transformations of \mathbb{H}^2 that are the rotation by π at their fixed points. In this case an isometry between $P(Id)$ and \mathbb{H}^2 is simply obtained by associating to every $x \in P(Id)$ its fixed point in \mathbb{H}^2 . Moreover, such a map

$$I : P(Id) \rightarrow \mathbb{H}^2$$

is natural in the following sense. The isometry group of $P(Id)$ is the stabilizer of the identity, that we have seen to be the diagonal group $\Delta \subset PSL(2, \mathbb{R}) \times PSL(2, \mathbb{R})$. Then we have

$$I \circ (\gamma, \gamma) = \gamma \circ I.$$

The boundary of $P(Id)$ is the diagonal subset of $\partial\mathbb{X}_{-1} = \mathbb{P}^1 \times \mathbb{P}^1$ that is

$$\partial P(Id) = \{(x, x) \in \partial\mathbb{X}_{-1} | x \in \mathbb{P}^1\}.$$

The map I extends to $\overline{P(Id)}$, by sending the point $(x, x) \in \partial P(Id)$ on $x \in \mathbb{P}^1 = \partial\mathbb{H}^3$.

The dual point of a null plane P is a point $x(P)$ on the boundary $\partial\mathbb{X}_{-1}$. It is the intersection point of the left and right leaves contained in the boundary of that plane. Moreover, the plane is foliated by null-geodesics tangent to $\partial\mathbb{X}_{-1}$ at $x(P)$. Conversely, every point in the boundary is dual to the null-plane tangent to $\partial\mathbb{X}_{-1}$ at x .

Finally the dual line of a spacelike line l is a spacelike line l^* . Actually l^* is the intersection of all $P(x)$ for $x \in l$. l^* can be obtained by taking the intersection of null planes dual to the end-points of l . In particular, if x_- and x_+ are the end-points of l , then the end-points of l^* are obtained by intersecting the left leaf

through x_- with the right leaf through x_+ , and the right leaf through x_- with the left leaf through x_+ , respectively.

There is a simple interpretation of the dual spacelike geodesic for a hyperbolic 1-parameter subgroup l . In this case l^* is contained in $P(Id)$ and is the inverse image through I of the axis fixed by l in \mathbb{H}^2 . Conversely, geodesics in $P(Id)$ correspond to hyperbolic 1-parameter subgroups.

Orientation and time-orientation of \mathbb{X}_{-1} In order to define a time-orientation it is enough to define a time orientation at Id . This is equivalent to fix an orientation on the elliptic 1-parameters subgroups. We know that such a subgroup Γ is the stabilizer of a point $p \in \mathbb{H}^2$. Then we stipulate that an infinitesimal generator X of Γ is future directed if it is a positive infinitesimal rotation around p .

A spacelike surface in a oriented and time-oriented spacetime is oriented by means of the rule: *first the normal future-directed vector field*. So, we choose the orientation on \mathbb{X}_{-1} that induces the orientation on $P(Id)$ that makes I an orientation-preserving isometry.

Clearly, orientation and time-orientation on \mathbb{X}_{-1} induce orientation and a time-orientation on the boundary. Choose a future-directed unit timelike vector $X_0 \in T_{Id}\mathbb{X}_{-1}$ and consider the 1-parameter group of isometries of \mathbb{X}_{-1} given by

$$u_t = (\exp(tX_0), 1)$$

The corresponding Killing vector field is the right-invariant field $X(A) = X_0A$. In particular it is future-directed. Such a field extends on $\overline{\mathbb{X}}_{-1}$. Moreover, since for every $x, y \in \mathbb{P}^1$ we have

$$u_t S(x, y) = S(\exp(tX_0)x, y)$$

we see that on $\partial\mathbb{X}_{-1}$ the vector field X is a positive generator of the left foliation (positive with respect to the identification of left leaves with \mathbb{P}^1 given by S). So, a positive generator of the left foliation is *future-oriented*.

An analogous computation shows that a positive generator of the right foliation is *past oriented*.

Let e_L and e_R be respectively positive generators of the left and right foliations on $\partial\mathbb{X}_{-1}$. It is not hard to see that the positive generator of $\partial P(Id)$ (positive with respect to the orientation induced by $P(Id)$) is a positive combination of e_L and e_R . It easily follows that a positive basis of $T\partial\mathbb{X}_{-1}$ is given by (e_R, e_L) .

2.4 Complex projective structures on surfaces

A complex projective structure on a oriented connected surface S is a $(S^2, PSL(2, \mathbb{C}))$ -structure (see Section 1.1) (respecting the orientation).

We will widely refer to a parameterization of complex projective structures given in [34]. That work is a generalization (even in higher dimension) of a previous classification due to Thurston when the surface is assumed to be compact. Another very similar treatment can be found in [4].

In this section we will recall the main constructions of [34], but we will omit any proof, referring to that work.

Let us take a projective structure on a surface S and consider a developing map

$$D : \tilde{S} \rightarrow S^2.$$

Pulling back the standard metric of S^2 on \tilde{S} is not a well-defined operation, as it depends on the choice of the developing map. Nevertheless, by the compactness of S^2 , the completion \hat{S} of \tilde{S} with respect to such a metric is well-defined. By looking at \hat{S} we can focus on 3 cases that lead to very different descriptions:

- 1) \tilde{S} is complete: in this case D is a homeomorphism so that S is S^2 (with the standard structure). In this case we say that S is of *elliptic* type.
- 2) $\hat{S} \setminus \tilde{S}$ consists only of one point: in this case \tilde{S} is projectively equivalent to \mathbb{R}^2 and the holonomy action preserves the standard Euclidean metric (in particular S is equipped with a Euclidean structure). In this case we say that S is of *parabolic* type.
- 3) $\hat{S} \setminus \tilde{S}$ contains at least 2 points: in this case we say that S is of *hyperbolic* type.

Clearly, the most interesting case is the third one (for instance, it includes the case when $\pi_1(S)$ is not Abelian). In this case, by following a Thurston idea, Kulkarni and Pinkall constructed a canonical stratification of \tilde{S} . Let us quickly explain their procedure.

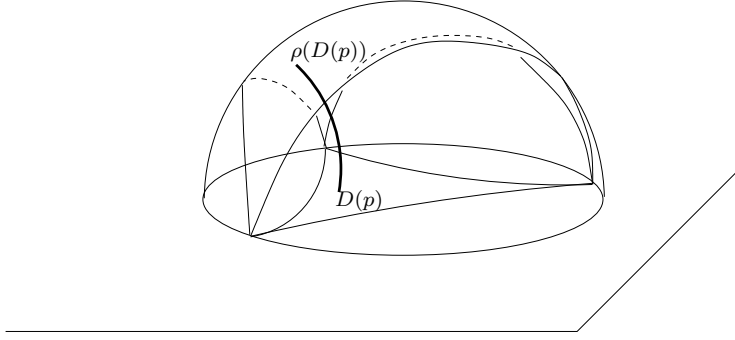
A *disk* in \tilde{S} is a set Δ such that $D|_{\Delta}$ is injective and the image of Δ is a round disk in S^2 (this notion is well defined because maps in $PSL(2, \mathbb{C})$ send round disks onto round disks). Given a *maximal* disk Δ (with respect to the inclusion), we can consider its closure $\overline{\Delta}$ in \hat{S} .

$\overline{\Delta}$ is sent by D to the closed disk $\overline{D(\Delta)}$. In particular if g_{Δ} denotes the pull-back on Δ of the standard *hyperbolic* metric on $D(\Delta)$, we can regard the boundary of Δ in \hat{S} as its ideal boundary.

Since Δ is supposed to be maximal it is not hard to see that $\overline{\Delta}$ is not contained in \tilde{S} . So, if Λ_{Δ} denotes the set of points in $\overline{\Delta} \setminus \tilde{S}$, let $\hat{\Delta}$ be the convex hull in (Δ, g_{Δ}) of Λ_{Δ} (by maximality Λ_{Δ} contains at least two points).

Proposition 2.4.1 [34] *For every point $p \in \tilde{S}$ there exists a unique maximal disk Δ containing p such that $p \in \hat{\Delta}$.*

So, $\{\hat{\Delta} | \Delta \text{ is a maximal disk}\}$ is a partition of \tilde{S} . We call it the *canonical stratification* of \tilde{S} . Clearly the stratification is invariant under the action of $\pi_1(S)$.


 Figure 2.4: The construction of the H -hull.

Let g be the Riemannian metric on \tilde{S} that coincides at p with the metric g_Δ , where Δ is the maximal disk such that $p \in \hat{\Delta}$. It is a conformal metric, in the sense that it makes D a conformal map. It is $C^{1,1}$ and is invariant by the action of $\pi_1(S)$. So, it induces a metric on S . We call it the *Thurston metric* on \tilde{S} .

By means of the canonical stratification, we are going to construct a hyperbolic structure on $S \times (0, +\infty)$. In particular, we construct an h -equivariant local homeomorphism

$$dev : \tilde{S} \times (0, +\infty) \rightarrow \mathbb{H}^3$$

(where h is the holonomy of \tilde{S}). For $p \in \tilde{S}$ let $\Delta(p)$ denote the maximal disk such that $p \in \hat{\Delta}(p)$. The boundary of $D(\Delta(p))$ can be regarded as the boundary of a plane $P(p)$ of \mathbb{H}^3 . Denote by $\rho : \overline{\mathbb{H}^3} \rightarrow P$ the nearest point retraction. Then $dev(p, \cdot)$ parameterizes in arc-length the geodesic ray of \mathbb{H}^3 with end-points $\rho(D(p)) \in P$ and $D(p)$ (see Fig. 2.4).

Proposition 2.4.2 [34] *dev is a $C^{1,1}$ developing map for a hyperbolic structure on $S \times (0, 1)$. Moreover it extends to a map*

$$\overline{dev} : \tilde{S} \times (0, +\infty] \rightarrow \overline{\mathbb{H}^3}$$

such that $dev|_{\tilde{S} \times \{0\}}$ is a developing map for the complex projective structure on S .

We call such a hyperbolic structure the H -hull of S and denote it by $H(S)$. Now $H(\tilde{S})$ is never a complete hyperbolic manifold. If $\overline{H(\tilde{S})}$ is the completion of $H(\tilde{S})$ let us set $P(\tilde{S}) = \overline{H(\tilde{S})} \setminus H(\tilde{S})$. Now, $P(\tilde{S})$ takes a well-defined distance, induced by the distance of \mathbb{H}^3 through the developing map. In [34] it is shown that $P(\tilde{S})$ is isometric to a straight convex set of \mathbb{H}^2 . Moreover the developing map (regarding P as boundary of $H(\tilde{S})$)

$$dev : P(\tilde{S}) \rightarrow \mathbb{H}^3$$

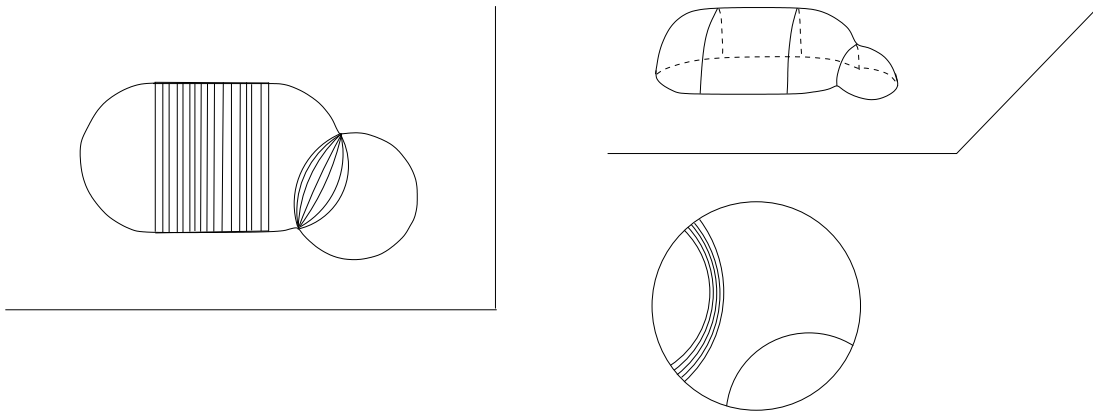


Figure 2.5: The H -hull and the canonical stratification associated to a simply connected domain of \mathbb{C} .

is the bending of $P(\tilde{S})$ along a measured geodesic lamination $\lambda(\tilde{S})$ on it (see Chapter 6 for the rigorous definition of measured geodesic lamination on a straight convex set).

Theorem 2.4.3 [34] *The correspondence*

$$\tilde{S} \mapsto (P(\tilde{S}), \lambda(\tilde{S}))$$

induces a bijection among the Moebius-equivalence classes of simply connected Moebius manifolds of hyperbolic type and the set of measured geodesic laminations on straight convex sets (up to $PSL(2, \mathbb{R})$ -action).

Remark 2.4.4 When the developing map is an embedding $\tilde{S} \rightarrow S^2$ and the boundary of \tilde{S} in S^2 is a Jordan curve, we can give a simpler description of Kulkarni-Pinkall constructions. In this case, we can consider the convex hull K of $\partial\tilde{S}$ in \mathbb{H}^3 (see Fig. 2.5). Then,

1. $H(\tilde{S})$ is the component of $\mathbb{H}^3 - K$ that is close to \tilde{S} .
2. $P(\tilde{S})$ is the component of ∂K facing towards \tilde{S} .
3. The canonical stratification of \tilde{S} is obtained by taking the inverse images of the faces of $P(\tilde{S})$ through the nearest point retraction.
4. The lamination associated to \tilde{S} is obtained by depleting $P(\tilde{S})$.

If we take a surface S with non-Abelian fundamental group we have seen that projective structures of S are of hyperbolic type. Moreover the pleated set $P(\tilde{S})$ is not a geodesic (*i.e.*, the interior of $P(\tilde{S})$ is non-empty). By looking at the

construction of the H -hull and of $P(\tilde{S})$ we can see that there exists a natural retraction

$$\rho : \overline{H(\tilde{S})} \rightarrow P(\tilde{S}).$$

In particular we get that $\pi_1(S)$ acts free and properly discontinuously on the interior of $P(\tilde{S})$, and the quotient $P(\tilde{S})/\pi_1(S)$ is homeomorphic to S .

Corollary 2.4.5 *Let S be a surface with non-Abelian fundamental group. For a projective structure F on S denote by h_F the hyperbolic holonomy of $P(F)$ and by $\lambda_F = (P(\tilde{F}), \mathcal{L}_F, \mu_F)$ the measured geodesic lamination associated to the universal covering space. Then the map*

$$F \mapsto [h_F, \lambda_F]$$

induces a bijection between the set of complex projective structures on S and the set $\mathcal{T}(S) \times \mathcal{ML}$.

Chapter 3

Flat spacetimes

In this Chapter we are concerned with the case of *flat* maximal globally hyperbolic spacetimes, along the lines of Section 1.5. The matter recalled in this Chapter is, more or less, well known and all details can be found in the union of the papers [6, 19, 38]. So, we often skip the proofs, and focus only on what we need for our present purposes.

3.1 Developing map and holonomy

Let Y denote a maximal globally hyperbolic flat spacetime containing a complete Cauchy surface S . As usual we consider a pair of compatible developing map and holonomy representation (D, h) . First, we prove that D is an embedding. The completeness of S is an essential hypothesis at this step. The proof is carried out following this scheme. We prove that D is an isometry between \tilde{S} and a complete spacelike hypersurface of \mathbb{X}_0 (that will be denoted by \tilde{S} as well). Then, by means of a standard process, we construct a maximal open set \mathcal{U} in \mathbb{X}_0 such that \tilde{S} is a Cauchy surface of it. By the uniqueness of the maximal extension [24], D turns to be an isometry between \tilde{Y} and \mathcal{U} .

Proposition 3.1.1 [38, 19, 6] *The map $D : \tilde{Y} \rightarrow \mathbb{X}_0$ is an embedding.*

Proof : Let us consider the map

$$\pi : \tilde{S} \rightarrow \{x_0 = 0\}$$

obtained by composing D with the orthogonal projection on $\{x_0 = 0\}$. By an easy computation, we get that π increases the lengths. Because \tilde{S} is supposed to be complete, π is a covering. So, it is a homeomorphism.

It follows that D embeds \tilde{S} onto the graph of a function defined on $\{x_0 = 0\}$. Since \tilde{S} is spacelike, this function turns to be 1-Lipschitz.

Let us consider the *domain of dependence* \mathcal{U} of \tilde{S} . By definition, \mathcal{U} is the set of $p \in \mathbb{X}_0$ such that every inextensible causal curve passing through p meets \tilde{S} .

Clearly, \tilde{S} is a Cauchy surface in \mathcal{U} . Moreover, \mathcal{U} is invariant under the holonomy action of $\pi_1(S)$. In fact, $\pi_1(S)$ acts freely and properly on \mathcal{U} and the quotient is a globally hyperbolic flat spacetime (\tilde{S} projecting on a Cauchy surface).

We have that D takes values on \mathcal{U} , providing a local isometry

$$\overline{D} : Y \rightarrow \mathcal{U}/\pi_1(S)$$

that induces an isometry between S and a Cauchy surface of $\mathcal{U}/\pi_1(S)$. By the uniqueness of the maximal extension we get that \overline{D} is an isometry, and so is D . ■

So, \tilde{Y} is a domain of dependence of a complete hypersurface in \mathbb{X}_0 . Notice that a point $p \in \mathbb{X}_0$ lies in \tilde{Y} if and only if $(J^+(p) \cup J^-(p)) \cap \tilde{S}$ is compact. It follows that $p \notin \tilde{Y}$ if and only if there exists a *null* ray through it that does not meet \tilde{S} (since the orthogonal projection on *spacelike* planes is a homeomorphism, every complete timelike ray meets \tilde{S}). The following lemma implies that \tilde{Y} is a convex region in \mathbb{X}_0 .

Lemma 3.1.2 [19, 6] *If l is a complete null ray that does not meet \tilde{S} then the null plane P containing l is disjoint from \tilde{S} .*

Proof : Suppose $Q = P \cap \tilde{S} \neq \emptyset$. Since Q is a closed set in \tilde{S} it is complete for the natural distance (induced by \mathbb{X}_0).

Consider a spacelike line s contained in P and for $p \in Q$ let $\pi(p) \in s$ be the intersection point of s with the null line passing through p . The map $\pi : Q \rightarrow s$ turns to increase the lengths. So it is bijective. Therefore, there exists a point on $Q \cap l$. ■

By consequence, for every point $p \notin \tilde{Y}$ there exists a null plane P through it, such that \tilde{Y} is contained either in the future or in the past of P . It follows that \tilde{Y} is a convex set, and, in fact, it is the intersection of half-spaces bounded by its *null* support planes.

Moreover, if P and Q are non-parallel null planes disjoint from \tilde{S} , we cannot have $\tilde{Y} \subset I^+(P) \cap I^-(Q)$ (otherwise, the projection of \tilde{S} on the horizontal plane should not be surjective).

A (*future complete*) *regular domain* is a convex subset of \mathbb{X}_0 such that

- 1) It is the intersection of the future of its null support planes.
- 2) It admits at least two non-parallel null support planes.

By the above discussion, one of the following possibilities holds (up to inverting the time orientation).

- 1) \tilde{Y} is the whole \mathbb{X}_0 .

- 2) \tilde{Y} is the future of a null plane.
- 3) \tilde{Y} is the intersection of the future of a plane and the past of two parallel planes.
- 4) \tilde{Y} is a regular domain.

By deepening the investigation of the holonomy action, a corollary of Barbot work [6] is that if \tilde{Y} is not a regular domain, then $\pi_1(S)$ is Abelian. Moreover, if \tilde{Y} is a regular domain, we distinguish two different cases that lead to very different descriptions.

- (i) \tilde{Y} is the future of a spacelike line: in this case $\pi_1(S)$ is Abelian and the surface S carries a Euclidean metric.
- (ii) all the other cases: the *linear holonomy* is a faithful and discrete representation.

Corollary 3.1.3 *Let Y be a maximal globally hyperbolic flat spacetime containing a complete Cauchy surface S . Then, provided that $\pi_1(S)$ is not Abelian, \tilde{Y} is a regular domain and the linear holonomy is a faithful and discrete representation.*

In the last part of this Section, we show that the regular domain \tilde{Y} and the linear part of the holonomy $h_L : \pi_1(S) \rightarrow SO^+(2, 1)$, determine the spacetime.

Proposition 3.1.4 *Let \mathcal{U} be a regular domain different from the future of a spacelike line. Then for a fixed group $\Gamma < SO^+(2, 1)$ there is at most an affine deformation*

$$h : \Gamma \ni \gamma \rightarrow \gamma + \tau(\gamma) \in ISO^+(\mathbb{X}_0)$$

such that \mathcal{U} is h -invariant.

Proof : Suppose that \mathcal{U} is invariant for some affine deformation h of Γ .

Let us fix a spacelike support plane P such that $P \cap \partial\mathcal{U}$ contains only a point, say, p . We have that $h(\gamma)(P)$ is a spacelike support plane such that

$$h(\gamma)(P) \cap \partial\mathcal{U} = h(\gamma)(p).$$

Now, if v is the direction orthogonal to P , then the direction orthogonal to $h(\gamma)(P)$ is simply γv . Moreover, among all planes orthogonal to γv there exists only one that touches $\partial\mathcal{U}$ in one point. So we see that $h(\gamma)(p)$ depends only on γ and p . Since $\tau(\gamma) = h(\gamma)(p) - \gamma p$ the proposition is proved. ■

3.2 Cosmological time on regular domains

In this Section we will outline how any regular domain \mathcal{U} admits canonical cosmological time (see Section 1.4) T , which satisfies furthermore certain regularity properties. It follows from the previous section that a maximal globally hyperbolic flat spacetime admits canonical cosmological time if and only if its universal covering is a regular domain.

Moreover, by means of the canonical time T we can construct a unit timelike vector field on \mathcal{U} (the gradient of T) such that the following properties holds.

- 1) It is invariant under the isometries of \mathcal{U} .
- 2) Its integral lines are future timelike complete geodesics.
- 3) The orthogonal distribution is integrable, and gives rise to a foliation of \mathcal{U} by complete Cauchy surfaces.

A first very simple remark is that the cosmological time function T is finite-valued. In fact, since \mathcal{U} is convex, the Lorentzian distance between two time-related points is realized by the geodesic segment between them. Since $I^-(p) \cap \overline{\mathcal{U}}$ is compact for every $p \in \mathcal{U}$, the maximum of the distance from p is attained by some point on the boundary.

In $I^-(p)$ the level surfaces of the distance from p are strictly convex in the past, whereas \mathcal{U} is convex in the future. It follows that, if the maximum of the distance from p is attained at r , then the level surface through r and the boundary of \mathcal{U} meet only at p .

Summarizing, there exists only a point $r = r(p) \in \partial\mathcal{U}$ such that $T(p)$ is the length of the timelike segment $[r(p), p]$. The map

$$p \mapsto r(p)$$

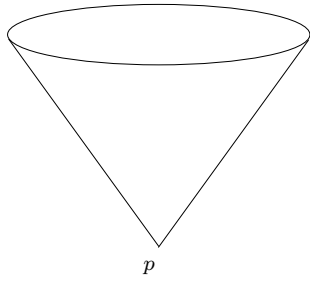
turns to be Lipschitzian, so that T is a continuous function.

Another simple but important remark is that the point $r(p)$ can be characterized by the following property : it is the unique point r on $\partial\mathcal{U}$ such that the plane through it, orthogonal to the segment $[r, p]$ is a spacelike support plane. In particular, we get that $r(q) = r(p)$ for every point q on the geodesic line passing through p and $r(p)$.

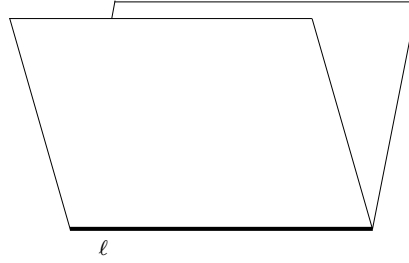
Finally, T is $C^{1,1}$ and the gradient of T can be expressed by the following formula

$$\text{grad } T(p) = -\frac{1}{T(p)}(p - r(p)). \quad (3.1)$$

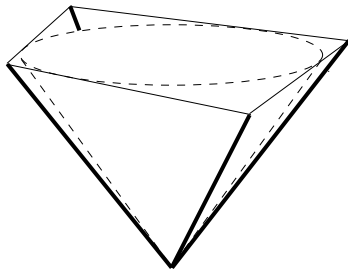
Let us sketch how this formula can be proved. Given $p \in \mathcal{U}$ let \mathcal{U}_- be the future of the point $r(p)$ and \mathcal{U}_+ be the future of the spacelike plane through $r(p)$ orthogonal



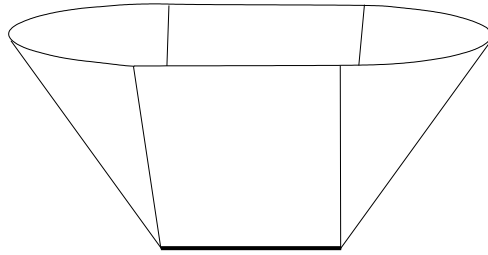
a) The future of a point.



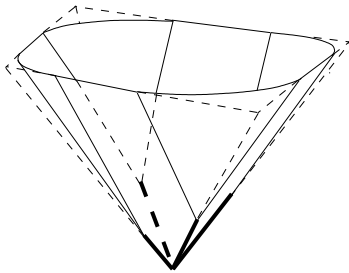
b) The future of a spacelike line.



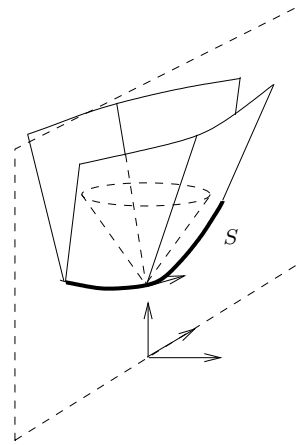
c) The intersection of the future of 4 null planes through 0.



d) The future of a spacelike segment.



e) The future of a compact spacelike tree.



f) The future of the curve $S = \{(f(t), t, 0)\}$ where f is a convex 1-Lipshitz function.

Figure 3.1: Examples of regular domains.

to $p - r(p)$. We have

$$\mathcal{U}_- \subset \mathcal{U} \subset \mathcal{U}_+.$$

Let T_{\pm} denote the cosmological time on \mathcal{U}_{\pm} . These functions are smooth and we have

$$\begin{aligned} T_- &\leq T \leq T_+ \\ T_-(p) &= T(p) = T_+(p) \\ \text{grad } T_-(p) &= \text{grad } T_+(p) = -\frac{1}{T(p)}(p - r(p)). \end{aligned}$$

Formula (3.1) easily follows.

Finally, $\text{grad } T$ is a past directed unit timelike vector field such that its integral lines are geodesics. On the other hand, it is proved in [6] that the level sets of T are *complete Cauchy surfaces*.

Summarizing we have associated to every regular domain

- 1) The *cosmological time* T ;
- 2) The *retraction* in the past $r : \mathcal{U} \rightarrow \partial\mathcal{U}$;
- 3) The *Gauss map* $N : \mathcal{U} \ni p \mapsto -\text{grad } T(p) \in \mathbb{H}^2$.

By the formula of the gradient we obtain the following (very convenient) decomposition of points in \mathcal{U}

$$p = r(p) + T(p)N(p) \quad \text{for every } p \in \mathcal{U}.$$

If f is an isometry of \mathcal{U} the following invariance conditions hold

$$\begin{aligned} T(f(p)) &= T(p) \\ r(f(p)) &= f(r(p)) \\ N(f(p)) &= L(f)N(p) \end{aligned}$$

where $L(f)$ is the linear part of f .

Let us remark that the name ‘‘Gauss map’’ is appropriate, because it coincides with the Gauss map of the level surface of T . The image $H_{\mathcal{U}}$ of the Gauss map can be interpreted as the set of spacelike directions orthogonal to some spacelike support plane for \mathcal{U} . So, it is a convex set. Since \mathcal{U} is a regular domain, it follows that $H_{\mathcal{U}}$ is a *straight convex set*, i.e. the convex hull of a set of points in $\partial\mathbb{H}^2$ (corresponding to the null support planes).

Given p in \mathcal{U} we have seen that \mathcal{U} is contained in the future of the plane passing through $r(p)$ and orthogonal to $N(p)$. So we obtain the following inequality, that we shall often use throughout this work:

$$\langle N(p), r(q) - r(p) \rangle \leq 0 \tag{3.2}$$

for every $p, q \in \mathcal{U}$. The equality holds if and only if the segment $[r(p), r(q)]$ is contained in $\partial\mathcal{U}$. Notice that another inequality that immediately descends from (3.2) is the following one

$$\langle N(p) - N(q), r(p) - r(q) \rangle \geq 0 \quad \text{for every } p, q \in \mathcal{U}.$$

Again the equality holds if and only if the segment $[r(p), r(q)]$ is contained in $\partial\mathcal{U}$.

By means of this inequality we may prove that the restriction of the Gauss map on the level surface $\mathcal{U}(a)$ is $1/a$ -Lipschitzian. Indeed, if $c(t)$ is a Lipschitzian path on $\mathcal{U}(a)$ then we have

$$c(t) = r(t) + aN(t)$$

where $r(t) = r(c(t))$ and $N(t) = N(c(t))$ are Lipschitzian. By inequality (3.2) we see that $\langle \dot{r}, \dot{N} \rangle \geq 0$ almost everywhere. So we deduce that

$$|\dot{c}| \geq a|\dot{N}|$$

almost everywhere. This inequality shows that $N : \mathcal{U}(a) \rightarrow \mathbb{H}^2$ is $1/a$ -Lipschitzian.

The *initial singularity* Σ is the image of r . It coincides with the set of points in the boundary of \mathcal{U} admitting a spacelike support plane. Since \mathcal{U} is a regular domain, for every point $p \in \partial\mathcal{U}$ there exists a future complete null ray starting from p and contained in \mathcal{U} .

For $r_0 \in \Sigma$ the set $\mathcal{F}(r_0) = N(r^{-1}(r_0))$ can be regarded as the set of directions orthogonal to some spacelike support plane through r_0 . In fact also $\mathcal{F}(r_0)$ turns to be a straight convex set. Moreover, if r_1, r_2 are two points in Σ , then $r_2 - r_1$ is a spacelike vector and the orthogonal plane cuts \mathbb{H}^2 along a geodesic that divides $\mathcal{F}(r_1)$ from $\mathcal{F}(r_2)$ (this follows from (3.2)). In particular, we have that $H_{\mathcal{U}}$ is decomposed in a union of straight convex sets that do not meet each other transversally. As we will see in Chapter 6 this fact will allow us to give a clear ultimate classification of regular domains.

In the last part of this section we describe a natural length-space structure on Σ . Since the retraction $r : \mathcal{U}(1) \rightarrow \Sigma$ is a Lipschitzian map, we see that points of Σ are connected by spacelike Lipschitzian paths. Thus, we can consider the (a priori) pseudo-distance δ of Σ defined by

$$\delta(x, y) = \inf \{ \ell(c) \mid c \text{ Lipschitzian path in } \Sigma \text{ joining } x \text{ to } y \}$$

where $\ell(c)$ denotes the length of c .

In fact it is a *distance*, and (Σ, δ) can be regarded as the limit of the level surfaces $\mathcal{U}(a)$ of T as $a \rightarrow 0$. More precisely we have

Theorem 3.2.1 [19] *The function δ is a distance. Moreover if δ_a denotes the distance on $\mathcal{U}(a)$ we have that $\delta_a \rightarrow \delta$ as $a \rightarrow 0$ in the following sense.*

Given $p \in \mathcal{U}(1)$ let us set $r_a(p) = r(p) + aN(p)$ then we have

$$\delta_a(r_a(p), r_a(q)) \rightarrow \delta(r(p), r(q))$$

and the convergence is uniform on the compact sets of $\mathcal{U}(1)$.

For more information about the initial singularity we refer to Section 6.3, where we will dispose of the general machinery of measured geodesic laminations.

Chapter 4

$\mathcal{ML}(\mathbb{H}^2)$ -spacetimes

In this chapter we will establish canonical Wick rotation - rescaling on regular domains in \mathbb{X}_0 that have surjective Gauss map.

4.1 Measured geodesic laminations on \mathbb{H}^2

4.1.1 Laminations

A *geodesic lamination* \mathcal{L} on a complete Riemannian surface F is a *closed* subset L (the *support* of the lamination), which is foliated by geodesics. More precisely, L is covered by boxes B with a product structure $B \cong [a, b] \times [c, d]$, such that $L \cap B$ is of the form $X \times [c, d]$, and for every $x \in X$, $\{x\} \times [c, d]$ is a geodesic arc. Moreover, the product structures are compatible on the intersection of two boxes. Each geodesic arc can be extended to a complete geodesic, i.e. admitting an arc length parametrization defined on the whole real line \mathbb{R} . Either this parametrization is injective and we call its image a *geodesic line* of F , or its image is a simple closed geodesic. In both cases, we say that they are *simple* (complete) geodesics of F . So, these simple geodesics make a partition of L , and are called the *leaves* of \mathcal{L} . The leaves together with the connected components of $F \setminus L$ make a *stratification* of F .

In this section we are interested in the geodesic laminations on the hyperbolic plane \mathbb{H}^2 . In this case we can prove that if a closed subset L is the disjoint union of complete geodesics, then that geodesics give rise to a foliation of L in the above sense. In fact let L be the union of disjoint geodesics $\{l_i\}_{i \in I}$. Fix a point $p_0 \in L$ and consider a geodesic arc c transverse to the leaf l_0 through p_0 . It is not hard to see that there exists a neighbourhood K of p such that if a geodesic l_i meets K then it cuts c . Orient c arbitrarily and orient any geodesic l_i cutting c in such a way that respective positive tangent vectors at the intersection point form a positive base. Now for $x \in L \cap K$ define $v(x)$ as the unitary positive tangent vector of the leaf through x at x . The following lemma assures that v is

a 1-Lipschitzian vector field on $L \cap K$ (see [26] for a proof).

Lemma 4.1.1 *Let l, l' be disjoint geodesics in \mathbb{H}^2 . Take $x \in l$ and $x' \in l'$ and unitary vectors v, v' respectively tangent to l at x and to l' at x' pointing in the same direction. Let $\tau(v')$ the parallel transport of v' along the geodesic segment $[x, x']$ then*

$$\|v - \tau(v')\| < d_{\mathbb{H}}(x, x')$$

where $d_{\mathbb{H}}$ is the hyperbolic distance.

■

Thus there exists a 1-Lipschitz vector field \tilde{v} on K extending v . The flow Φ_t of this field allows us to find a box around p_0 . Indeed for ε sufficiently small the map

$$F : c \times (-\varepsilon, \varepsilon) \ni (x, t) \mapsto \Phi_t(x) \in \mathbb{H}^2$$

creates a box around p_0 .

Let \mathcal{G} denote the space of geodesics of \mathbb{H}^2 . It is well known that \mathcal{G} is homeomorphic to an open Moebius band (as every geodesic is determined by the unordered pair of its distinct endpoints belonging to S_{∞}^1 , i.e. the natural boundary at infinity of \mathbb{H}^2). We say that a subset K of \mathcal{G} is a set of disjoint geodesics if the geodesics in K are pairwise disjoint. Given a geodesic lamination \mathcal{L} on \mathbb{H}^2 the subset of \mathcal{G} made by the leaves of \mathcal{L} is a closed set of disjoint geodesics. Conversely, it follows from above discussion that a closed set of disjoint geodesics gives rise to a geodesic lamination of \mathbb{H}^2 . For simplicity, in what follows we denote by \mathcal{L} both the lamination and the set of the leaves (considered as a subset of \mathcal{G}).

4.1.2 Transverse measures

Given a geodesic lamination \mathcal{L} on a complete Riemannian surface F , a rectifiable arc k in F is *transverse* to the lamination if for every point $p \in k$ there exists a neighbourhood k' of p in k that intersects each leaf in at most a point and each 2-stratum in a connected set. A *transverse measure* μ on \mathcal{L} is the assignment of a Radon measure μ_k on each rectifiable arc k transverse to \mathcal{L} (this means that μ_k assigns a finite non-negative mass $\mu_k(A)$ to every relatively compact Borelian subset of the arc, in a countably additive way) in such a way that:

- (1) The support of μ_k is $k \cap L$;
- (2) If $k' \subset k$, then $\mu_{k'} = \mu_k|_{k'}$;
- (3) If k and k' are homotopic through a family of arcs transverse to \mathcal{L} , then the homotopy sends the measure μ_k to $\mu_{k'}$.

A *measured geodesic lamination* on F is a pair $\lambda = (\mathcal{L}, \mu)$, where \mathcal{L} is a geodesic lamination and μ is a transverse measure on \mathcal{L} . From now on we will specialize to measured geodesic laminations on \mathbb{H}^2 .

Remark 4.1.2 Notice that if k is an arc transverse to a lamination of \mathbb{H}^2 there exists a piece-wise geodesic transverse arc homotopic to k through a family of transverse arcs. Indeed there exists a finite subdivision of k in sub-arcs k_i for $i = 1, \dots, n$ such that k_i intersects a leaf in a point and a 2-stratum in a sub-arc. If p_{i-1}, p_i are the end-points of k_i it is easy to see that each k_i is homotopic to the geodesic segment $[p_{i-1}, p_i]$ through a family of transverse arcs. From this remark it follows that a transverse measure on a lamination of \mathbb{H}^2 is determined by the family of measures on transverse geodesic arcs.

The simplest example of *measured laminations* $\lambda = (\mathcal{L}, \mu)$ on \mathbb{H}^2 is given by any *finite* family of disjoint geodesic lines l_1, \dots, l_s , each one endowed with a *real positive weight*, say a_j . A relatively compact subset A of an arc k transverse to \mathcal{L} intersects it at a finite number of points, and we set $\mu_k(A) = \sum_i a_i |A \cap l_i|$.

Now we point out a different way to describe a measured geodesic lamination on \mathbb{H}^2 . Given an open *geodesic* segment k transverse to \mathcal{L} we denote by $\mathcal{N}(k)$ the set of geodesics cutting k . Notice that $\mathcal{N}(k)$ is an open set in \mathcal{G} . Moreover the map

$$L \cap k \ni x \mapsto l(x) \in \mathcal{N}(k) \cap \mathcal{L}$$

is a homeomorphism. Thus let μ_k^* denote the direct image of the measure μ_k . If k and k' are transverse geodesics arcs we see that there exist proper geodesic segments $k_0 \subset k$ and $k'_0 \subset k'$ such that

$$\mathcal{N}(k) \cap \mathcal{N}(k') \cap \mathcal{L} = \mathcal{N}(k_0) \cap \mathcal{L} = \mathcal{N}(k'_0) \cap \mathcal{L} .$$

Notice that k_0 is homotopic to k'_0 through a family of arcs transverse to λ . Thus it follows that

$$\mu_k^*|_{\mathcal{N}(k) \cap \mathcal{N}(k')} = \mu_{k_0}^* = \mu_{k'_0}^* = \mu_{k'}^*|_{\mathcal{N}(k) \cap \mathcal{N}(k')} .$$

In particular we can glue the measures μ_k^* in a measure μ^* on \mathcal{L} . It is not hard to see that the support of μ^* is the whole \mathcal{L} . Summarizing, given a measured geodesic lamination $\lambda = (\mathcal{L}, \mu)$, we have constructed a measure μ^* on \mathcal{G} supported on \mathcal{L} . Conversely, if μ^* is a measure on \mathcal{G} such that the support is a set \mathcal{L} of disjoint geodesics, we can construct in a similar way a measured geodesic lamination $\lambda = (\mathcal{L}, \mu)$.

Let us point out two interesting subsets of \mathcal{L} associated to a measured geodesic lamination $\lambda = (\mathcal{L}, \mu)$ on \mathbb{H}^2 . The *simplicial part* \mathcal{L}_S of \mathcal{L} consists of the union of the isolated leaves of \mathcal{L} . \mathcal{L}_S does not depend on the measure μ . Note that in general, this is not a sublamination, that is its support L_S is not a closed subset of \mathbb{H}^2 . The *weighted part* of λ depends on the measure and it is denoted by $\mathcal{L}_W = \mathcal{L}_W(\mu)$. In fact, it consists of the atoms of μ^* (we denote by $L_W = L_W(\mu)$ its support). It is a countable subset of \mathcal{G} but, again, it is not in general a sublamination of \mathcal{L} . For instance, consider the set of geodesics \mathcal{L} with a fixed

end-point $x_0 \in S_\infty^1$. Clearly \mathcal{L} is a geodesic lamination of \mathbb{H}^2 and its support is the whole of \mathbb{H}^2 . In the half-plane model suppose $x_0 = \infty$ so that geodesics in \mathcal{L} are parametrized by \mathbb{R} . In particular let l_t denote the geodesic in \mathcal{L} with end-points t and ∞ . If we choose a dense sequence $(q_n)_{n \in \mathbb{N}}$ in \mathbb{R} it is not difficult to construct a measure on \mathcal{L} such that l_{q_n} carries the weight 2^{-n} . For that measure L_W is a dense subset of \mathbb{H}^2 .

As L is the support of μ , then we have the inclusion $\mathcal{L}_S \subset \mathcal{L}_W(\mu)$. The previous example shows that in general this is a strict inclusion.

Remark 4.1.3 This terminology mostly refers to the “dual” geometry of the initial singularity of the spacetimes that we will associate to the measured geodesic laminations on \mathbb{H}^2 . In fact, it turns out that when λ coincides with its simplicial part, then the initial singularity is a simplicial metric tree.

4.1.3 Convergence of measured geodesic laminations

Let us denote by $\mathcal{ML}(\mathbb{H}^2)$ the set of measured geodesic laminations of \mathbb{H}^2 . Given a measured geodesic lamination $\lambda = (\mathcal{L}, \mu)$ we can consider the positive linear functional defined on the set of continuous functions on \mathcal{G} supported on a compact set

$$T_\lambda : C_c(\mathcal{G}) \ni f \mapsto \int f d\mu^* \in \mathbb{R}.$$

By Riesz Representation Theorem this correspondence is an injection of measured geodesic laminations of \mathbb{H}^2 into the set of positive functionals on $C_c(\mathcal{G})$ and we can consider the topology on $\mathcal{ML}(\mathbb{H}^2)$ induced by this map.

In fact we need to spell the notion of local convergence of a sequence of geodesic laminations $\lambda_n = (\mathcal{L}_n, \mu_n)$. More precisely let K be a compact set of \mathbb{H}^2 and $\mathcal{N}(K)$ denote the compact set of geodesics intersecting K . We say that λ_n converges to $\lambda_\infty = (\mathcal{L}_\infty, \mu_\infty)$ on K if

$$\int_{\mathcal{N}(K)} f d\mu_n^* \rightarrow \int_{\mathcal{N}(K)} f d\mu_\infty^*$$

for every $f \in C^0(\mathcal{N}(K))$.

Lemma 4.1.4 1. Suppose $\lambda_n \rightarrow \lambda_\infty$ on K . By using a jump function we can see that for every $l_\infty \in \mathcal{L}_\infty \cap \mathcal{N}(K)$ there exists a sequence $l_n \in \mathcal{L}_n \cap \mathcal{N}(K)$ such that $l_n \rightarrow l_\infty$.

2. Suppose $\lambda_n \rightarrow \lambda_\infty$ on K . Let k be a geodesic arc contained in K transverse to \mathcal{L}_∞ and to \mathcal{L}_n for any n . If the endpoints of k do not lie on $(L_\infty)_W$ then we have

$$\int_k f d(\mu_n)_k \rightarrow \int_k f d(\mu_\infty)_k. \quad (4.1)$$

Proof : The first statement is evident. Thus let us prove only the second one. Since $(\mu_n)_k(k) \leq \hat{\mu}_n(\mathcal{N}(K))$ it follows that up to a subsequence there exists a measure μ on k such that

$$\int_k f d(\mu_n)_k \rightarrow \int_k f d\mu .$$

In order to conclude we have to show that $\mu = (\mu_\infty)_k$.

Given a continuous function f on k , we can define a continuous function φ on $\mathcal{N}(k) \setminus \{l_0\}$, where l_0 is the geodesic through k , by setting

$$\varphi(l) = f(l \cap k) . \quad (4.2)$$

If the support of f is contained in the interior of k the function φ can be extended to $\mathcal{N}(K) \setminus \{l_0\}$ by means of (4.2). Moreover, we have

$$\int_k f d(\mu_n)_k = \int_{\mathcal{N}(K) \setminus \{l_0\}} \varphi d\hat{\mu}_n^* .$$

Since $\{l_0\}$ is not contained in the support of μ_∞ (that is \mathcal{L}_∞), the last integral tends to the integral of φ with respect to μ_∞^* . Thus if the support of f is contained in $\text{int}(k)$ then

$$\int_k f d\mu = \int_k f d(\mu_\infty)_k .$$

In order to conclude it is sufficient to show that if x is an endpoint of k then $\mu(\{x\}) = 0$. Let k_ε a neighbourhood of k in l_0 and fix a positive function φ_n on k_ε with compact support in its interior part such that $\varphi_n(x) = 1$ and

$$\int_{k_\varepsilon} \varphi_n d(\mu_\infty)_{k_\varepsilon} \leq 1/n .$$

Then we have that

$$\int_{k_\varepsilon} \varphi_n d(\mu_j)_{k_\varepsilon} \leq 1/n$$

for j sufficiently large. In this way we obtain that

$$\int_k \varphi_n d\mu \leq 1/n$$

and this shows that $\mu(\{x\}) = 0$. ■

4.1.4 Standard finite approximation

Given a measured geodesic lamination $\lambda = (\mathcal{L}, \mu)$ on \mathbb{H}^2 , we construct local approximations by finite laminations. More precisely let us fix a geodesic segment k transverse to the lamination. Denote by $U_\varepsilon(k)$ the ε -neighbourhood of k and by k_ε the intersection of $U_\varepsilon(k)$ with the geodesic containing k . If ε is sufficiently small we see that every leaf of \mathcal{L} that intersects $U_\varepsilon(k)$ must intersect k_ε . Fix n and subdivide k_ε into the union of intervals c_1, \dots, c_r such that c_i has length less than $1/n$ and the end-points of c_i are not in $L_W(\mu)$. For every c_j let us set $a_j = \mu_{k_\varepsilon}(c_j)$. If $a_j > 0$, then choose a leaf l_j of \mathcal{L} that cuts c_j . Thus consider the finite lamination $\mathcal{L}_n = \{l_j | a_j > 0\}$ and associate to every l_j the weight a_j . In such a way we define a measure μ_n transverse to \mathcal{L}_n . Moreover, it is easy to prove that $\lambda_n = (\mathcal{L}_n, \mu_n)$ tends to $\lambda = (\mathcal{L}, \mu)$ on $U_\varepsilon(k)$ as $n \rightarrow +\infty$. We call such a sequence a *standard approximation* of λ .

4.1.5 Γ -invariant measured geodesic laminations

Any discrete torsion-free group $\Gamma \subset \text{Isom}(\mathbb{H}^2)$ naturally acts on the space of geodesics \mathcal{G} . So we can consider the Γ -invariant geodesic laminations on \mathbb{H}^2 . More precisely, consider the complete hyperbolic surface $F = \mathbb{H}^2/\Gamma$; the natural projection $p : \mathbb{H}^2 \rightarrow F$ is a (locally isometric) universal covering map. Then every geodesic lamination on F lifts to a Γ -invariant geodesic lamination on \mathbb{H}^2 , and this establishes a bijective correspondence between geodesic laminations on F and Γ -invariant geodesic laminations on \mathbb{H}^2 .

If $\lambda = (\mathcal{L}, \mu)$ is a measured geodesic lamination on F , then it lifts to a measured geodesic lamination $\tilde{\lambda} = (\tilde{\mathcal{L}}, \tilde{\mu})$ on \mathbb{H}^2 which is Γ -invariant. This means that $\tilde{\mathcal{L}}$ is Γ -invariant and for every transverse arc k and every $\gamma \in \Gamma$ we have

$$\mu_{\gamma(k)} = \gamma_*(\mu_k).$$

Conversely if $\tilde{\lambda}$ is a Γ -invariant measured geodesic lamination on \mathbb{H}^2 , then it induces a measured geodesic lamination on $F = \mathbb{H}^2/\Gamma$. Notice that a measured lamination λ is Γ -invariant if and only if the action of Γ on \mathcal{G} preserves the measure μ^* .

Cocompact Γ The simplest example of measured geodesic lamination on a compact hyperbolic surface $F = \mathbb{H}^2/\Gamma$ is a finite family of disjoint, weighted simple closed geodesics on F . This lifts to a Γ -invariant measured lamination of \mathbb{H}^2 made by a countable family of weighted geodesic lines, that do not intersect each other on the *whole* $\overline{\mathbb{H}^2} = \mathbb{H}^2 \cup S_\infty^1$. The measure is defined like in the case of a finite family of weighted geodesics. We call this special laminations *weighted multi-curves*.

When $F = \mathbb{H}^2/\Gamma$ is compact, the Γ -invariant measured geodesic laminations $\lambda = (\mathcal{L}, \mu)$ on \mathbb{H}^2 have particularly good features, that do not hold in general. We limit ourselves to remind a few of them:

1. The lamination \mathcal{L} is determined by its support L . The support L is a no-where dense set of null area.
2. The simplicial part \mathcal{L}_S and the weighted part \mathcal{L}_W actually coincide; moreover \mathcal{L}_S is the maximal weighted multi-curve sublamination of λ .
3. Let us denote by $\mathcal{ML}(F)$ the space of measured geodesic laminations on F . It is homeomorphic to \mathbb{R}^{6g-6} , $g \geq 2$ being the genus of F . Any homeomorphism $f : F \rightarrow F'$ of hyperbolic surfaces, induces a natural homeomorphism $f_{\mathcal{L}} : \mathcal{ML}(F) \rightarrow \mathcal{ML}(F')$; if f and f' are homotopic, then $f_{\mathcal{L}} = f'_{\mathcal{L}}$. This means that $\mathcal{ML}(F)$ is a topological object which only depends on the genus of F , so we will denote it by \mathcal{ML}_g . Varying $[F]$ in the Teichmüller space \mathcal{T}_g , the above considerations allows us to define a trivialized fiber bundle $\mathcal{T}_g \times \mathcal{ML}_g$ over \mathcal{T}_g with fiber \mathcal{ML}_g .

Example 4.1.5 (1) Mutata mutandis, similar facts hold more generally when $F = \mathbb{H}^2/\Gamma$ is homeomorphic to the interior of a compact surface S , possibly with non empty boundary, providing that the lamination on F has *compact support*. However, even when F is of *finite area* but non compact, we can consider laminations that not necessarily have compact support (see Section 4.9).

(2) Let γ be either a geodesic line or a horocycle in \mathbb{H}^2 . Then, the geodesic lines orthogonal to γ make, in the respective cases, two different geodesic foliations both having the whole \mathbb{H}^2 as support. We can also define a transverse measure μ which induces on γ the Lebesgue one.

4.2 From measured geodesic laminations towards flat regular domains

Given a measured geodesic lamination $\lambda = (\mathcal{L}, \mu)$ on \mathbb{H}^2 a general construction produces a regular domain \mathcal{U}_{λ}^0 in \mathbb{X}_0 (see [38], [18, 19]). Here we sketch this construction.

4.2.1 Construction of regular domains

Fix a base-point $x_0 \in \mathbb{H}^2 \setminus L_W$. For every $x \in \mathbb{H}^2 \setminus L_W$ choose an arc c transverse to \mathcal{L} with end-points x_0 and x . For $t \in c \cap L$, let $v(t) \in \mathbb{R}^3$ denote the unitary

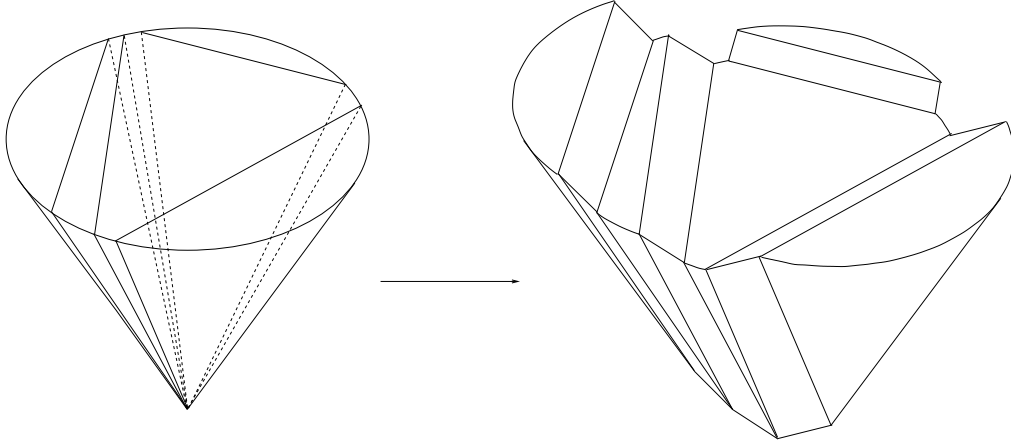


Figure 4.1: An example of regular domain associated to a finite measured lamination.

spacelike vector tangent to \mathbb{H}^2 at t , orthogonal to the leaf through t and pointing towards x . For $t \in c \setminus L$, let us set $v(t) = 0$. Thus we have defined a function

$$v : c \rightarrow \mathbb{R}^3$$

that is continuous on the support of μ . We can define

$$\rho(x) = \int_c v(t) d\mu(t).$$

It is not hard to see that ρ does not depend on the path c . Moreover, it is constant on every stratum of λ and it is a continuous function on $\mathbb{H}^2 \setminus L_W$. The domain \mathcal{U}_λ^0 can be defined in the following way

$$\mathcal{U}_\lambda^0 = \bigcap_{x \in \mathbb{H}^2 \setminus L_W} I^+(\rho(x) + x^\perp).$$

Suppose that x belongs to a weighted leaf $l \subset L_W$, with weight A . Consider the geodesic ray c starting from x_0 and passing through x . Clearly c is a transverse arc. It is not hard to see that there exists the left and right limits

$$\rho_-(x) = \lim_{t \rightarrow x^-} \rho(t),$$

$$\rho_+(x) = \lim_{t \rightarrow x^+} \rho(t)$$

and that $\rho_+(x) - \rho_-(x)$ is the spacelike vector with norm equal A orthogonal to l . Notice that the vector $\rho_+(x) - \rho_-(x)$ only depends on the leaf through x . Another description of \mathcal{U}_λ^0 is the following one (see [19])

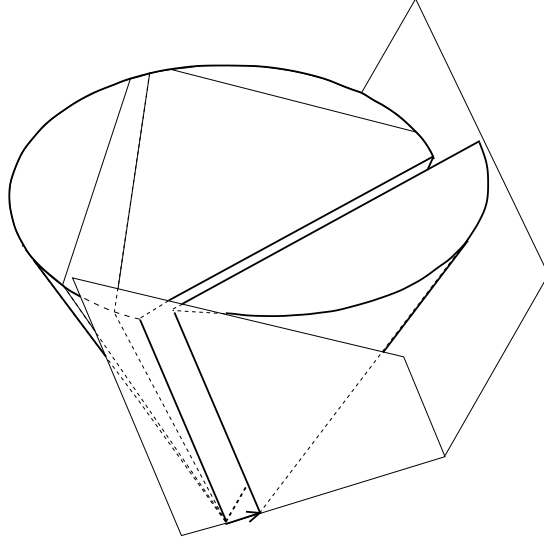


Figure 4.2: The construction of the domain associated to a finite lamination.

$$\begin{aligned} \mathcal{U}_\lambda^0 &= \{ax + \rho(x) | x \in \mathbb{H}^2 - L_W, a > 0\} \cup \\ &\cup \{x + t\rho_+(x) + (1-t)\rho_-(x) | x \in L_W, t \in [0, 1], a > 0\}. \end{aligned}$$

Let us denote by $T = T_\lambda$ the cosmological time, by $N = N_\lambda$ the Gauss map and by $r = r_\lambda$ the retraction of \mathcal{U}_λ^0 . Then for $x \in \mathbb{H}^2 \setminus L_W$ we have

$$\begin{aligned} T(ax + \rho(x)) &= a, \\ N(ax + \rho(x)) &= x, \\ r(ax + \rho(x)) &= \rho(x). \end{aligned}$$

For $x \in L_W$ we have

$$\begin{aligned} T(ax + t\rho_+(x) + (1-t)\rho_-(x)) &= a, \\ N(ax + t\rho_+(x) + (1-t)\rho_-(x)) &= x, \\ r(ax + t\rho_+(x) + (1-t)\rho_-(x)) &= t\rho_+(x) + (1-t)\rho_-(x). \end{aligned}$$

In particular, we have shown that

Lemma 4.2.1 *The Gauss map on \mathcal{U}_λ^0 is surjective.*

4.2.2 Measured geodesic laminations on the T -level surfaces

Let us fix a level surface $\mathcal{U}_\lambda^0(a) = T^{-1}(a)$ of the cosmological time of \mathcal{U}_λ^0 . We want to show that also $\mathcal{U}_\lambda^0(a)$ does carry a natural measured geodesic lamination on.

Consider the closed set $\widehat{L}_a = N^{-1}(L) \cap \mathcal{U}_\lambda^0(a)$. First we show that \widehat{L}_a is foliated by geodesics. If l is a non weighted leaf of L we have that $\hat{l}_a := N^{-1}(l) \cap \mathcal{U}_\lambda^0(a) = al + \rho(x)$ where x is any point on l . Since the map $N : \mathcal{U}_\lambda^0(a) \rightarrow \mathbb{H}^2$ is $1/a$ -Lipschitzian, it is easy to see that \hat{l}_a is a geodesic of $\mathcal{U}_\lambda^0(a)$. If l is a weighted leaf, then $N^{-1}(l) = al + [\rho_-(x), \rho_+(x)]$ where x is any point on l . Thus we have that $N^{-1}(l)$ is an Euclidean band foliated by geodesics $\hat{l}_a(t) := al + t$ where $t \in [\rho_-(x), \rho_+(x)]$. Thus we have that

$$\widehat{L}_a = \bigcup_{l \subset L \setminus L_W} \hat{l}_a \cup \bigcup_{l \subset L_W} \bigcup_{t \in [\rho_-(x), \rho_+(x)]} \hat{l}_a(t)$$

is a geodesic lamination of $\mathcal{U}_\lambda^0(a)$. Given a Lipschitzian path $c(t)$ transverse to this lamination we know that $r(t) = r(c(t))$ is a Lipschitz map. Thus we have that r is differentiable almost every-where and

$$r(p) - r(q) = \int_c \dot{r}(t) dt$$

where p and q are the endpoints of c . It is not hard to see that $\dot{r}(t)$ is a spacelike vector. Thus we can define a measure $\hat{\mu}_c = \langle \dot{r}(t), \dot{r}(t) \rangle^{1/2} dt$. If $N(p)$ and $N(q)$ are not in L_W then

$$\hat{\mu}(c) = \mu(N(c)) .$$

By this identity we can deduce that $\hat{\lambda}_a = (\widehat{L}_a, \hat{\mu})$ is a measured geodesic lamination on $\mathcal{U}_\lambda^0(a)$. Notice in particular that the measure $\hat{\mu}_c$ defined on every rectifiable transverse arc is absolutely continuous with respect to the Lebesgue measure of c . Moreover, inequality (3.2) implies that $\langle \dot{r}(t), \dot{r}(t) \rangle \leq \langle \dot{c}(t), \dot{c}(t) \rangle = 1$.

Hence the total mass of $\hat{\mu}_c$ is bounded by the length c . Moreover, the density of $\hat{\mu}$ with respect the Lebesgue measure of c is bounded by 1.

4.3 From flat regular domains towards measured geodesic laminations

The following theorem is proved in the last chapter of [18].

Theorem 4.3.1 *The map $\lambda \mapsto \mathcal{U}_\lambda^0$ establishes a bijection between $\mathcal{ML}(\mathbb{H}^2)$ and the set of flat regular domains of \mathbb{X}_0 with surjective Gauss map, considered up to translations of \mathbb{X}_0 .*

For the sake of completeness, we sketch here the main steps in the construction of the inverse map.

4.3.1 Construction of measured geodesic laminations

Given a flat regular domain \mathcal{U} provided with a cosmological time T , Gauss map N and retraction r onto the initial singularity Σ , it is a very general fact that the map N restricted to a fiber of r on $r_0 \in \Sigma$ is an isometric embedding onto a straight convex set $\mathcal{F}(r_0)$ of \mathbb{H}^2 .

Given two points $r_1, r_2 \in \Sigma$ we have that $r_2 - r_1$ is a spacelike vector and the geodesic $l_{1,2}$ orthogonal to that vector can be oriented in such a way that if x_- (resp. x_+) is a null vector corresponding to its initial (resp. end) point then $r_2 - r_1, x_-, x_+$ form a positive basis of \mathbb{R}^3 . By inequality (3.2) we have that $\mathcal{F}(r_1)$ (resp. $\mathcal{F}(r_2)$) is contained in the (closed) half planes on the left (resp. on the right) of $l_{1,2}$.

Thus we can define a geodesic lamination $\mathcal{L} = \mathcal{L}_{\mathcal{U}}$ on \mathbb{H}^2 by considering the union of all the geodesics of the form $\mathcal{F}(r)$ and the boundary geodesics of the ideal convex sets of the type $\mathcal{F}(r)$.

We need the following technical lemma to define the transverse measure (see [19]).

Lemma 4.3.2 *If c is a geodesic arc in \mathbb{H}^2 transverse to \mathcal{L} then the set $\hat{c} = N^{-1}(c) \cap \mathcal{U}(1)$ is a rectifiable arc of $\mathcal{U}(1)$.*

Choose an orientation on c . We have that $N^{-1}(p) \cap \mathcal{U}(1)$ is either a point or a segment on $\mathcal{U}(1)$. In the latter case the orientation on c induces an orientation on $N^{-1}(p)$. Given a sequence of points p_1, \dots, p_N on \hat{c} , we say they are ordered if $N(p_i)$ is a ordered sequence of c and p_i and p_{i+1} are ordered on $N^{-1}N(p_i)$ whenever $N(p_i) = N(p_{i+1})$.

If p_1, p_2, p_3 are ordered points on \hat{c} then the geodesics in \mathbb{H}^2 corresponding to $r(p_2) - r(p_1)$ and $r(p_3) - r(p_2)$ are disjoint (or equal). Thus the reverse of the Schwarz inequality holds and so

$$|r(p_3) - r(p_1)| \geq |r(p_3) - r(p_2)| + |r(p_2) - r(p_1)|$$

where $|\cdot|$ denote the Lorentzian norm. By this inequality it follows that if p_1, \dots, p_n are ordered points on \hat{c} then we have

$$\sum |p_i - p_{i-1}| \leq \ell(c) + |r(p_n) - r(p_1)|$$

where $\ell(c)$ is the (hyperbolic) length of c . By this inequality we can easily see that \hat{c} is a rectifiable arc (in fact, it can be expressed as limit of rectifiable curves of bounded length).

Let t be the arc-length parameter of \hat{c} . Since r is a locally Lipschitzian map then the map

$$r(t) = r(\hat{c}(t))$$

is Lipschitzian. Then it is differentiable almost every-where. Moreover by using again inequality (3.2), we see that $\dot{r}(t)$ is a vector tangent to $\mathcal{U}(1)$ at $\hat{c}(t)$, orthogonal to the fiber of r and pointing as the speed of $\hat{c}(t)$. In particular it is a spacelike vector. If we consider the measure $\hat{\mu} = |\dot{r}(t)|dt$ then $\mu = N_*\hat{\mu}$ is a tranverse measure on c . Moreover, if v is the field on $L \cap c$ orthogonal to L then we have

$$\int_c v d\mu = \int_{\hat{c}} \hat{v} d\hat{\mu} = \int_{\hat{c}} \dot{r}(t) dt.$$

In particular this shows that \mathcal{U} is the domain associated to $\lambda = (\mathcal{L}, \mu)$. ■

4.3.2 Continuous dependence of \mathcal{U}_λ^0

We discuss how the construction of \mathcal{U}_λ^0 continuously depends on λ (see [18, 19]).

Fix a compact domain $K \subset \mathbb{H}^2$ containing the base point x_0 . Suppose that λ_n is a sequence of measured geodesic laminations such that $\lambda_n \rightarrow \lambda_\infty$ on K . We shall denote by \mathcal{U}_n (resp. \mathcal{U}_∞) the domain associated to λ_n (resp. λ_∞) and by T_n, r_n, N_n (resp. $T_\infty, r_\infty, N_\infty$) the corresponding cosmological time, retraction and Gauss map.

Proposition 4.3.3 *Let K be a compact domain of \mathbb{H}^2 and assume that λ_n converge to λ_∞ on K . For any couple of positive number $a < b$ let $U(K; a, b)$ be the set of points x in \mathcal{U}_∞ such that $a < T_\infty(x) < b$ and $N_\infty(x) \in K$. We have*

1. $U(K; a, b) \subset \mathcal{U}_n$ for $n \gg 0$;
2. $T_n \rightarrow T_\infty$ in $C^1(U(K; a, b))$;
3. $N_n \rightarrow N_\infty$ and $r_n \rightarrow r_\infty$ uniformly on $U(K; a, b)$.

The first simple remark is that for any $x \in K \setminus (L_\infty)_W$ we have that

$$\int_{[x_0, x]} v_n(t) d\mu_n(t) \rightarrow \rho_\infty(x)$$

where $v_n(t)$ is the orthogonal field of \mathcal{L}_k . Such a field is C -Lipschitz on $L_n \cap [x_0, x]$, for some C that depends only K . Thus we can extend $v_n|_{L_n \cap [x_0, x]}$ to a C -Lipschitz field \tilde{v}_n on $[x_0, x]$. Clearly

$$\int_{[x_0, x]} v_n(t) d\mu_n(t) = \int_{[x_0, x]} \tilde{v}_n(t) d\mu_n(t) .$$

Possibly up to passing to a subsequence, we have that $\tilde{v}_n \rightarrow \tilde{v}_\infty$ on $C^0([x_0, x])$. Moreover it is not hard to see that $\tilde{v}_\infty = v_\infty$ on $L_\infty \cap [x_0, x]$. Thus we have

$$\int_{[x_0, x]} v_n(t) d\mu_n(t) \rightarrow \int_{[x_0, x]} \tilde{v}_\infty d\mu_\infty(t) = \rho_\infty(x) .$$

By this fact we can deduce the following result.

Lemma 4.3.4 *Let us take $p \in \mathcal{U}_\infty(a)$ such that $N_\infty(p) \in K$. There exists a sequence $p_n \in \mathcal{U}_n(a)$ such that $p_n \rightarrow p_\infty$.*

Proof : First assume that $x = N(p) \notin (L_\infty)_W$. Then we know that

$$p = ax + \rho_\infty(x) .$$

Hence $p_n = ax + \int_{[x_0, x]} v_n(t) d\mu_n(t)$ works.

Now assume that $x = N(p) \in (L_\infty)_W$ so p lies in a band $al + [\rho_-(x), \rho_+(x)]$. We can consider two points $y, z \notin (L_\infty)_W$ such that $\|y - x\| < \varepsilon$ and $\|z - x\| < \varepsilon$ and $\|\rho(y) - \rho_-(x)\| < \varepsilon$ and $\|\rho(z) - \rho_+(x)\| < \varepsilon$ (where $\|\cdot\|$ is the Euclidean norm). If we put $q^- = ay + \rho(y)$ and $q^+ = z + \rho(z)$ we have that the Euclidean distance of p from the segment $[q^-, q^+]$ is less than $2(1 + a)\varepsilon$. Now let us set $q_n^- = ay + \rho_n(y)$ and $q_n^+ = az + \rho_n(z)$ and choose n sufficiently large such that $\|q_n^\pm - q^\pm\| < \varepsilon$. We have that the distance of p from $[q_n^-, q_n^+]$ is less than $2(2 + a)\varepsilon$. On the other hand since the support planes for the surface $\mathcal{U}_n(a)$ at q_n^- and at q_n^+ are near it is easy to see that the distance of any point on $[q_n^-, q_n^+]$ from $\mathcal{U}_n(a)$ is less than $\eta(\varepsilon)$ and $\eta \rightarrow 0$ for $\varepsilon \rightarrow 0$. It follows that we can take a point $p_n \in \mathcal{U}_n(a)$ arbitrarily close to p for n sufficiently large. ■

Choose coordinates (y_0, y_1, y_2) such that the coordinates of the base point x_0 are $(1, 0, 0)$. We have that the surface $\mathcal{U}_n(a)$ (resp. $\mathcal{U}_\infty(a)$) is the graph of a positive function φ_n^a (resp. φ_∞^a) defined over the horizontal plane $H = \{y_0 = 0\}$. Moreover we now that φ_n^a is a 1-Lipschitzian convex function and $\varphi_n^a(0) = a$. Thus Ascoli-Arzelà Theorem implies that $\{\varphi_n^a\}_{n \in \mathbb{N}}$ is a pre-compact family in $C^0(H)$. Up to passing to a subsequence, there exists a function φ on H such that $\varphi_n^a \rightarrow \varphi$ as $n \rightarrow +\infty$. Consider the compact domain of H

$$H(K, a) = \{p \in H | N_\infty(\varphi_\infty^a(p), p) \in K\} .$$

By Lemma 4.3.4 it is easy to check that $\varphi = \varphi_\infty^a$ on $H(K, a)$. Thus we can deduce

$$\varphi_n^a|_{H(K, a)} \rightarrow \varphi_\infty^a|_{H(K, a)} . \quad (4.3)$$

Fix $b > a > \alpha$. The domain $U(K; a, b)$ is contained in the future of the portion of surface $N_\infty^{-1}(K) \cap \mathcal{U}_\infty(\alpha)$. By (4.3) we see that $U(K; a, b)$ is contained in the future of $\mathcal{U}_n(\alpha)$ for n sufficiently large. Thus we have

$$U(K; a, b) \subset \mathcal{U}_n(\geq \alpha) \quad \text{for } n \gg 0 . \quad (4.4)$$

Since we are interested in the limit behaviour of functions T_n, N_n, r_n we can suppose that $U(K; a, b)$ is contained in $\mathcal{U}_n(\geq \alpha)$ for any n .

Hence, T_n, N_n, r_n are defined on $U(K; a, b)$ for any n . Moreover notice that

$$\begin{aligned} T_n(\xi, 0, 0) &= \xi , \\ N_n(\xi, 0, 0) &= (1, 0, 0) , \\ r_n(\xi, 0, 0) &= 0 . \end{aligned}$$

Thus we have that $r_n(p)$ lies in the half-space $H^+ = \{y_0 > 0\}$ for every $p \in \mathcal{U}_n$. Since $U(K; a, b)$ is compact then there exists a constant C such that for every $p \in U(K; a, b)$ and for every past directed vector v such that $p + v$ is H^+ then $\|v\| < C$. Since $r_n(p) = p - T_n(p)N_n(p)$ we have that

$$\|T_n(p)N_n(p)\| < C$$

for every $n \in \mathbb{N}$ and for every $p \in U(K; a, b)$. Since $T_n(p) \geq \alpha$ we can deduce the following property.

Lemma 4.3.5 *The family $\{N_n\}$ is bounded in $C^0(U(K; a, b); \mathbb{H}^2)$.*

Since $N_n(p) = -\text{grad}_L T_n(p)$ Lemma 4.3.5 implies that the family $\{T_n\}$ is equi-continuous on $U(K; a, b)$. On the other hand since $\|N_n(p)\| \geq 1$ we have that $|T_n(p)| < C$ for every $p \in U(K; a, b)$. Thus the family $\{T_n\}$ is pre-compact in $C^0(U(K; a, b))$. On the other hand by using Lemma 4.3.4 we easily see that $T_n \rightarrow T_\infty$. ■

Finally the same argument as in Proposition 6.5 of [19] shows that $N_n \rightarrow N_\infty$ in $C^0(U(K; a, b); \mathbb{H}^2)$. The proof of Proposition 4.3.3 easily follows.

4.3.3 Equivariant constructions

Let us assume now that $\Gamma \subset SO^+(2, 1)$ is a discrete, torsion free group of isometries of \mathbb{H}^2 , and that λ is invariant under Γ . We can construct a representation

$$h_\lambda^0 : \Gamma \rightarrow \text{Isom}_0^+(\mathbb{X}_0)$$

such that

1. The linear part of $h_\lambda^0(\gamma)$ is γ .
2. \mathcal{U}_λ^0 is $h_\lambda^0(\Gamma)$ -invariant and the action of $h_\lambda^0(\Gamma)$ on it is free and properly discontinuous.
3. The Gauss map $N : \mathcal{U}_\lambda^0 \rightarrow \mathbb{H}^2$ is h_λ^0 -equivariant:

$$N(h_\lambda^0(\gamma)p) = \gamma N(p).$$

In fact, we simply define

$$h_\lambda^0(\gamma) = \gamma + \rho(\gamma x_0) .$$

Notice that $\tau(\gamma) = \rho(\gamma x_0)$ defines a *cocycle* in $Z^1(\Gamma, \mathbb{R}^3)$; by changing the base point x_0 , that cocycle changes by coboundary, so we have a well defined class in $H^1(\Gamma, \mathbb{R}^3)$ associated to λ .

Let us consider the hyperbolic surface $F = \mathbb{H}^2/\Gamma$. Then $Y = Y(\lambda, \Gamma) = \mathcal{U}_\lambda^0/h_\lambda^0(\Gamma)$ is a flat maximal globally hyperbolic, future complete spacetime homeomorphic to $F \times \mathbb{R}$. The natural projection $\mathcal{U}_\lambda^0 \rightarrow Y$ is a locally isometric universal covering map. The cosmological time T of \mathcal{U}_λ^0 descends onto the canonical cosmological time of Y .

Cocompact Γ -invariant case Let us recall a few known facts that hold in this case (see [38, 19, 18][13](1)).

Let Y be any maximal globally hyperbolic, future complete flat spacetime which is homeomorphic to $S \times \mathbb{R}$, S being a compact surfaces of genus $g \geq 2$. Then:

1. The linear part of the holonomy of Y is injective and its image is a cocompact Fuchsian group $\Gamma = \Gamma(Y)$ such that S is homeomorphic to $F = \mathbb{H}^2/\Gamma$.
2. There is a unique Γ -invariant measured lamination λ on \mathbb{H}^2 , such that Y is isometric to $Y(\lambda, \Gamma) := \mathcal{U}_\lambda^0/h_\lambda^0(\Gamma)$. In fact, the lamination λ can be obtained as a particular case of Theorem 4.3.1, after one has proved that the universal covering of Y is isometric to a flat regular domain of \mathbb{X}_0 with surjective Gauss map.
3. Hence, up to isometry homotopic to the identity, the maximal globally hyperbolic, future complete flat spacetime structures on $S \times \mathbb{R}$ are parametrized either by:
 - (a) $T_g \times \mathcal{ML}_g$, where T_g denotes the Teichmüller space of hyperbolic structures on S , and \mathcal{ML}_g has been introduced in Section 4.1.

or

- (b) the flat Lorentzian holonomy groups $h_\lambda^0(\Gamma)$'s, up to conjugation by $\text{Isom}_0(\mathbb{X}_0)$. If we fix Γ , this induces an identification between \mathcal{ML}_g and the cohomology group $H^1(\Gamma, \mathbb{R}^3)$ (where \mathbb{R}^3 is identified with the group of translations on \mathbb{X}_0).

Moreover, $Y(\lambda, \Gamma)$ is determined by the *asymptotic states of its cosmological time* in the following sense. For every $s > 0$, denote by $s\mathcal{U}_\lambda^0(a)$, the surface obtained by rescaling the metric on the level surface $\mathcal{U}_\lambda^0(a) = T_\lambda^{-1}(a)$ by a constant factor s^2 . Clearly there is a natural isometric action of the fundamental group $\pi_1(S) \cong \Gamma$ on each $s\mathcal{U}_\lambda^0(a)$. Then

- (i) when $a \rightarrow +\infty$, then the action of Γ on $(1/a)\mathcal{U}_\lambda^0(a)$ converges (in the sense of Gromov) to the action of Γ on \mathbb{H}^2 ;
- (ii) when $a \rightarrow 0$, then action of Γ on $\mathcal{U}_\lambda^0(a)$ converges to the action on the initial singularity of \mathcal{U}_λ^0 . In fact this is the real tree, equipped with

an isometric action of $\pi_1(S)$ with small stabilizers, that is dual to λ , according to Skora's duality theorem (for the notions of equivariant Gromov convergence, real tree, Skora duality see e.g. [41])

Remark 4.3.6 It follows from the above discussion, that if we fix a compact surface $F = \mathbb{H}^2/\Gamma$ of genus g , then we can lift on \mathcal{ML}_g the linear structure of $H^1(\Gamma, \mathbb{R}^3)$. \mathcal{ML}_g is a topological object which does not depend on the choice of F (see Section 4.1). This fact holds also for the cone structure on \mathcal{ML}_g obtained by considering the ray of each lamination $t\lambda = (\mathcal{L}, t\mu)$, $t \geq 0$. Moreover, these rays coincide with the ones of the linear structure on $H^1(\Gamma, \mathbb{R}^3)$. However, the full linear structure *actually depends* on the choice of the base hyperbolic surface F (see [20]).

In Section 4.9 we show that even when F is of finite area, but non compact, we can have radically different phenomena with respect to ones listed above for the cocompact Γ -invariant case.

4.4 Flat Lorentzian towards hyperbolic geometry

Let us fix a flat regular domain \mathcal{U} with surjective Gauss map. There exists a measured geodesic lamination $\lambda = (\mathcal{L}, \mu)$ on $\mathcal{ML}(\mathbb{H}^2)$ such that $\mathcal{U} = \mathcal{U}_\lambda^0$, according to the results of the previous Section.

If T denotes its cosmological time, recall that $\mathcal{U}(a) = T^{-1}(a)$, $\mathcal{U}(\geq 1) = T^{-1}([1, +\infty[)$, and so on. The main aim of this section is to construct a local C^1 -diffeomorphism

$$D = D_\lambda : \mathcal{U}(> 1) \rightarrow \mathbb{H}^3$$

such that the pull-back of the hyperbolic metric is obtained by a WR of the standard flat Lorentzian metric, directed by the gradient of the cosmological time of \mathcal{U} (restricted to $\mathcal{U}(> 1)$), and with rescaling functions that are constant on each level surface of the cosmological time. The hyperbolic 3-manifold M_λ , that we have mentioned in Section 1.6, is just defined by imposing that D is a developing map of M_λ . Later we will discuss the asymptotic behaviour of D at $\mathcal{U}(1)$. In fact, we will see that D continuously extends to a map \bar{D} with values in $\bar{\mathbb{H}}^3 = \mathbb{H}^3 \cup S^2$, which restricts to a local C^1 -embedding of $\mathcal{U}(1)$ into S^2 . So, this restriction can be regarded as a developing map of a *projective* structure on $\mathcal{U}(1)$. It turns out that the spacelike metric on $\mathcal{U}(1)$ is the Thurston metric for it. The study of the asymptotic behaviour of D when the cosmological time tends to $+\infty$ will correspond to the determination of the metric completion of M_λ .

4.4.1 Bending cocycle

We fix once for ever an embedding of \mathbb{H}^2 into \mathbb{H}^3 as a totally geodesic hyperbolic plane.

In order to construct the map D we have to recall the construction of *bending* \mathbb{H}^2 along λ . This notion was first introduced by Thurston in [48]. We mostly refer to Epstein-Marden paper [26] where bending has been carefully studied. In that paper a *quake-bend* map is more generally associated to every *complex-valued* transverse measure on a lamination \mathcal{L} . Bending maps correspond to imaginary valued measures. So, given a measured geodesic lamination $\lambda = (\mathcal{L}, \mu)$ we will look at the quake-bend map corresponding to the complex-valued measure $i\mu$. In what follows we will describe Epstein-Marden construction referring to the cited paper for rigorous proofs.

Given a measured geodesic lamination λ on \mathbb{H}^2 , first let us recall that there is a *bending cocycle* associated to it. This is a map

$$B_\lambda : \mathbb{H}^2 \times \mathbb{H}^2 \rightarrow PSL(2, \mathbb{C})$$

which verifies the following properties:

1. $B_\lambda(x, y) \circ B_\lambda(y, z) = B_\lambda(x, z)$ for every $x, y, z \in \mathbb{H}^2$.
2. $B_\lambda(x, x) = Id$ for every $x \in \mathbb{H}^2$.
3. B_λ is constant on the strata of the stratification of \mathbb{H}^2 determined by λ .
4. If $\lambda_n \rightarrow \lambda$ on a ε -neighbourhood of the segment $[x, y]$ and $x, y \notin L_W$, then $B_{\lambda_n}(x, y) \rightarrow B_\lambda(x, y)$.

By definition, a *cocycle* on an arbitrary set S , taking values on $PSL(2, \mathbb{C})$, is a map

$$b : S \times S \rightarrow PSL(2, \mathbb{C})$$

satisfying the above conditions 1. and 2.

If λ coincides with its simplicial part (this notion has been introduced in Section 4.1), then there is an easy description of B_λ .

If l is an oriented geodesic of \mathbb{H}^3 , let $X_l \in \mathfrak{sl}(2, \mathbb{C})$ denote the infinitesimal generator of the positive rotation around l such that $\exp(2\pi X_l) = Id$ (since l is oriented the notion of *positive* rotation is well defined). We call X_l the *standard* generator of rotations around l .

Now take $x, y \in \mathbb{H}^2$. If they lie in the same leaf of λ then put $B_\lambda(x, y) = Id$. If both x and y do not lie on the support of λ , then let l_1, \dots, l_s be the geodesics of λ meeting the segment $[x, y]$ and a_1, \dots, a_s be the respective weights. Let us

consider the orientation on l_i induced by the half plane bounded by l_i containing x and non-containing y . Then put

$$B_\lambda(x, y) = \exp(a_1 X_1) \circ \exp(a_2 X_2) \circ \cdots \circ \exp(a_s X_s).$$

If x lies in l_1 use the same construction, but replace a_1 by $a_1/2$; if y lies in l_s replace a_s by $a_s/2$.

The following estimate will play an important rôle in our study. It is a direct consequence of Lemma 3.4.4 (Bunch of geodesics) of [26]. We will use the operator norm on $PSL(2, \mathbb{R})$.

Lemma 4.4.1 *For any compact set K of \mathbb{H}^2 there exists a constant C with the following property. Let $\lambda = (\mathcal{L}, \mu)$ be a measured geodesic lamination on \mathbb{H}^2 . For every $x, y \in K$ and every geodesic line l of \mathcal{L} that cuts $[x, y]$, let X be the standard generator of the rotation along l and m be the total mass of the segment $[x, y]$. Then we have*

$$\|B_\lambda(x, y) - \exp(mX)\| \leq C m d_{\mathbb{H}}(x, y).$$

■

The bending cocycle is not continuous on $\mathbb{H}^2 \times \mathbb{H}^2$. In fact by Lemma 4.4.1 it follows that it is continuous on $(\mathbb{H}^2 \setminus L_W) \times (\mathbb{H}^2 \setminus L_W)$ (recall that L_W is the support of the weighted part of λ). Moreover, if we take x on a weighted geodesic (l, a) of λ and sequences x_n and y_n converging to x from the opposite sides of l then we have that

$$B_\lambda(x_n, y_n) \rightarrow \exp(aX)$$

where X is the generator of rotations around l .

Now we want to define a continuous “lifting” of the bending cocycle on the level surface $\mathcal{U}(1)$ of our spacetime. More precisely we want to prove the following proposition.

Proposition 4.4.2 *A determined construction produces a continuous cocycle*

$$\hat{B}_\lambda : \mathcal{U}(1) \times \mathcal{U}(1) \rightarrow PSL(2, \mathbb{C})$$

such that

$$\hat{B}_\lambda(p, q) = B_\lambda(N(p), N(q)) \tag{4.5}$$

for p, q such that $N(p)$ and $N(q)$ do not lie on L_W .

The map \hat{B}_λ is locally Lipschitzian. For every compact subset of $\mathcal{U}(1)$, the Lipschitz constant on K depends only on $N(K)$ and on the diameter of K .

Proof : Clearly formula (4.5), defines \hat{B}_λ on $\mathcal{U}_\lambda^0 \setminus N^{-1}(L_W)$. We claim that this map is locally Lipschitzian. This follows from the following general lemma.

Lemma 4.4.3 *Let (E, d) be a bounded metric space, $b : E \times E \rightarrow PSL(2, \mathbb{C})$ be a cocycle on E . Suppose there exists $C > 0$ such that*

$$\|b(x, y) - 1\| < Cd(x, y).$$

Then there exists a constant H , depending only on C and on the diameter D of E , such that b is H -Lipschitzian.

Proof of Lemma 4.4.3: For $x, x', y, y' \in E$ we have

$$\|b(x, y) - b(x', y')\| = \|b(x, y) - b(x', x)b(x, y)b(y, y')\|.$$

It is not hard to show that, given three elements $\alpha, \beta, \gamma \in PSL(2, \mathbb{C})$ such that $\|\beta - 1\| < \varepsilon$ and $\|\gamma - 1\| < \varepsilon$, there exists a constant $L_\varepsilon > 0$ such that

$$\|\alpha - \beta\alpha\gamma\| < L_\varepsilon\|\alpha\|(\|\beta - 1\| + \|\gamma - 1\|).$$

Since we have that $\|b(x, y) - 1\| < CD$, we get

$$\|b(x, y) - b(x', y')\| \leq L_{CD}(D + 1)C(d(x, x') + d(y, y')) .$$

Thus $H = L_{CD}C(D + 1)$ works. ■

Fix a compact subset K of $\mathcal{U}(1)$ and let C be the constant given by Lemma 4.4.1. Then for $x, x' \in K' = K \setminus N^{-1}(L_W)$ we have

$$\|\hat{B}_\lambda(x, x') - 1\| \leq \|\exp \hat{\mu}(x, x')X - 1\| + C\hat{\mu}(x, x')d_{\mathbb{H}}(N(x), N(x'))$$

where X is the generator of the infinitesimal rotation around a geodesic of \mathcal{L} cutting the segment $[N(x), N(x')]$ and $\hat{\mu}(x, x')$ is the total mass of the measure along a geodesic between x and x' . Thus, if A is the maximum of the norm of generators of rotations around geodesics cutting K and M is the diameter of $N(K)$ we get

$$\|\hat{B}_\lambda(x, x') - 1\| \leq (A + CM)\hat{\mu}(x, x') \leq (A + CM)d(x, x') . \quad (4.6)$$

By Lemma 4.4.3 we have that \hat{B}_λ is Lipschitzian on $K' \times K'$. Moreover, since A, C, M depend only on $N(K)$, we have that the Lipschitz constant depend only on $N(K)$ and the diameter of K .

In particular \hat{B}_λ extends to a locally Lipschitz cocycle on the closure of $\mathcal{U}(1) \setminus N^{-1}(L_W)$ in $\mathcal{U}(1)$. Notice that this closure is obtained by removing from $\mathcal{U}(1)$ the interior part of the bands corresponding to leaves of \mathcal{L}_W .

Fix a band $\mathcal{A} \subset \mathcal{U}(1)$ corresponding to a weighted leaf l . We have that $\mathcal{A} = \{x + u | x \in l \text{ and } u \in [\rho_-, \rho_+]\}$. For $p, q \in \mathcal{A}$, let us set $p = x + u$ and $q = y + v$. If $u = v$ then let us put $\hat{B}_\lambda(p, q) = 1$. Otherwise notice that $v - u$ is a

vector tangent to \mathbb{H}^2 at x and orthogonal to l . Consider the orientation on l given by a positive $\pi/2$ -rotation of $v - u$ in the tangent space $T_x\mathbb{H}^2$. Let $X \in \mathfrak{sl}(2, \mathbb{C})$ be the standard generator of positive rotation around l . Then for $p, q \in \mathcal{A}$ let us put

$$\hat{B}_{\mathcal{A}}(p, q) = \exp(|v - u|X)$$

where $|v - u| = \langle v - u, v - u \rangle^{1/2}$. Notice that $\hat{B}_{\mathcal{A}}$ is a cocycle. Moreover if $p, q \in \partial\mathcal{A}$, then Lemma 4.4.1 implies that

$$\hat{B}_{\mathcal{A}}(p, q) = \hat{B}_{\lambda}(p, q) .$$

Let us fix $p, q \in \mathcal{U}(1)$. If p (resp. q) lies in a band \mathcal{A} (resp. \mathcal{A}') let us take a point $p' \in \partial\mathcal{A}$ (resp. $q' \in \partial\mathcal{A}'$) otherwise put $p' = p$ ($q' = q$). Then let us define

$$\hat{B}_{\lambda}(p, q) = \hat{B}_{\mathcal{A}}(p, p')\hat{B}_{\lambda}(p', q')\hat{B}_{\mathcal{A}'}(q', q).$$

By the above remarks it is easy to see that $\hat{B}(p, q)$ is well-defined, that is it does not depend on the choice of p' and q' . Moreover it is continuous. Now we can prove that there exists a constant C depending only on $N(K)$ and on diameter of K such that

$$||\hat{B}_{\lambda}(p, q) - 1|| \leq Cd(p, q). \quad (4.7)$$

In fact we have found a constant C' that works for $p, q \in \mathcal{U}(1) \setminus N^{-1}(L_W)$. On the other hand we have that if p, q lie in the same band \mathcal{A} corresponding to a geodesic $l \in \mathcal{L}_W$, then the maximum A of norms of standard generators of rotations around geodesics in $\mathcal{N}(K)$ works. If p lies in $\mathcal{U}(1) \setminus N^{-1}(L_W)$ and q lies in a band \mathcal{A} , then consider the geodesic arc c between p and q and let q' in the intersection of c with the boundary of \mathcal{A} . Then we have

$$||\hat{B}_{\lambda}(p, q) - 1|| = ||\hat{B}_{\lambda}(p, q')\hat{B}_{\lambda}(q', q) - 1||$$

$$||\hat{B}_{\lambda}(p, q')\hat{B}_{\lambda}(q', q) - 1|| \leq ||\hat{B}_{\lambda}(p, q') - 1|| ||\hat{B}_{\lambda}(q', q)|| + ||B_{\lambda}(q', q) - 1||$$

$$||\hat{B}_{\lambda}(p, q') - 1|| ||\hat{B}_{\lambda}(q', q)|| + ||B_{\lambda}(q', q) - 1|| < (C'Ad(q, q') + A)d(p, q).$$

Thus, if D is the diameter of K , then the constant $C'' = A(C'D + 1)$ works. In the same way we can found a constant C''' working for p, q that lie in different bands. Thus the maximum C between C', C'', C''' works. Notice that C depends only on $N(K)$ and on the diameter of K . Proposition 4.4.2 is now proved. ■

Remark 4.4.4 By using Lemma 4.4.1, we can deduce that for a fixed K in $\mathcal{U}(1)$ there exists a constant C depending only on $N(K)$ and on the diameter of K such that for every transverse arc c contained in K with end-points p, q we have

$$\|\hat{B}_\lambda(p, q) - \exp(\hat{\mu}(c)X)\| \leq C\hat{\mu}(c)d_{\mathbb{H}}(N(p), N(q))$$

where X is the standard generator of a rotation around a geodesic of λ cutting the segment $[N(p), N(q)]$.

Let us extend now \hat{B}_λ on the whole $\mathcal{U} \times \mathcal{U}$. If $p \in \mathcal{U}$ we know that $p = r(p) + T(p)N(p)$. Let us denote by $r(1, p) = r(p) + N(p)$ and put

$$\hat{B}_\lambda(p, q) = \hat{B}_\lambda(r(1, p), r(1, q)) .$$

Proposition 4.4.2 immediately extends to the whole of \mathcal{U} .

Corollary 4.4.5 *The map*

$$\hat{B}_\lambda : \mathcal{U} \times \mathcal{U} \rightarrow PSL(2, \mathbb{C})$$

is locally Lipschitzian (with respect to the Euclidean distance on \mathcal{U}). Moreover the Lipschitz constant on $K \times K$ depends only on $N(K)$, on the diameter of $r(1, \cdot)(K)$ and on the maximum M and minimum m of T on K .

Proof : It is sufficient to show that the map $p \mapsto r(1, p)$ is locally Lipschitzian. Now take p, q in a compact set $K \subset \mathcal{U}$. We have that $p = r(1, p) + (T(p) - 1)N(p)$ and $q = r(1, q) + (T(q) - 1)N(q)$. Thus we have

$$r(1, p) - r(1, q) = p - q + (N(p) - N(q)) + T(q)N(q) - T(p)N(p) .$$

Since $N(K)$ is compact there exists C such that $\|N(p)\| < C$ and $\|N(p) - N(q)\| < C|N(p) - N(q)|$ for $p, q \in K$. Now if we set $a = T(p)$ and $b = T(q)$ we have that $|N(p) - N(q)| < 1/b|p_b - q|$ where $p_b = r(p) + bN(p)$. It follows that

$$|N(p) - N(q)| < 1/m(\|p - q\| + \|p - p_b\|) = 1/m(\|p - q\| + |T(p) - T(q)|) .$$

Hence we obtain the following inequality

$$\|r(1, p) - r(1, q)\| \leq \|p - q\| + C'\|p - q\| + C''|T(q) - T(p)| .$$

Now since N is the Lorentzian gradient of T we have that

$$|T(p) - T(q)| \leq C\|p - q\|$$

and so the Lipschitz constant of $r(1, \cdot)$ is less than $1 + C' + CC''$. ■

In the last part of this subsection we will show that if $\lambda_n \rightarrow \lambda$ on a ε -neighbourhood K_ε of a compact set K , then \hat{B}_{λ_n} tends to \hat{B}_λ on $N^{-1}(K)$. More precisely, for $a < b$ let $U(K; a, b)$ denote the subset of \mathcal{U}_λ^0 of the points in $N^{-1}(K)$ with cosmological time greater than a and less than b . We know that $U(K; a, b) \subset \mathcal{U}_{\lambda_n}$, for n sufficiently large. Then we can consider the map \hat{B}_n given by the restriction of \hat{B}_{λ_n} to $U(K; a, b)$.

Proposition 4.4.6 *The sequence $\{\hat{B}_n\}$ converges to the map $\hat{B} = \hat{B}_\lambda$ uniformly on $U(K; a, b)$.*

Proof : For n sufficiently large we have $N_n(p) \in K_\varepsilon$ for $p \in U(K; a, b)$. Now the diameter of $N_n^{-1}(K_\varepsilon) \cap \mathcal{U}_n(1)$ is bounded by $\text{diam}(K_\varepsilon) + \mu_n^*(\mathcal{N}(K_\varepsilon))$. Thus we see that there exists a constant C such that every \hat{B}_n is C -Lipschitzian on $U(K; a, b)$ for n sufficiently large. It follows that the family $\{\hat{B}_n\}$ is pre-compact in $C^0(U(K; a, b) \times U(K; a, b); PSL(2, \mathbb{C}))$.

So it is sufficient to prove that if \hat{B}_n converges to \hat{B}_∞ then $\hat{B}_\infty = \hat{B}$. Clearly we have that \hat{B}_∞ is a cocycle and it is sufficient to show that $\hat{B}(p_0, q) = \hat{B}_\infty(p_0, q)$. First suppose that $N(q) \notin L_W$. We can take $q_n \in U(K; a, b)$ such that $q_n \rightarrow q$ and $N_n(q_n)$ are not in $(L_W)_n$. Thus we have

$$\hat{B}_n(p_0, q_n) = B_n(N_n(p_0), N_n(q_n)) .$$

By using Proposition 3.11.5 of [26] we see that $B_n(N_n(p_0), N_n(q_n))$ converges to $B(N(p_0), N(q)) = \hat{B}(p_0, q)$. Thus we have that $\hat{B}(p, q) = \hat{B}_\infty(p, q)$ for p, q lying in the closure of $N^{-1}(\mathbb{H}^2 \setminus L_W)$. Now take a point q in a Euclidean band \mathcal{A} . In order to conclude it is sufficient to show that $\hat{B}_\infty(p, q) = \hat{B}(p, q)$ for $p \in \partial\mathcal{A}$ such that $N(p) = N(q)$. Now notice that $r_n(p)$ is different from $r_n(q)$ for n sufficiently large so $[N_n(p), N_n(q)]$ intersects the lamination λ_n . Choose for every n a leaf l_n intersecting $[N_n(p), N_n(q)]$ and let X_n be the standard generator of the rotation around l_n .

Now consider the path $c_n(t) = r_n(1, tp + (1-t)q)$. It is not hard to see that c_n is a transverse arc in $\mathcal{U}(1)$ so that a measure $\hat{\mu}_n$ is defined on it. Moreover, the total mass m_n of $\hat{\mu}_n$ is

$$m_n = \int_0^1 |\dot{r}_n(t)| dt .$$

By Remark 4.4.4 there exists a constant C such that

$$|\hat{B}_n(p, q) - \exp(m_n X_n)| < C d_{\mathbb{H}}(N_n(p), N_n(q)) .$$

On the other hand since $N_n(p)$ and $N_n(q)$ converge to $N(p) = N(q)$ it is not difficult to show that X_n tends to the generator of the rotation around the leaf

through $N(q)$. In order to conclude it is sufficient to show that m_n converges to $|r(1, p) - r(1, q)| = |p - q|$. We know that

$$tp + (1 - t)q = r_n(t) + T_n(t)N_n(t),$$

so deriving in t we get

$$p - q = \dot{r}_n(t) - \langle N_n(t), p - q \rangle N_n(t) + T_n(t)\dot{N}_n(t). \quad (4.8)$$

Now we have that $N_n(t) \rightarrow N(p)$ thus $\langle N_n(t), p - q \rangle$ tends to 0. We will prove that $\dot{N}_n(t)$ tends to 0 in $L^2([0, 1]; \mathbb{R}^3)$ so $\dot{r}_n(t)$ tends to $p - q$ in $L^2([0, 1]; \mathbb{R}^3)$. From this fact it is easy to see that $m_n \rightarrow |p - q|$.

Since the images of N_n are all contained in a compact set $\overline{K}_\varepsilon \subset \mathbb{H}^2$ there exists C such that

$$\int_0^1 \|\dot{N}_n(t)\|^2 dt \leq C \int_0^1 |\dot{N}_n(t)|^2 dt.$$

On the other hand by taking the scalar product of both the hands of equation (4.8) with $\dot{N}_n(t)$ we obtain

$$\langle p - q, \dot{N}_n(t) \rangle = \langle \dot{N}_n(t), \dot{r}_n(t) \rangle + T_n(t)|\dot{N}_n(t)|^2.$$

By inequality (3.2) we can deduce $\langle \dot{N}_n(t), \dot{r}_n(t) \rangle \geq 0$ so

$$\langle p - q, \dot{N}_n(t) \rangle \geq |\dot{N}_n(t)|^2.$$

By integrating on $[0, 1]$ we obtain that \dot{N}_n tends to 0 in $L^2([0, 1]; \mathbb{R}^3)$. ■

4.4.2 The Wick rotation

We are going to construct the local C^1 -diffeomorphism

$$D = D_\lambda : \mathcal{U}(> 1) \rightarrow \mathbb{H}^3$$

with the properties outlined at the beginning of this Section.

Let $B = B_\lambda$ be the bending cocycle, and $\hat{B} = \hat{B}_\lambda$ be the map defined on the whole $\mathcal{U} \times \mathcal{U}$, that continuously lifts B , as we have done above.

Fix a base point x_0 of \mathbb{H}^2 (x_0 is supposed not to be in L_W). The *bending* of \mathbb{H}^2 along $\tilde{\lambda}$ is the map

$$F = F_\lambda : \mathbb{H}^2 \ni x \mapsto B(x_0, x)x \in \mathbb{H}^3.$$

It is not hard to see that F verifies the following properties:

1. It does not depend on x_0 up to post-composition of elements of $PSL(2, \mathbb{C})$.
2. It is a 1-Lipschitz map.
3. If $\lambda_n \rightarrow \lambda$ then $F_{\lambda_n} \rightarrow F_\lambda$ with respect to the compact open topology.

Remark 4.4.7 Roughly speaking, if we bend \mathbb{H}^2 taking x fixed then $B(x, y)$ is the isometry of \mathbb{H}^3 that takes y on the corresponding point of the bent surface.

Since both \mathbb{H}^3 and $\mathbb{H}^2 \subset \mathbb{H}^3$ are oriented, the normal bundle is oriented too. Let v denote the normal vector field on \mathbb{H}^2 that is positive oriented with respect to the orientation of the normal bundle. Let us take $p_0 \in N^{-1}(x_0)$ and for $p \in \mathcal{U}(> 1)$ consider the geodesic ray c_p of \mathbb{H}^3 starting from $F(N(p))$ with speed vector equal to $w(p) = \hat{B}(p_0, p)_*(v(N(p)))$. Thus D is defined in the following way:

$$D(p) = c_p(\operatorname{arctgh}(1/T(p))) = \exp_{F(N(p))} \left(\operatorname{arctgh} \left(\frac{1}{T(p)} \right) w(p) \right) .$$

Theorem 4.4.8 *The map D is a local C^1 -diffeomorphism such that the pull-back of the hyperbolic metric is equal to the Wick Rotation of the flat Lorentz metric, directed by the gradient X of the cosmological time with universal rescaling functions (constant on the level surfaces of the cosmological time):*

$$\alpha = \frac{1}{T^2 - 1} , \quad \beta = \frac{1}{(T^2 - 1)^2} . \quad (4.9)$$

Remark 4.4.9 Before proving the theorem we want to give some heuristic motivations for the rescaling functions we have found. Suppose λ to be a finite lamination. If the weights of λ are sufficiently small then F_λ is an embedding onto a bent surface of \mathbb{H}^3 . In that case the map D is a homeomorphism onto the non-convex component, say \mathcal{E} of $\mathbb{H}^3 \setminus F_\lambda(\mathbb{H}^2)$. The distance δ from the boundary is a C^1 -submersion. Thus the level surfaces $\mathcal{E}(a)$ give rise to a foliation of \mathcal{E} . The map D satisfies the following requirement:

1. The foliation of \mathcal{U} by T -level surfaces is sent to that foliation of \mathcal{E} .
2. The restriction of D on a level surface $\mathcal{U}(a)$ is a dilation by a factor depending only on a .

The first requirement implies that $\delta(D(x))$ depends only on $T(x)$ that means that there exists a function $f : \mathbb{R} \rightarrow \mathbb{R}$ such that $\delta(D(x)) = f(T(x))$.

Denote by $\mathbb{H}(\lambda)$ the surface obtained by replacing every geodesic of λ by an Euclidean band of width equal to the weight of that geodesic. We have that $\mathcal{U}(T)$ is isometric to the surface $T \mathbb{H}(\lambda/T)$, with the usual notation. On the

other hand the surface $\mathcal{E}(\delta)$ is isometric to $\text{ch } \delta \mathbb{H}(\lambda \text{tgh } \delta)$. Now it is not difficult to see that $\mathbb{H}(a\lambda)$ and $\mathbb{H}(b\lambda)$ are related by a dilation if and only if $a = b$. Thus by comparing $\mathcal{E}(\delta(T))$ with $\mathcal{U}(T)$ we can deduce that

$$T = 1/\text{tgh } \delta(T)$$

so $t > 1$. Moreover the dilation factor is

$$(\alpha(t))^{1/2} = \frac{\text{ch } \delta(T)}{T} = \frac{1}{(T^2 - 1)^{1/2}}.$$

In order to compute the vertical rescaling factor notice that the hyperbolic gradient of δ is unitary. Now, by requiring that D induces a Wick rotation directed by the gradient X of T , we obtain that $D_*X = \lambda \text{grad } \delta$ for some function λ . Thus we have

$$\lambda = g(\text{grad } \delta, D_*X) = X(D^*(\delta)) = d(\text{arctgh}(1/T))[X] = -\frac{1}{T^2 - 1}dT(X) = \frac{1}{T^2 - 1}.$$

We will prove the theorem by analyzing progressively more complicated cases. First we will prove it in a very special case when \mathcal{U} is the future of a spacelike segment. Then, we will deduce the theorem under the assumption that the lamination λ consists of a finite number of weighted geodesic lines. Finally, by using the standard approximations (see Section 4.1), we will obtain the full statement.

Let \mathcal{U}_0 be the future of the segment $I = [0, \alpha_0 v_0]$, where v_0 is a unitary spacelike vector and $0 < \alpha_0 < \pi$. If l_0 denotes the geodesic of \mathbb{H}^2 orthogonal to v_0 , the measured geodesic lamination corresponding to \mathcal{U}_0 is simply $\lambda_0 = (l_0, \alpha_0)$. We denote by P_{\pm} the components of $\mathbb{H}^2 \setminus l_0$ in such a way that v_0 is outgoing from P_- . It is easy to see that in this case the map $D_0 : \mathcal{U}_0 \rightarrow \mathbb{H}^3$ is a homeomorphism. We are going to point out suitable C^1 -coordinates on \mathcal{U}_0 and on the image of D_0 respectively, such that D_0 can be easily recognized with respect to these coordinates.

Coordinates on \mathcal{U}_0 As usual, let T be the cosmological time, N denote the Gauss map of the level surfaces of T and r denote the retraction on the singularity I . We have a decomposition of \mathcal{U}_0 in three pieces $\mathcal{U}_0^-, \mathcal{U}_0^+, \mathcal{V}$ defined in the following way:

$$\begin{aligned} \mathcal{U}_0^- &= r^{-1}(0) = N^{-1}(P_-); \\ \mathcal{V} &= r^{-1}(0, \alpha_0 v_0) = N^{-1}(l_0); \\ \mathcal{U}_0^+ &= r^{-1}(\alpha_0 v_0) = N^{-1}(P_+). \end{aligned}$$

We denote by $\mathcal{U}_0^+(a), \mathcal{U}_0^-(a), \mathcal{V}(a)$ the intersections of corresponding domains with the surface $\mathcal{U}_0(a)$. The Gauss map on $\mathcal{U}_0^+(a)$ (resp. $\mathcal{U}_0^-(a)$) is a diffeomorphism onto P^+ (resp. P^-) that realizes a rescaling of the metric by a constant

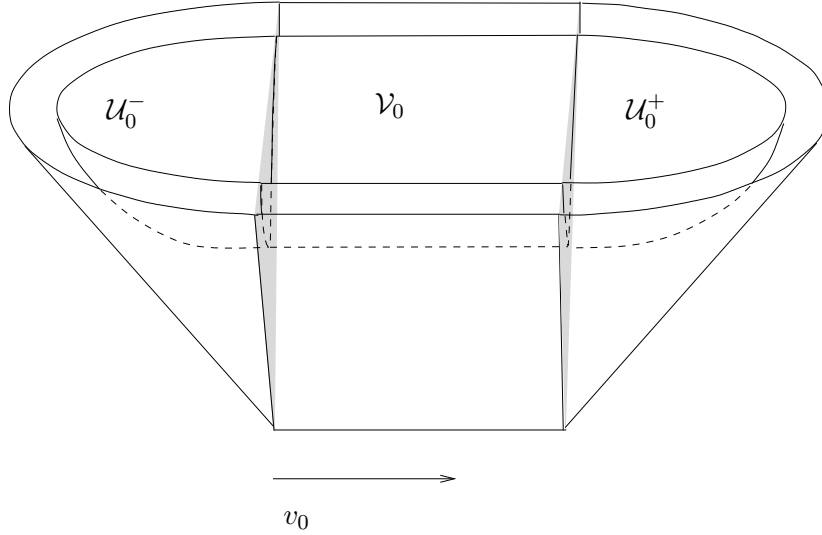


Figure 4.3: The domain \mathcal{U}_0 and its decomposition. Also a level surface $\mathcal{U}_0(a)$ is shown.

factor a^2 . Instead, the parametrization of \mathcal{V} given by

$$(0, \alpha_0) \times l_0 \ni (t, y) \mapsto ay + tv_0\mathcal{V}(a)$$

produces two orthogonal geodesic foliations on \mathcal{V} . The parametrization restricted to horizontal leaves is an isometry, whereas on the on vertical leaves it acts as a rescaling of factor a . Thus $\mathcal{V}(a)$ is a Euclidean band of width α_0 .

Now we introduce C^1 coordinates on \mathcal{U}_0 . We denote by l_a the boundary of $\mathcal{U}_0^-(a)$ and by d_a the intrinsic distance of $\mathcal{U}_0(a)$. Fix a point z_0 on l_0 and denote by $\hat{z}_a \in l_a$ the point such that $N(\hat{z}_a) = z_0$.

For every $x \in \mathcal{U}_0(a)$ there is a unique point $\pi(x) \in l_a$ such that $d_a(x, l_a) = d_a(x, \pi(x))$. Then we consider coordinates T, ζ, u , where T is again the cosmological time, and ζ, u are defined in the following way

$$\begin{aligned} \zeta(x) &= \varepsilon(x)d_{T(x)}(x, l_{T(x)})/T(x) \\ u(x) &= \varepsilon'(x)d_{T(x)}(\pi(x), \hat{z}_{T(x)})/T(x) \end{aligned}$$

where $\varepsilon(x)$ (resp. $\varepsilon'(x)$) is -1 if $x \in \mathcal{U}_0^-$ (resp. $\pi(x)$ is on the left of $\hat{z}_{T(x)}$) and is 1 otherwise.

Choose affine coordinates of Minkowski space (y_0, y_1, y_2) such that $v_0 = (0, 0, 1)$ and $z_0 = (1, 0, 0)$. Thus the parametrization induced by coordinates T, ζ, u is given by

$$(T, u, \zeta) \mapsto \begin{cases} T(\text{ch } u \text{ch } \zeta, \text{sh } u \text{sh } \zeta, \text{sh } \zeta) & \text{if } \zeta < 0 \\ T(\text{ch } u, \text{sh } u, \zeta) & \text{if } \zeta \in [0, \alpha_0/T] \\ T(\text{ch } u \text{ch } \zeta', \text{sh } u \text{sh } \zeta', \text{sh } \zeta') & \text{otherwise} \end{cases}$$

where we have put $\zeta' = \zeta - \alpha_0/T$.

Denote by X the Lorentzian gradient of T . With respect to the frame

$$f_1 = X \quad f_2 = \frac{\partial}{\partial \zeta} \quad f_3 = \frac{\partial}{\partial u}$$

the matrix $(h_0)_{ij}$ of the flat Lorentzian metric h_0 is diagonal, and we have: $(h_0)_{11} = -1$, $(h_0)_{22} = T^2$,

$$(h_0)_{33} = \begin{cases} T^2 \text{ch}^2 \zeta & \text{if } \eta < 0 \\ T^2 & \text{if } \eta \in [0, \alpha_0/T] \\ T^2 \text{ch}^2 \zeta' & \text{otherwise} \end{cases}$$

where $\zeta' = \zeta - \alpha_0/T$. We will also adopt the compact notation

$$h_0(T, \zeta, u) = \begin{cases} -(f^1)^2 + T^2((f^2)^2 + \text{ch}^2 \zeta (f^3)^2) & \text{if } \eta < 0, \\ -(f^1)^2 + T^2((f^2)^2 + (f^3)^2) & \text{if } \eta \in [0, \alpha_0/T], \\ -(f^1)^2 + T^2((f^2)^2 + \text{ch}^2(\zeta')(f^3)^2) & \text{otherwise.} \end{cases}$$

Hyperbolic Coordinates We consider on l_0 the orientation induced by P_- . Let $X_0 \in \mathfrak{sl}(2, \mathbb{C})$ be the standard generator of the rotation around l_0 and consider the bent surface along l_0 that is the $P = P_- \cup \exp(\alpha_0 X_0)(P_+)$. The surface bounds a convex set in \mathbb{H}^3 . Let \mathcal{E}_0 denote the exterior of this convex set in \mathbb{H}^3 . It is not hard to see that the image of $D_0 : \mathcal{U}_0 \rightarrow \mathbb{H}^3$ is contained in \mathcal{E}_0 . Now we want to define C^1 -coordinates on \mathcal{E}_0 . We know that the distance from P is a $C^{1,1}$ function denoted by δ . Moreover, there is a Lipschitz retraction (the nearest point retraction)

$$\rho : \mathcal{E}_0 \rightarrow P$$

such that $\delta(x)$ is the distance between x and $\rho(x)$. Let F^- and F^+ respectively denote the intersection of \mathcal{E}_0 with the orthogonal planes to \mathbb{H}^2 and $\exp(\alpha_0 X_0)(\mathbb{H}^2)$ along l_0 . We have that δ and ρ are smooth on the complementary regions of $F^- \cup F^+$. More precisely $\mathcal{E}_0 - F^- - F^+$ is the union of 3 dihedral angles. P^\pm is on the boundary of one of them, say \mathcal{E}_0^\pm , whereas denote by Π the third one. We have that on \mathcal{E}_0^- the function δ coincides with the distance from \mathbb{H}^2 , on \mathcal{E}_0^+ it coincides with the distance from $\exp(\alpha_0 X_0)(\mathbb{H}^2)$ and on Π it coincides with the distance from l_0 .

Now consider the level surface $\mathcal{E}_0(a) = \delta^{-1}(a)$. It is a C^1 -surface. The intersections with \mathcal{E}_0^+ , \mathcal{E}_0^- and Π give rise to a decomposition of $\mathcal{E}_0(a)$ in three pieces, say $\mathcal{E}_0^+(a)$, $\mathcal{E}_0^-(a)$ and $\Pi(a)$. The retraction on $\mathcal{E}_0^+(a)$ and $\mathcal{E}_0^-(a)$ is a scaling of a factor $\text{ch } a$ so they are isometric to $\text{ch } a \cdot P_\pm$. On the other hand the retraction on $\Pi(a)$ is not injective. Consider for any $x \in \Pi(a)$ the angle $\alpha(x)$ that the ray $[\rho(x), x]$ forms with the normal to \mathbb{H}^2 . Then, we have that the map

$$\Pi(a) \ni x \mapsto \rho(x), \alpha(x) \in [0, \alpha_0] \times l_0$$

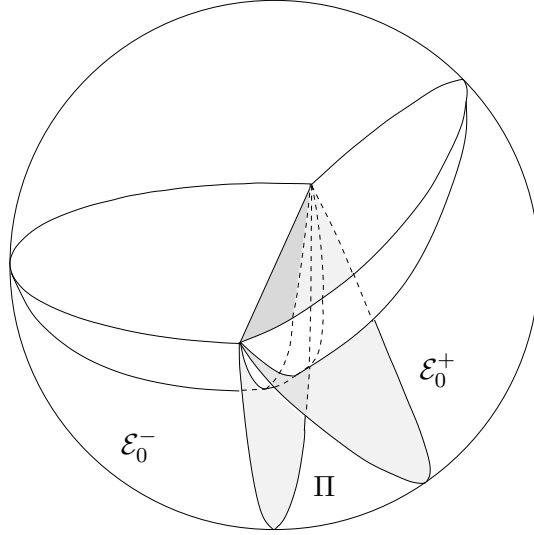


Figure 4.4: The domain \mathcal{E}_0 and its decomposition. A level surface $\mathcal{E}_0(a)$ is also shown.

is a diffeomorphism. Moreover it induces a geodesic orthogonal product structure on $\Pi(a)$. The map ρ restricted to vertical leaves is a scaling of a factor $1/\text{ch } a$ whereas the map α restricted to horizontal leaves is a scaling of a factor $1/\text{sh } a$. Thus we have that $\Pi(a)$ is a Euclidean band of width equal to $[0, \alpha_0 \text{sh } a]$.

Now let d_a denote the intrinsic distance on the surface $\mathcal{E}_0(a)$ and l_a be boundary geodesic of $\mathcal{E}_0^-(a)$. Let us consider the point $z_a \in l_a$ such that $\rho(z_a) = z_0$. (Notice that $a \mapsto z_a$ parameterizes the geodesic starting from z_0 orthogonal to \mathbb{H}^2 . Now it is easy to see that for every $x \in \mathcal{E}_0(a)$ there is a unique point $\pi(x) \in l_a$ such that $d_a(x, l_a) = d_a(x, \pi(x))$. Thus we consider on \mathcal{E}_0 the coordinates δ, η, s where δ is the distance function and the others are defined in the following way

$$\begin{aligned} \eta(x) &= \varepsilon(x) d_{\delta(x)}(x, l_{\delta(x)}) / \text{ch}(\delta(x)) \\ s(x) &= \varepsilon'(x) d_{\delta(x)}(\pi(x), z_{\delta(x)}) / \text{ch}(\delta(x)) \end{aligned}$$

where $\varepsilon(x)$ (resp. $\varepsilon'(x)$) is -1 if $x \in \mathcal{E}_0^-$ (resp. $\pi(x)$ is on the left of $z_{\delta(x)}$) and is 1 otherwise. In the hyperboloid model of \mathbb{H}^3 let us identify \mathbb{H}^2 to the hyperbolic plane orthogonal to $(0, 0, 0, 1)$ and l_0 to the geodesic with end-points $(1, -1, 0, 0)$

and $(1, 1, 0, 0)$. The parametrization of \mathcal{E}_0 induced by δ, ζ, s is the following one

$$(s, \eta, \delta) \mapsto \begin{cases} \text{ch } \delta (\text{ch } \eta \text{ch } s, \text{ch } \eta \text{sh } s, \text{sh } \eta, 0) + \text{sh } \delta (0, 0, 0, 1) & \text{if } \eta \leq 0 ; \\ \text{ch } \delta (\text{ch } s, \text{sh } s, 0, 0) + \text{sh } \delta \left(0, 0, -\sin \frac{\eta}{\text{tgh } \delta}, \cos \frac{\eta}{\text{tgh } \delta} \right) & \text{if } \eta \in [0, \alpha_0 \text{tgh } \delta] ; \\ \text{ch } \delta (\text{ch } \eta' \text{ch } s, \text{ch } \eta' \text{sh } s, \text{sh } \eta' \cos \alpha_0, \text{sh } \eta' \sin \alpha_0) + & \\ + \text{sh } \delta (0, 0, -\sin \alpha_0, \cos \alpha_0) & \\ \text{if } \eta \geq \alpha_0 \text{tgh } \delta. & \end{cases}$$

where $\eta' = \eta - \alpha_0 \text{tgh } \delta$.

Let Y denote the gradient of δ . With respect to the frame

$$e_1 = Y \quad e_2 = \frac{\partial}{\partial \eta} \quad e_3 = \frac{\partial}{\partial s}$$

the hyperbolic metric is written in this way

$$g(\delta, \eta, s) = \begin{cases} (e^1)^2 + \text{ch}^2 \delta ((e^2)^2 + \text{ch}^2 \eta (e^3)^2) & \text{if } \eta < 0 \\ (e^1)^2 + \text{ch}^2 \delta ((e^2)^2 + (e^3)^2) & \text{if } \eta \in [0, \alpha_0 \text{tgh } \delta] \\ (e^1)^2 + \text{ch}^2 \delta ((e^2)^2 + \text{ch}^2 (\eta') (e^3)^2) & \text{otherwise} \end{cases}$$

where $\eta' = \eta - \alpha_0 \text{tgh } \delta$.

Local map Denote by \hat{B}_0 the cocycle associated to the domain \mathcal{U}_0 . An easy computation shows that $\hat{B}_0((T, u, \zeta), (1, 0, 0))$ is the identity if $\zeta < 0$, and is the positive rotation around l_0 of angle $\min(T\zeta, \alpha_0)$ otherwise. Thus if we put $d = \text{arcth } 1/T$ we can deduce

$$D_0(T, u, \zeta) = \begin{cases} \text{ch } d (\text{ch } \zeta \text{ch } u, \text{ch } \zeta \text{sh } u, \text{sh } \zeta, 0) + \text{sh } d (0, 0, 0, 1) & \text{if } \zeta \leq 0 ; \\ \text{ch } d (\text{ch } u, \text{sh } u, 0, 0) + \text{sh } d (0, 0, -\sin T\zeta, \cos T\zeta) & \text{if } \zeta \in [0, \alpha_0/T] ; \\ \text{ch } d (\text{ch } \zeta' \text{ch } u, \text{ch } \zeta' \text{sh } u, \text{sh } \zeta' \cos \alpha_0, \text{sh } \zeta' \sin \alpha_0) + & \\ + \text{sh } d (0, 0, -\sin \alpha_0, \cos \alpha_0) & \\ \text{if } \zeta \geq \alpha_0/T & \end{cases}$$

where $\zeta' = \zeta - \alpha_0/T$. With respect to the coordinates (T, ζ, u) and (δ, η, s) the function $D_0 : \mathcal{U}_0 \rightarrow \mathbb{H}^3$ takes the form

$$\begin{cases} \delta(D_0(p)) = \text{arcth}(1/T(p)) ; \\ \eta(D_0(p)) = \zeta(p) ; \\ s(D_0(p)) = u(p) . \end{cases}$$

Thus D_0 is a C^1 homeomorphism, C^2 -almost every-where with second derivative locally bounded.

Now we compute the pull-back $D_0^*(g)$ of the hyperbolic metric. First notice that

$$\begin{aligned} (D_0)_*\left(\frac{\partial}{\partial \zeta}\right) &= \frac{\partial}{\partial \eta}, \\ (D_0)_*\left(\frac{\partial}{\partial u}\right) &= \frac{\partial}{\partial s}. \end{aligned}$$

Now notice that the flow lines of X are transformed in the flow lines of Y so $(D_0)_*(X) = fY$. In order to compute f notice that

$$\begin{aligned} g(Y, (D_0)_*(X)) &= (D_0)_*(X)(\delta) = X(D_0^*(\delta)) = \\ &= X(\operatorname{arcth}(1/T)) = 1/(1 - T^2)X(T) = 1/(T^2 - 1). \end{aligned}$$

Thus we have

$$(D_0)_*(X) = \frac{1}{T^2 - 1}Y.$$

Finally, an easy computation shows that

$$(D_0)^*(g) = W_{(X; \frac{1}{(T^2-1)^2}, \frac{1}{T^2-1})}(h_0).$$

Finite laminations Suppose that λ is a finite lamination on \mathbb{H}^2 . We want to reduce this case to the previous one. In fact, we will show that for any $p \in \mathcal{U}_\lambda^0$ there exist a small neighbourhood U in \mathcal{U}_λ^0 , an isometry γ of \mathbb{X}_0 and an isometry σ of \mathbb{H}^3 such that

1. $\gamma(U) \subset \mathcal{U}_0$.
2. γ preserves the cosmological time, that is

$$T(\gamma(p)) = T_\lambda(p)$$

for every $p \in U$.

3. We have

$$\sigma \circ D_\lambda(p) = D_0 \circ \gamma(p) \tag{4.10}$$

for every $p \in U$.

First suppose that p does not lie in any Euclidean band. Fix $\varepsilon > 0$ so that the disk $B_\varepsilon(x)$ in \mathbb{H}^2 , with center at $x = N(p)$ and ray equal to ε , does not intersect any geodesic of λ . Thus, we can choose an isometry γ_0 of \mathbb{H}^2 such that the distance between $z = \gamma_0(x)$ and z_0 is less than 2ε (z_0 being the base point fixed in the previous Subsection). Now let us set $U = N^{-1}(B_\varepsilon(x))$ and $\gamma = \gamma_0 \circ r(p)$

(where r denotes here the retraction of \mathcal{U}_λ^0). Finally, let us set $\sigma = \hat{B}_\lambda(p_0, p)$. In fact we have

$$D(\xi) = \hat{B}_\lambda(p_0, p) \circ D_0 \circ \gamma(\xi)$$

for $\xi \in U$.

If p lies in the interior of a band $\mathcal{A} = r^{-1}[r_-, r_+]$ corresponding to a weighted leaf l , let I be an interval $[s_-, s_+]$ contained in $[r_-, r_+]$ centered in $r(p)$ of length less than α_0 and set $U = r^{-1}(I)$. Let q be a point in U such that $r(q) = s_-$ and $N(q) = N(p)$. Let γ_0 be an isometry of \mathbb{H}^2 which sends $N(q)$ onto z_0 and l onto l_0 ; set $\gamma = \gamma_0 - r(q)$. Now for $\xi \in U$ we have

$$D_\lambda(\xi) = \hat{B}_\lambda(p_0, q) \circ D_0 \circ \gamma(\xi).$$

Finally suppose that p lies on the boundary of a band $\mathcal{A} = r^{-1}[r_-, r_+]$ corresponding to the weighted leaf l . Without loss of generality we can suppose that $r(p) = r_-$. Now let us fix a neighbourhood U of p that does not intersect any other Euclidean band and such that $r(U) \cap [r_-, r_+]$ is a proper interval of length less than α_0 . Let $\gamma_0 \in PSL(2, \mathbb{R})$ send $N(p)$ onto z_0 and l onto l_0 ; set $\gamma = \gamma_0 - r(p)$. Also in this case we have

$$D_\lambda(\xi) = \hat{B}_\lambda(p_0, p) \circ D_0 \circ \gamma(\xi).$$

General case Before extending this result to the general case we need some remarks about the regularity of D_λ , when λ is finite. Clearly, it is a smooth function outside the boundaries of the Euclidean bands. Moreover, we need the following estimate. We use the notations of the proof of Proposition 4.4.6.

Lemma 4.4.10 *Fix a bounded domain K of \mathbb{H}^2 , a bounded domain \mathcal{D} of $\mathcal{ML}(\mathbb{H}^2)$ and $1 < a < b$. For every finite lamination λ in \mathcal{D} let us set $U_\lambda = U_\lambda(K; a, b)$. Then there exists a constant C depending only on K , \mathcal{D} and a, b such that the first and the second derivatives of D_λ on U_λ are bounded by C .*

Proof : For every point p of U_λ , the above construction gives us a neighbourhood W , an isometry γ_W of \mathbb{X}_0 , and an isometry σ_W of \mathbb{H}^3 such that

$$D_\lambda = \sigma_W \circ D_0 \circ \gamma_W .$$

Moreover, we can choose W so small in such a way that γ_W is contained in $U_0(B_{2\alpha_0}(z_0); a, b)$. Let us fix a constant C' such that first and second derivatives of D_0 are bounded by C' on this set. Moreover it is easy to see that the families $\{\gamma_W\}$ and $\{\sigma_W\}$ are bounded sets. Hence there exists a constant C'' such that first and second derivative of both γ_W and σ_W are bounded by C'' . Thus we see that first and second derivatives of D_λ are bounded by $C = 27(C'')^2 C'$. ■

We can finally prove Theorem 4.4.8 in the general case. Take a point $p \in \mathcal{U}_\lambda^0$ and consider a sequence of standard approximations λ_n of λ on a neighbourhood K of the segment $[N(p_0), N(p)]$. It is not hard to see that D_{λ_n} converges to D_λ on $U(K; a, b)$. On the other hand by Lemma 4.4.10 we have that D_{λ_n} is a pre-compact family in $C^1(U(K; a, b); \mathbb{H}^3)$. Thus it follows that the limit of D_{λ_n} is a C^1 -function. Finally, as D_{λ_n} C^1 -converges to D_λ , the cosmological time of $\mathcal{U}_{\lambda_n}^0$ C^1 -converges on $U(K; a, b)$ to that one of \mathcal{U}_λ^0 , and the pull-back on $\mathcal{U}_{\lambda_n}^0$ of the hyperbolic metric is obtained via the determined WR, the same conclusion holds on \mathcal{U} . ■

4.4.3 On the geometry of M_λ

The hyperbolic 3-manifold M_λ arising by performing the Wick rotation described in Theorem 4.4.8 consists of the domain $\mathcal{U}_\lambda^0(> 1)$ endowed with a determined hyperbolic metric, say g_λ .

We are going to study some geometric properties of M_λ . As usual, T denotes the cosmological time of the spacetime \mathcal{U}_λ^0 , and N its Gauss map.

Completion of M_λ Let us denote by δ the length-space-distance on M_λ associated to g_λ . We want to determine the metric completion \overline{M}_λ of (M_λ, δ) . The following theorem summarizes the main features of the geometry of \overline{M}_λ . The remaining part of the paragraph is devoted to prove it.

Theorem 4.4.11 (1) *The completion of M_λ is $\overline{M}_\lambda = M_\lambda \cup \mathbb{H}^2$ endowed with the distance $\overline{\delta}$*

$$\begin{aligned} \overline{\delta}(p, q) &= \delta(p, q) && \text{if } p, q \in M_\lambda, \\ \overline{\delta}(p, q) &= d_{\mathbb{H}}(p, q) && \text{if } p, q \in \mathbb{H}^2, \\ \overline{\delta}(p, q) &= \lim_{n \rightarrow +\infty} \delta(p, q_n) && \text{if } p \in M_\lambda \text{ and } q \in \mathbb{H}^2 \end{aligned}$$

where (q_n) is any sequence in \mathcal{U}_λ^0 such that $T(q_n) = n$ and $N(q_n) = q$. The copy of \mathbb{H}^2 embedded into \overline{M}_λ is called the hyperbolic boundary $\partial_h M_\lambda$ of M_λ .

(2) *The developing map D_λ continuously extends to a map defined on \overline{M}_λ . Moreover, the restriction of D_λ to the hyperbolic boundary $\partial_h M_\lambda$ coincides with the bending map F_λ .*

(3) *Each level surface of the cosmological time T restricted to $\mathcal{U}(> 1)$ is also a level surface in \overline{M}_λ of the distance function Δ from its hyperbolic boundary $\partial_h M_\lambda$. Hence the inverse WR is directed by the gradient of Δ .*

(4) *\overline{M}_λ is a topological manifold with boundary, homeomorphic to $\mathbb{R}^2 \times [0, +\infty)$. Moreover, $\overline{M}_\lambda(\Delta \leq \varepsilon)$ is a collar of $\mathbb{H}^2 = \partial_h M_\lambda$.*

For simplicity, in what follows we denote by δ both the distance on M_λ and the distance on $M_\lambda \cup \mathbb{H}^2$.

We are going to establish some auxiliary results.

Lemma 4.4.12 *The map $N : M_\lambda \rightarrow \mathbb{H}^2$ is 1-Lipschitzian.*

Proof : Let $p(t)$ be a C^1 -path in M_λ . We have to show that the length of $N(t) = N(p(t))$ is less than the length of $p(t)$ with respect to g_λ . (Since N is locally Lipschitzian with respect to the Euclidean topology $N(t)$ is a Lipschitzian path in \mathbb{H}^2 .)

By deriving the equality

$$p(t) = r(t) + T(t)N(t)$$

we get

$$\dot{p}(t) = \dot{r}(t) + \dot{T}(t)N(t) + T(t)\dot{N}(t)$$

As \dot{r} and \dot{N} are orthogonal to N (that up to the sign is the gradient of T) we have

$$g_\lambda(\dot{p}(t), \dot{p}(t)) = \frac{\dot{T}(t)^2}{(T(t)^2 - 1)^2} + \frac{1}{T(t)^2 - 1} \left\langle \dot{r}(t) + T(t)\dot{N}(t), \dot{r}(t) + T(t)\dot{N}(t) \right\rangle. \quad (4.11)$$

By inequality (3.2), we see that $\left\langle \dot{r}(t), \dot{N}(t) \right\rangle \geq 0$, then we have

$$g_\lambda(\dot{p}(t), \dot{p}(t)) \geq \frac{T(t)^2}{T(t)^2 - 1} \left\langle \dot{N}(t), \dot{N}(t) \right\rangle \geq \left\langle \dot{N}(t), \dot{N}(t) \right\rangle.$$

■

Lemma 4.4.13 *The map $\text{arctgh}(1/T)$ is 1-Lipschitzian on M_λ . Moreover, the following inequality holds*

$$\delta(p, q) \leq \text{arctgh}(1/T(p)) + \text{arctgh}(1/T(q)) + d_{\mathbb{H}}(N(p), N(q)). \quad (4.12)$$

Proof : By using equation (4.11) we can easily see that $\text{arctgh}(1/T)$ is 1-Lipschitz function.

Let us take $p, q \in M_\lambda$ and for $a > \max(T(p), T(q))$ let us set $p_a = r(p) + aN(p)$ and $q_a = r(q) + aN(q)$. Finally let c_a the geodesic on $\mathcal{U}_\lambda^0(a)$ joining p_a to q_a . Clearly the distance between p and q is less than the length of the path $[p, p_a] * c_a * [q_a, q]$ (with respect to the hyperbolic metric g_λ). By an explicit computation we get

$$\delta(p, q) \leq \text{arctgh}(1/T(p)) - \text{arctgh}(1/T(p_a)) + \frac{d_a(p_a, q_a)}{\sqrt{a^2 - 1}} + \text{arctgh}(1/T(q)) - \text{arctgh}(1/T(q_a)) \quad (4.13)$$

where d_a is the distance of $\mathcal{U}_\lambda^0(a)$ as slice of the Lorentzian manifold \mathcal{U}_λ^0 . In [19] it has been shown that

$$\frac{1}{a}d_a(p_a, q_a) \rightarrow d_{\mathbb{H}}(N(p), N(q))$$

as $a \rightarrow +\infty$. So, by letting a go to $+\infty$ in (4.13) we get

$$\delta(p, q) \leq \operatorname{arctgh}(1/T(p)) + \operatorname{arctgh}(1/T(q)) + d_{\mathbb{H}}(N(p), N(q)).$$

Proof of statements (1) (2) and of Theorem 4.4.11: By Lemmas 4.4.12 and 4.4.13 both N and $\operatorname{arctgh}(1/T)$ extend to continuous functions of \overline{M}_λ and if (q_n) is a Cauchy sequence in M_λ then $N(q_n)$ and $\operatorname{arctgh}(1/T(q_n))$ are Cauchy sequences. In particular either $T(q_n)$ converges to $a > 1$ or to $+\infty$. In the first case it is not difficult to show that q_n runs in a compact set of $\mathcal{U}_\lambda^0(> 1)$ so it converges to a point in $\mathcal{U}_\lambda^0(> 1)$. ■

Now suppose (q_n) is a sequence such that $N(q_n) \rightarrow x_\infty$ and $T(q_n) \rightarrow +\infty$. Inequality (4.12) shows that (q_n) is a Cauchy sequence. Thus the map

$$N : \overline{M}_\lambda \rightarrow \mathbb{H}^2$$

is injective on $\partial M_\lambda = \overline{M}_\lambda \setminus M_\lambda$.

Finally we have to prove that $N : \overline{M}_\lambda \rightarrow \mathbb{H}^2$ is an isometry. Since N is 1-Lipschitzian it is sufficient to show that N does not decrease the distance on ∂M_λ . By previous description of non convergent Cauchy sequences of M_λ we see that $\operatorname{arctgh}(1/T(p)) = 0$ for every $p \in \partial M_\lambda$. So, inequality (4.12) gives the estimate we need. ■

We are going now to prove statement (3) of the theorem.

Corollary 4.4.14 *The function Δ is C^1 . Moreover the following formula holds*

$$\Delta(p) = \operatorname{arctgh}(1/T(p)).$$

For every point $p \in M_\lambda$ the unique point realizing Δ on the boundary is $N(p)$ and the geodesic joining p to $N(p)$ is parametrized by the path

$$c : [T(p), +\infty) \ni t \mapsto r(p) + tN(p) \in M_\lambda.$$

Proof : If $p(t)$ is a C^1 -path it we have seen that

$$g_\lambda(\dot{p}(t), \dot{p}(t)) \geq (\dot{T}(t))^2 / (T^2 - 1)^2$$

and the equality holds if and only if $\dot{r}(t) = 0$ and $\dot{N}(t) = 0$. Thus we obtain $\Delta(p) \geq \operatorname{arctgh}(1/T(p))$. The path c has hyperbolic length equal to $\operatorname{arctgh}(1/T(p))$

so $\Delta(p) = \operatorname{arctgh}(1/T(p))$. Moreover, if $p(t)$ is a geodesic realizing the distance Δ we have that $\dot{r} = 0$ and $\dot{N} = 0$ so p is a parametrization of c . ■

Finally, we want to show that \overline{M}_λ is a manifold with boundary $\partial M_\lambda = \mathbb{H}^2$ homeomorphic to $\mathbb{H}^2 \times [0, +\infty)$. Notice that it is sufficient to show that for every $\varepsilon > 0$ the set $\overline{M}_\lambda(\Delta \leq \varepsilon)$ is homeomorphic to $\mathbb{H}^2 \times [0, \varepsilon]$. Unfortunately the map

$$\overline{M}_\lambda(\Delta \leq \varepsilon) \ni x \mapsto (N(x), \Delta(x)) \in \mathbb{H}^2 \times [0, \varepsilon]$$

works only if L_W is empty. Otherwise it is not injective. Now the idea to avoid this problem is the following. Take a point $z_0 \in M_\lambda$ and consider the surface

$$\mathbb{H}(z_0) = \{x \in I^+(r(z_0)) \mid \langle x - r(z_0), x - r(z_0) \rangle = -T(z_0)^2\}.$$

It is a spacelike surface of $\mathcal{U}_\lambda^0(> 1)$ (in fact $\mathbb{H}(z_0)$ is contained in $\mathcal{U}_\lambda^0(> a)$ for every $a < T(z_0)$). Denote by v the Gauss map of the surface $\mathbb{H}(z_0)$. It sends the metric of $\mathbb{H}(z_0)$ to the hyperbolic metric multiplied by a factor $1/T(z_0)$. Now we have an embedding

$$\varphi : \mathbb{H}(z_0) \times [0, +\infty) \ni (p, t) \mapsto p + tv(p) \in \mathcal{U}_\lambda^0(> 1)$$

that parameterizes the future of $\mathbb{H}(z_0)$. Clearly if we cut the future of $\mathbb{H}(z_0)$ from M_λ we obtain a manifold homeomorphic to $\mathbb{R}^2 \times (0, +1]$. Thus in order to prove that \overline{M}_λ is homeomorphic to $\mathbb{R}^2 \times [0, 1]$ is sufficient to prove the following proposition.

Proposition 4.4.15 *The map φ extends to a map*

$$\varphi : \mathbb{H}(z_0) \times [0, +\infty] \mapsto \overline{M}_\lambda$$

that is an embedding on a neighbourhood of $\partial M_\lambda = \mathbb{H}^2$ in \overline{M}_λ such that

$$\varphi(p, +\infty) = v(p) .$$

Proof : A fundamental family of neighbourhoods of a point $v_0 \in \mathbb{H}^2 = \partial M_\lambda$ in \overline{M}_λ is given by

$$V(v_0; \varepsilon, a) = \{x \in \mathcal{U}_\lambda^0 \mid d_{\mathbb{H}}(N(x), v_0) \leq \varepsilon \text{ and } T(x) \geq a\} \cup \{v \in \mathbb{H}^2 \mid d_{\mathbb{H}}(v, v_0) \leq \varepsilon\} .$$

Now we claim that for any compact sets $H \subset \mathcal{U}_\lambda^0$, $K \subset \mathbb{H}^2$, and $\varepsilon, a > 0$ there exists $M > 0$ such that

$$p_0 + tv_0 \in V(v_0; \varepsilon, a)$$

for every $p_0 \in H$, $v_0 \in K$ and $t \geq M$.

Before proving the claim let us show that it implies that the extension of φ defined in the statement of this proposition is continuous. Indeed if p_n is a sequence

in $\mathbb{H}(z_0)$ converging to p_∞ then $v_n = v(p_n)$ is a convergent sequence in \mathbb{H}^2 with limit $v_\infty = v(p_\infty)$. Thus if t_n is any divergent sequence of positive numbers by the claim it follows that $p_n + t_n v_n \rightarrow v_\infty$ in \overline{M}_λ .

Now, let us prove the claim. Let us set $p(t) = p_0 + tv_0$ and denote by $r(t)$, $N(t)$, $T(t)$ the retraction, the Gauss map and the cosmological time computed at $p(t)$. Notice that $T(t) > t + T(0)$ and since p_0 runs in a compact set there exists m that does not depend on p_0 and v_0 such that $T(t) > t + m$.

On the other hand by deriving the identity

$$p(t) = r(t) + T(t)N(t)$$

we obtain

$$v_0 = \dot{p}(t) = \dot{r}(t) + T(t)\dot{N}(t) + \dot{T}(t)N(t) . \quad (4.14)$$

By taking the scalar product with \dot{N} we obtain

$$\langle v_0, \dot{N} \rangle = \langle \dot{r}, \dot{N} \rangle + T \langle \dot{N}, \dot{N} \rangle > 0 .$$

Since $\text{ch}(d_{\mathbb{H}}(v_0, N(t))) = -\langle v_0, N(t) \rangle$, the function

$$t \mapsto d_{\mathbb{H}}(v_0, N(t))$$

is decreasing. Thus there exists a compact set $L \subset \mathbb{H}^2$ such that $N(t) \in L$ for every $p_0 \in H$, $v_0 \in K$, $t > 0$. It follows that there exists a compact set S in \mathbb{X}_0 such that $r(t) \in S$ for every $t > 0$, $p_0 \in H$ and $v_0 \in K$. We can choose a point $q \in \mathbb{X}_0$ such that $S \subset I^+(q)$. Notice that

$$T(t) = \sqrt{-\langle p(t) - r(t), p(t) - r(t) \rangle} \leq \sqrt{-\langle p(t) - q, p(t) - q \rangle} .$$

By using this inequality it is easy to find a constant M (that depends only on H and K) such that

$$T(t) \leq t + M .$$

This inequality can be written in the following way:

$$\int_0^t (\dot{T}(s) - 1) ds \leq M .$$

On the other hand, by using identity (4.14) we have

$$\text{ch } d_{\mathbb{H}}(v_0, N(t)) = -\langle v_0, N(t) \rangle = \dot{T}(t)$$

so $\dot{T} > 1$. It follows that the measure of the set

$$I_\varepsilon = \{s | \dot{T}(s) - 1 > \varepsilon\}$$

is less than M/ε . Since T is concave, I_ε is an interval (if non-empty) of $[0, +\infty)$ with an endpoint at 0. Thus I_ε is contained in $[0, M/\varepsilon]$.

Finally we have proved that for $t > \max(M/\varepsilon, a)$ we have $T(t) > a$ and

$$\text{ch d}_{\mathbb{H}}(v_0, N(t)) = -\langle v_0, N(t) \rangle = \dot{T}(t) \leq 1 + \varepsilon .$$

Thus the claim is proved.

In order to conclude the proof we have to show that φ is proper, and the image is a neighbourhood of $\mathbb{H}^2 = \partial M_\lambda$ in \overline{M}_λ . For the last statement we will show that for every v_0 and $\varepsilon > 0$ there exists $a > 0$ such that $V(v_0; \varepsilon, a) \subset I^+(\mathbb{H}(z_0))$. In fact, since N is proper on level surfaces, there exists a compact set S such that $r(V(v_0; \varepsilon, a))$ is contained in S for every $a > 0$. In particular it is easy to see that there exist constants c, d (depending on v_0 and ε) such that if we take $p \in V(v_0; \varepsilon, a)$ we have

$$\langle p - r(z_0), p - r(z_0) \rangle = -T(p)^2 + cT(p) + d .$$

We can choose a_0 sufficiently large such that if $T(p) > a_0$ then $\langle p - r(z_0), p - r(z_0) \rangle < -T(z_0)$. So $V(v_0; \varepsilon, a) \subset I^+(\mathbb{H}(z_0))$ for $a > a_0$.

Finally we have to prove that if $q_n = \varphi(p_n, t_n)$ converges to a point then p_n is bounded in $\mathbb{H}(z_0)$.

Let us set $p_n(t) = p_n + tv(p_n) = r_n(t) + T_n(t)N_n(t)$. Since $N_n(t_n)$ is compact there exists a compact S such that $r_n(t_n) \in S$. Thus by arguing as above we can find $M > 0$ such that

$$T(q_n) \leq t_n + M .$$

On the other hand we have

$$T(q_n) - t_n > \int_0^{t_n} (-\langle N_n(t), v(p_n) \rangle - 1) ds .$$

Since $-\langle N_n(t), v(p_n) \rangle - 1 = \dot{T}_n - 1$ is a decreasing positive function we have that for every $\varepsilon > 0$

$$0 < -\langle N_n(t), v(p_n) \rangle < 1 + \varepsilon$$

for $t_n \geq t \geq M/\varepsilon$. In particular, for n sufficiently large we have that $\langle N_n(t_n), v(p_n) \rangle < 2$. Thus $v(p_n)$ runs in a compact set. Since $p_n = v(p_n) + r_0$, the conclusion follows.

■

The proof of Theorem 4.4.11 is now complete.

Projective boundary of M_λ We have seen that \overline{M}_λ is homeomorphic to $\mathbb{R}^2 \times [0, +\infty)$. Now let us define $\hat{M}_\lambda = \overline{M}_\lambda \cup \mathcal{U}_\lambda^0(1)$. Clearly \hat{M}_λ is homeomorphic to $\mathbb{R}^2 \times [0, +\infty]$. In this section we will prove that the map $D_\lambda : \overline{M}_\lambda \rightarrow \mathbb{H}^3$ can be extended to a map

$$D_\lambda : \hat{M}_\lambda \rightarrow \overline{\mathbb{H}^3}$$

in such a way that the restriction of D_λ on $\mathcal{U}_\lambda^0(1)$ takes value on $S^2 = \partial\mathbb{H}^3$ and is a C^1 -developing map for a projective structure on $\mathcal{U}_\lambda^0(1)$.

In fact, for a point $p \in \mathcal{U}_\lambda^0(1)$ we know that the image via D_λ of the integral line $(p_t)_{t>1}$ of the gradient of τ is a geodesic ray in \mathbb{H}^2 of infinite length starting at $F_\lambda(N(p))$. Thus, we define $D_\lambda(p)$ to be the end-point in S^2 of such a ray. It is not hard to prove that such an extension is continuous. Moreover, we will prove the following theorem. In the statement we use the lamination $\hat{\lambda}$ on the level surface $\mathcal{U}_\lambda^0(1)$ defined in Section 4.2. Moreover we will widely refer to Section 2.4.

Theorem 4.4.16 *The map $D_\lambda : \mathcal{U}_\lambda^0(1) \rightarrow S^2$ is a local C^1 -conformal map. In particular it is a developing map for a projective structure on $\mathcal{U}(1)$.*

The canonical stratification associated to this projective structure coincides with the stratification induced by the lamination $\hat{\lambda}$ and its Thurston metric coincides with the intrinsic spacelike surface metric k_λ on $\mathcal{U}_\lambda^0(1)$.

Proof : The first part of this theorem is proved just as Theorem 4.4.8. In fact an explicit computation shows that $D_\lambda : \mathcal{U}(1) \rightarrow S^2$ is a C^1 -conformal map if λ is a weighted geodesic. Thus it follows that D_λ is a C^1 -conformal map if λ is a simplicial lamination. Then by using standard approximations we can prove that D_λ is a C^1 -conformal map for any λ . Indeed $\mathcal{U}_\lambda^0(1)$ can be regarded as the graph of a C^1 -function φ_λ defined on the horizontal plane $H = \{x_0 = 0\}$. Moreover if $\lambda_n \rightarrow \lambda$ on a compact set K , then φ_{λ_n} converges to φ_λ on $H(K) = \{x | N(\varphi(x), x) \in K\}$ in C^1 -topology. Thus, by using parameterizations of $\mathcal{U}_{\lambda_n}^0(1)$ given by

$$\sigma_{\lambda_n}(x) = (\varphi_{\lambda_n}(x), x),$$

we obtain maps

$$d_{\lambda_n} : H(K) \rightarrow S^2.$$

The same argument used in Theorem 4.4.8 shows that d_{λ_n} converges to d_λ on $H(K)$ in C^1 -topology. Finally if k_n is the pull-back of k_{λ_n} on $H(K)$, we have that k_n converges on $H(K)$ to the pull-back of k_λ . Since $d_{\lambda_n} : (H, g_n) \rightarrow S^2$ is a conformal map by taking the limit we obtain that d_λ is conformal on $H(K)$.

The proof of the second part of the statement is more difficult. Consider the round disk \mathbb{D}_0 in S_∞^2 such that $\partial\mathbb{D}_0 = \partial\mathbb{H}^2$ that is the infinite boundary of the right half-space bounded by \mathbb{H}^2 in \mathbb{H}^3 . Notice that the retraction $\mathbb{D}_0 \rightarrow \mathbb{H}^2$

is a conformal map (an isometry if we endow \mathbb{D}_0 with its hyperbolic metric). We denote by $\sigma : \mathbb{H}^2 \rightarrow \mathbb{D}_0$ the inverse map. With this notation the map $D_\lambda : \mathcal{U}_\lambda^0(1) \rightarrow S_\infty^2$ can be expressed in the following way:

$$D_\lambda(p) = \hat{B}(p_0, p)\sigma(N(p)) .$$

Now for every point $p \in \mathcal{U}_\lambda^0(1)$ let us consider the round circle $\mathbb{D}_p = \hat{B}(p_0, p)(\mathbb{D}_0)$ and define Δ_p to be the connected component of $D_\lambda^{-1}(\mathbb{D}_p)$ containing p .

We claim that if we consider on \mathbb{D}_p the hyperbolic metric $g_{\mathbb{D}_p}$ then for $q \in \Delta_p$ we have

$$D_\lambda^*(g_{\mathbb{D}_p})(q) = \eta k_\lambda(q)$$

where k_λ is as usual the intrinsic metric of $\mathcal{U}_\lambda^0(1)$ and η is a positive number such that

$$\log \eta > \int_{[N(p), N(q)]} \delta(t) d\mu(t) + a(p, q) . \quad (4.15)$$

where $\delta(t)$ is the distance of $N(q)$ from the piece of λ containing t (that is a point on the geodesic segment $[N(p), N(q)]$) and $a(p, q)$ is defined in the following way: $a(p, q) = 0$ if $N(p) \neq N(q)$ and otherwise $a(p, q) = \langle r(p) - r(q), r(p) - r(q) \rangle^{1/2}$.

Before proving the claim, let us show how it allows to conclude the proof. We have that $D_\lambda : \Delta_p \rightarrow \mathbb{D}_p$ increases the lengths. Thus a classical argument shows that it is a homeomorphism. Since Δ_p contains $F_p = \mathcal{U}_\lambda^0(1) \cap r^{-1}r(p)$ it is a maximal round ball. Notice that on F_p we have $D_\lambda|_{F_p} = \hat{B}(p_0, p) \circ N$. Thus the image of F_p in \mathbb{D}_p is an ideal convex set. Moreover if Δ'_p is the stratum corresponding to Δ_p the same argument shows that $F_p \subset \Delta'_p$ and in particular Δ'_p is the stratum through p .

The map

$$(D_\lambda)_{*,p} : T_p \mathcal{U}_\lambda^0(1) \rightarrow T_{D_\lambda(p)} \mathbb{D}_p$$

is a conformal map, moreover its restriction on $T_p F_p$ is an isometry (with respect to the hyperbolic metric of \mathbb{D}_p). Thus it is an isometry and this shows that k_λ coincides with the Thurston metric.

Finally we have to show that $F_p = \Delta'_p$. If $q \notin F_p$, formula (4.15) implies that

$$(D_\lambda)_{*,q} : T_q \mathcal{U}_\lambda^0(1) \rightarrow T_{D_\lambda(q)} \mathbb{D}_p$$

is not an isometry. Thus Δ_p is different from Δ_q and $q \notin \Delta'_p$.

Now we have to prove the claim. The following lemma gives the estimate we need.

Lemma 4.4.17 *Let l be an oriented geodesic of \mathbb{D}_0 . Denote by $R \in PSL(2, \mathbb{C})$ the positive rotation around the corresponding geodesic of \mathbb{H}^3 with angle α . Take*

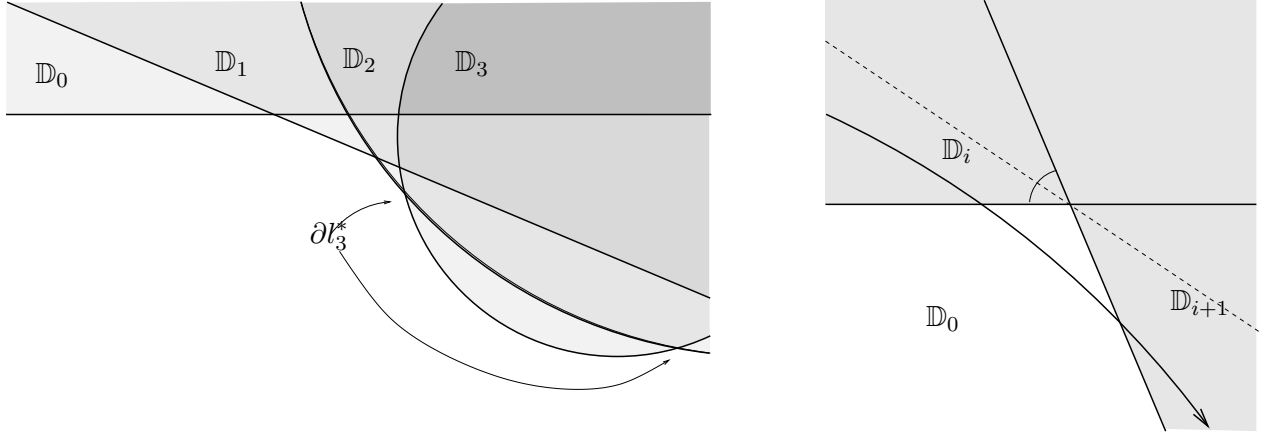


Figure 4.5: On the left it is shown how disks \mathbb{D}_i intersect each other. On the right picture shows that if (4.17) is not verified then (4.16) does not hold.

a point $p \in \mathbb{D}_0$ in the left half-space bounded by l and suppose $R(p) \in \mathbb{D}_0$. Then if g is the hyperbolic metric on \mathbb{D}_0 we have

$$R^*(g)(p) = \eta(p)g(p)$$

where $\eta(p) = (\cos \alpha - \text{sh}(d) \sin \alpha)^{-1} > 0$ where d is the distance from p and l .

Proof : Up to isometries we can identify \mathbb{D}_0 with the half-plane $\{(x, y) | y > 0\}$ in such a way that $l = \{x = 0\}$ is oriented from 0 towards ∞ . In this coordinates we have

$$R(x, y) = (x \cos \alpha - y \sin \alpha, x \sin \alpha + y \cos \alpha) .$$

Since $p = (x, y)$ is in the left half-plane bounded by l then $x < 0$. Moreover as $R(p) \in \mathbb{D}_0$ we have that $|y/x| > \tan \alpha$. Now by an explicit computation we have

$$R^*(g)(p) = \frac{1}{y \cos \alpha + x \sin \alpha} (dx^2 + dy^2)$$

then we see that $\eta(p) = (\cos \alpha - u \sin \alpha)^{-1}$ where $u = |x/y|$. On the other hand a classical hyperbolic formula shows that $|x/y| = \text{sh } d$ where d is the distance of p from l . ■

Let us consider the case when λ is a simplicial lamination. Up to post-composition by an element of $PSL(2, \mathbb{C})$ we can suppose that the point p is the base point so \mathbb{D}_p is \mathbb{D}_0 . Take $q \in \Delta_p$ and consider a path c in Δ_p containing p and q . It is not hard to see that the intersection of every stratum of $\hat{\lambda}$ with Δ_p is convex. Thus we can suppose that c intersects every leaf at most once.

Denote by l_0, l_1, \dots, l_n the leaves intersecting $N(c)$ and let a_0, \dots, a_n be the respective weights with the following modifications. If q lies in a Euclidean band denote by a_n the distance from the component of the boundary of the band that meets c . In the same way if p lies in a Euclidean band a_1 is the distance of p_1 from the component of the boundary hit by c . Finally if p and q lie in the same Euclidean boundary (that is the case when $N(p) = N(q)$) then $n = 1$ and a_1 is the distance between $r(p)$ and $r(q)$ (that is by definition $a(p, q)$).

Let us set $B_i = \exp(a_1 X_1) \circ \dots \circ \exp(a_i X_i)$ where X_i is the standard generator of the rotation around l_i . Notice that $B_n = \hat{B}(p, q)$.

We want to prove that $q \in \mathbb{D}_i = B_i(\mathbb{D}_0)$. In fact we will prove that $\mathbb{D}_i \cap \mathbb{D}_0$ is a decreasing sequence of sets (with respect to the inclusion). By the hypothesis on c we have that $\mathbb{D}_i \cap \mathbb{D}_0 \neq \emptyset$. Moreover if we denote by X_{i+1}^* the standard generator along the geodesic $l_{i+1}^* = B_i(l_{i+1})$ then

$$\exp(t X_{i+1}^*) \mathbb{D}_i \cap \mathbb{D}_0 \neq \emptyset \quad (4.16)$$

for $0 < t < a_{i+1}$ (in fact there exists a point $q' \in c$ lying on the Euclidean band of $\mathcal{U}_\lambda^0(1)$ corresponding to l_{i+1} with distance from the left side equal to t and $D_\lambda(q')$ lies in the intersection (4.16)). Now by induction we can show that

$$\begin{cases} \mathbb{D}_0 \cap \mathbb{D}_{i+1} \subset \mathbb{D}_0 \cap \mathbb{D}_i \\ \text{the component of } \partial \mathbb{D}_i - \partial l_i^* \text{ containing } l_{i+1}^* \text{ does not meet } \mathbb{D}_0 \end{cases} \quad (4.17)$$

Suppose $\mathbb{D}_0 \cap \mathbb{D}_{i+1}$ not to be contained in $\mathbb{D}_0 \cap \mathbb{D}_i$. Since \mathbb{D}_{i+1} is obtained by the rotation along l_{i+1}^* whose end-points are outside \mathbb{D}_0 it is easy to see that there should exist $t_0 < a_{i+1}$ such that $\exp(t_0 X_{i+1}^*) \mathbb{D}_i$ does not intersect \mathbb{D}_0 (see Fig. 4.5).

Let g_i denote the hyperbolic metric on \mathbb{D}_i . We have that $D_\lambda^*(g_n)$ is the intrinsic metric on $\mathcal{U}_\lambda^0(1)$ at q . Moreover we have that

$$g_i(D_\lambda(q)) = \eta_i g_{i+1}(D_\lambda(q))$$

with $\eta_i^{-1} = \cos a_i - u_i \sin a_i$ where $u_i = \text{sh } d_i$ where d_i is the distance of $N(q)$ from l_i . Since $\eta = \prod_{i=0}^{n-1} \eta_i$ we obtain

$$-\log \eta = \sum \log(\cos a_i) + \sum \log(1 - u_i \tan a_i) .$$

Now $\log \cos(a_i) < -a_i^2/2$ and $\log(1 - u_i \tan a_i) > d_i a_i$ so we get

$$\log \eta > \sum d_i a_i + a(p, q) .$$

Now if the lamination is not simplicial and $N(p) \neq N(q)$ by using a sequence of standard approximations we obtain the result. ■

Corollary 4.4.18 *Every level surface $\mathcal{U}_\lambda^0(a)$ is equipped with a projective structure. Moreover, the corresponding Thurston distance is equal to the intrinsic distance up to a scale factor.*

Proof : The map

$$\mathcal{U}_\lambda^0 \ni x \mapsto tx \in \mathcal{U}_{t\lambda}^0$$

rescales the metric by a factor t^2 . Moreover, it takes $\mathcal{U}_\lambda^0(1/t)$ onto $\mathcal{U}_{t\lambda}^0(1)$. ■

4.4.4 Equivariant constructions

Assume that the lamination λ is invariant under the action of a discrete group Γ , that is λ is the lifting of a measured geodesic lamination on the hyperbolic surface $F = \mathbb{H}^2/\Gamma$.

The following lemma, proved in [26], determines the behaviour of the cocycle B_λ under the action of the group Γ .

Lemma 4.4.19 *Let λ be a measured geodesic lamination on \mathbb{H}^2 invariant under the action of Γ . Then if $B_\lambda : \mathbb{H}^2 \times \mathbb{H}^2 \rightarrow PSL(2, \mathbb{C})$ is the cocycle associated to λ we have*

$$B_\lambda(\gamma x, \gamma y) = \gamma \circ B(x, y) \circ \gamma^{-1}$$

for every $\gamma \in \Gamma$. ■

Now if we fix a base point $x_0 \in \mathbb{H}^2$ we can consider the bending map

$$F_\lambda : \mathbb{H}^2 \rightarrow \mathbb{H}^3 .$$

If we define

$$h_\lambda^1(\gamma) = B_\lambda(x_0, \gamma x_0) \circ \gamma \in PSL(2, \mathbb{C})$$

Lemma 4.4.19 implies that $h_\lambda^1 : \Gamma \rightarrow PSL(2, \mathbb{C})$ is a homomorphism. Moreover by definition it follows that F_λ is h_λ^1 -equivariant.

On the other hand we have seen that there exists a homomorphism

$$h_\lambda^0 : \Gamma \rightarrow \text{Isom}_0(\mathbb{X}_0)$$

such that \mathcal{U}_λ^0 is h_λ^0 -invariant and the Gauss map is h_λ^0 -equivariant that is

$$N(h_\lambda^0(\gamma)(p)) = \gamma(N(p)) .$$

By using this fact it is easy to see that

$$\hat{B}_\lambda(h_\lambda^0(\gamma)p, h_\lambda^0(\gamma)q) = \gamma \hat{B}_\lambda(p, q) \gamma^{-1}.$$

hence that

$$\hat{D}_\lambda(h_\lambda^0(\gamma)p) = h_\lambda^1(\gamma)(D_\lambda(p)) .$$

In particular we have that the map \hat{D}_λ is a developing map for a hyperbolic structure on $M_\lambda/h_\lambda^0(\Gamma)$. The completion of such a structure is a manifold with boundary homeomorphic to $F \times [0, +\infty)$. The boundary is isometric to F .

The map $D_\lambda : \mathcal{U}_\lambda^0(1) \rightarrow S^2$ is h_λ^1 -equivariant so it is a developing map for a projective structure on $\mathcal{U}_\lambda^0(1)/\Gamma$.

Notice that given a marking $F \rightarrow \mathcal{U}_\lambda^0(1)/h_\lambda^0(\Gamma)$, by using the flow of the gradient of the cosmological time, we obtain a marking $F \rightarrow \mathcal{U}_\lambda^0(a)/h_\lambda^0(\Gamma)$. Thus we obtain a path in the Teichmüller-like space of projective structures on F and clearly an underlying path of conformal structures in the Teichüller space of F .

Cocompact Γ -invariant case If the group Γ is cocompact, we can relate this construction with the Thurston parametrization of projective structures on a base compact surface S of genus $g \geq 2$. In fact, it is not hard to see that the projective structure on $\mathcal{U}_\lambda^0(1)/h_\lambda^0(\Gamma)$ is simply the structure associated to (Γ, λ) in Thurston parametrization (here we take $S = F$). We have that the conformal structure on $\mathcal{U}_\lambda^0(1)/h_\lambda^0(\Gamma)$ is the *grafting* of \mathbb{H}^2/Γ along λ (see [37, 44]). It follows that the surface $\mathcal{U}_\lambda^0(a)/h_\lambda^0(\Gamma)$ corresponds to $gr_{\lambda/a}(F)$; $a \mapsto [\mathcal{U}_\lambda^0(a)/h_\lambda^0(\Gamma)]$ is a real analytic path in the Teichmüller space \mathcal{T}_g . Such a path has an endpoint in \mathcal{T}_g at F as $a \rightarrow +\infty$ and an end-point in Thurston boundary $\partial\mathcal{T}_g$ corresponding to the lamination λ (or equivalently to the dual tree Σ).

4.5 Flat towards de Sitter Lorentzian geometry

Let us use notations introduced in the previous section. Given a measured geodesic lamination λ on \mathbb{H}^2 we construct a map

$$D^* : \mathcal{U}_\lambda^0(< 1) \rightarrow \mathbb{X}_1$$

that, in a sense, is the map dual to the map D constructed in the previous section. We prove that such a map is C^1 and the pull-back of the de Sitter metric is a rescaling of the flat metric of \mathcal{U}_λ^0 .

4.5.1 Canonical dS rescaling

The idea to construct D^* is very simple. In fact if s is a geodesic integral line of the gradient of cosmological time we know that $s_{>1} = s \cap \mathcal{U}_\lambda^0(> 1)$ is sent by D onto a geodesic ray of \mathbb{H}^3 . We define D^* on $s_{<1}$ in such a way that it parameterizes the dual geodesic ray in \mathbb{X}_1 .

Let us be more precise. Consider the standard inclusion $\mathbb{H}^2 \subset \mathbb{H}^3$. Since \mathbb{H}^2 is

oriented there is a well-defined dual point $v_0 \in \hat{\mathbb{X}}_1$ (that is the positive vector of the normal bundle).

Now let us take the base point $x_0 \in \mathbb{H}^2$ for the bending map and a corresponding point $p_0 \in \mathcal{U}_\lambda^0(1)$. For $p \in \mathcal{U}_\lambda^0$ let us define

$$\begin{aligned} v(p) &= \hat{B}_\lambda(p_0, p)v_0 \in \hat{\mathbb{X}}_1 \\ x(p) &= \hat{B}_\lambda(p_0, p)N(p) = F_\lambda(N(p)) . \end{aligned}$$

Thus let us set

$$D^*(p) = [\text{ch } \tau(p)v(p) + \text{sh } \tau(p)x(p)]$$

where we have put $\tau(p) = \text{arctgh } T(p)$.

Theorem 4.5.1 *The map*

$$D^* : \mathcal{U}_\lambda^0(< 1) \rightarrow \mathbb{X}_1$$

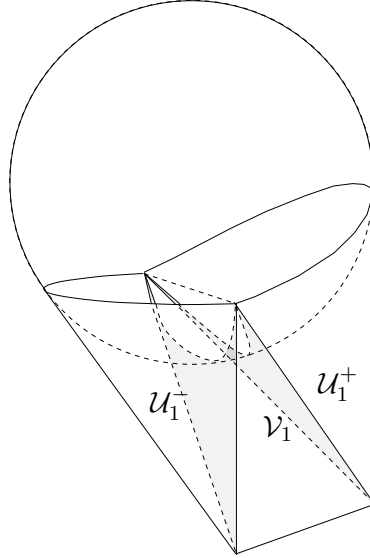
is C^1 -local diffeomorphism. The pull-back of the metric of \mathbb{X}_1 is the rescaling of the metric of $\mathcal{U}_\lambda^0(< 1)$ along the gradient of T with rescaling functions

$$\alpha = \frac{1}{1 - T^2} \quad \beta = \frac{1}{(1 - T^2)^2} . \quad (4.18)$$

Proof: The proof of this theorem is quite similar to the proof of Theorem 4.4.8. In fact by an explicit computation we get the result in the case when λ is a weighted geodesic. Thus the statement of the theorem holds when λ is a simplicial lamination. Moreover by proving the analogous of Lemma 4.4.10 and using standard approximations we obtain the proof of the general case.

We shall explicit describe how to make the computation when the lamination is a weighted geodesic. Then the same argument of Theorem 4.4.10 works in the same way and we omit details.

Let us fix a weighted geodesic (l_0, α_0) with $\alpha_0 < \pi$. We have seen that the image of D_0 is the exterior \mathcal{E}_0 of the convex set bounded by the bent surface $P = P_- \cup \exp(\alpha_0 X)P_+$. Now it is not hard to show that the image of D_0^* is the set of points in \mathbb{X}_1 whose dual plane are contained in \mathcal{E}_0 . In fact, for a point $p \in \mathcal{U}_\lambda^0(< 1)$ the plane dual to $\hat{B}(p_0, p)v_0$ separates the exterior of \mathcal{E}_0 from the plane dual to $D_0^*(p)$. On the other hand if the plane dual $P(v)$ to $v \in \mathbb{X}_0$ is entirely contained in \mathcal{E}_0 then there exists a unique point x' on it and x on $\partial\mathcal{E}_0$ such that the distance between $P(v)$ and $\partial\mathcal{E}_0$ is equal to the distance between x and x' . The geodesic ray c starting from x towards x' is orthogonal to $P(v)$ at x' and the normal plane $Q(v)$ to c at x is a support plane for $\mathbb{H}^3 - \mathcal{E}_0$. Thus, c is the image through D of an integral line of the gradient of CT. The dual geodesic


 Figure 4.6: The domain \mathcal{U}_1 and its decomposition.

ray c^* is contained in the image of D^* . Since $P(v)$ is orthogonal to c at x' we have $v \in c^*$.

Denote by \mathcal{U}_1 the image of D_0^* . For every point $v \in \mathcal{U}_1$ let us set $u(v) \in \mathbb{X}_1$ the dual point of the plane $Q(v)$ defined above. Clearly, $u(v)$ is a point on the boundary of \mathcal{U}_1 and there exists a unique timelike geodesic segment between v and $u(v)$ contained in \mathcal{U}_1 . Notice that the image of u is the set of points dual to planes obtained by rotating \mathbb{H}^2 along l_0 by angle less than α_0 . In particular, it is a geodesic spacelike segment of \mathbb{X}_1 .

Then, let us set $\tau(v)$ the proper time of such a segment. By making computation it is not hard to see that τ is a C^1 -submersion taking values on the whole $(0, +\infty)$. The integral line of the gradient of τ through a point v is the geodesic ray between v and $u(v)$.

Given a point $v \in \mathcal{U}_1$ let $n(v)$ be the intersection of the projective line through v and $u(v)$ with $\partial\mathcal{E}_0$ (by the above discussion it follows that such a point is well-defined). We denote by $\mathcal{U}_1^\pm(a) = n^{-1}(\text{int}(P^\pm)) \cap \mathcal{U}_1(\tau = a)$ and $\mathcal{V}_1 = n^{-1}(l_0)$. Notice that we have

$$\begin{aligned} \mathcal{U}_1^-(a) &= u^{-1}(v_0) \cap \mathcal{U}_1(\tau = a) , \\ \mathcal{V}_1(a) &= u^{-1}([v_0, \exp(\alpha_0 X_0)v_0]) \cap \mathcal{U}_1(\tau = a) , \\ \mathcal{U}_1^+(a) &= u^{-1}(\exp(\alpha_0 X_0)v_0) \cap \mathcal{U}_1(\tau = a) . \end{aligned}$$

It is not hard to show that the map n restricted to $\mathcal{U}_1^\pm(a)$ is a dilatation of a factor $(\text{sh } a)^{-1}$ whereas the map

$$\mathcal{V}_1(a) \ni v \mapsto (u(v), n(v)) \in [v_0, \exp(\alpha_0 X_0)v_0] \times l_0$$

sends the metric on $\mathcal{V}_1(a)$ onto the metric

$$(\operatorname{ch} a)^2 d^2 u + (\operatorname{sh} a)^2 d^2 t$$

where u and t are the natural parameters on $[v_0, \exp(\alpha_0 X_0)v_0]$ and l_0 .

Now denote by δ_a the intrinsic distance on the surface $\mathcal{U}_1(a)$. For every point $v \in \mathcal{U}_1(a)$ denote by $\pi(v)$ the point on $l_a = \partial\mathcal{U}_1^-(a)$ that realizes the distance of l_a from v . Let us fix a point $p_0 \in l_0$ and denote by w_a the point on l_a such that $n(w_a) = p_0$. Then consider the functions

$$\begin{aligned} U(v) &= \delta_{\tau(v)}(v, l_{\tau(v)}) / \operatorname{sh}(\tau(v)) \\ Z(v) &= \delta_{\tau(v)}(\pi(v), w_{\tau(v)}) / \operatorname{sh}(\tau(v)) . \end{aligned}$$

We have that (τ, U, Z) are C^1 -coordinates on \mathcal{U}_1 . Moreover by using coordinates (T, u, ζ) on $\mathcal{U}_0(< 1)$ and (τ, U, Z) on \mathcal{U}_1 we have

$$\begin{aligned} \tau(D_0^*(T, u, \zeta)) &= \operatorname{arctgh}(T) , \\ U(D_0^*(T, u, \zeta)) &= u , \\ Z(D_0^*(T, u, \zeta)) &= \zeta . \end{aligned}$$

Then by making computations in these coordinates it is not hard to obtain that the pull-back of the de Sitter metric on $\mathcal{U}_0(< 1)$ is the rescaling of the flat metric along the gradient of T with rescaling functions

$$\alpha = \frac{1}{1 - T^2} , \quad \beta = \frac{1}{(1 - T^2)^2} .$$

■

Corollary 4.5.2 *The map D^* extends to a continuous map*

$$\mathcal{U}_\lambda^0(\leq 1) \cup \Sigma \rightarrow \mathbb{X}_1 \cup S^2 .$$

Moreover, D^* restricted to $\mathcal{U}_\lambda^0(1)$ coincides with D .

The extension of D^* on $\mathcal{U}_\lambda^0(1)$ follows by construction. On the other hand, we see that the cocycle \hat{B} is induced by a cocycle

$$\overline{B} : \Sigma \times \Sigma \rightarrow \operatorname{SO}^+(3, 1)$$

and D^* can be extended on Σ by put

$$D^*(r) = \overline{B}(r(p_0), r)v_0 .$$

■

Remark 4.5.3 By means of the estimate (4.6) we see that the cocycle

$$\overline{B} : \Sigma \times \Sigma \rightarrow \text{SO}^+(3, 1)$$

is continuous with respect the intrinsic distance d_Σ .

Remark 4.5.4 The above construction allows to identify Σ with the space of maximal round balls of $\mathcal{U}_\lambda^0(1)$.

In what follows, we denote by \mathcal{U}_λ^1 the domain $\mathcal{U}_\lambda^0(< 1)$ endowed with the de Sitter metric induced by D^* .

Proposition 4.5.5 *The cosmological time of \mathcal{U}_λ^1 is*

$$\tau = \text{arctgh}(T).$$

Every level surface $\mathcal{U}_\lambda^1(\tau = a)$ is a Cauchy surface (so \mathcal{U}_λ^1 is globally hyperbolic).

Proof : Let $\gamma : [0, a] \rightarrow \mathcal{U}_\lambda^1$ denote a timelike-path with future end-point p parametrized in Lorentzian arc-length. Now as path in \mathcal{U}_λ^0 we have a decomposition of γ

$$\gamma(t) = r(t) + T(t)N(t) .$$

By computing derivatives we obtain

$$\dot{\gamma} = \dot{r} + T\dot{N} + \dot{T}N$$

so the square of de Sitter norm is

$$-1 = -\frac{\dot{T}^2}{(1 - T^2)^2} + \frac{|\dot{r} + T\dot{N}|^2}{1 - T^2} \quad (4.19)$$

where $|\cdot|$ is the Lorentzian flat norm. It follows that

$$1 < \frac{\dot{T}}{1 - T^2}$$

and integrating we obtain

$$\text{arctgh } T(p) - \text{arctgh } T(0) > a$$

i.e. the de Sitter proper time of γ is less than $\text{arctgh } T(p)$. On the other hand the path $\gamma(t) = r(p) + tN(p)$ for $t \in [0, T(p)]$ has proper time $\text{arctgh } T(p)$ so the cosmological time of \mathcal{U}_λ^1 is

$$\tau = \text{arctgh } T .$$

Now let $\gamma : (a, b) \rightarrow \mathcal{U}^1(\lambda)$ be an inextensible timelike-curve parametrized in Lorentz arc-length such that $\gamma(0) = p$. We want to show that the range of $T(t) = T(\gamma(t))$ is $(0, 1)$.

Suppose $\beta = \sup T(t) < 1$. Since $T(t)$ is increasing then $\beta = \lim_{t \rightarrow b} T(t)$. Then the path

$$c(t) = r(t) + N(t)$$

should be inextensible (otherwise we could extend γ in \mathcal{U}_λ^1). Now we have

$$\dot{c} = \dot{r} + \dot{N}.$$

For $t > 0$ we have $T(t) > T(p) = T_0$ so

$$T_0 |\dot{c}| < |\dot{r} + T \dot{N}|$$

Multiplying by the horizontal rescaling factor we have

$$\frac{T_0}{\sqrt{1-T^2}} |\dot{c}| \leq \frac{|\dot{r} + T \dot{N}|}{\sqrt{1-T^2}}.$$

Since $T(t) < \beta < 1$ it results

$$\frac{T_0}{\sqrt{1-\beta^2}} |\dot{c}| \leq \frac{|\dot{r} + T \dot{N}|}{\sqrt{1-T^2}}.$$

By looking at equation (4.19) we deduce

$$\frac{T_0}{\sqrt{1-\beta^2}} |\dot{c}| \leq \frac{\dot{T}}{1-T^2}.$$

Thus the length of c is bounded. On the other hand since $\mathcal{U}_\lambda^0(1)$ is complete it follows that c is extensible. Thus we have proved that $\sup T(t) = 1$. The same computation applied to $\gamma(a, 0)$ shows that $\inf T(t) = 0$. ■

4.5.2 Equivariant constructions

Suppose λ to be a measured lamination of \mathbb{H}^2 invariant under the action of a group Γ in $PSL(2, \mathbb{R})$. We have seen that there exists an affine deformation of Γ

$$h_\lambda^0 : \Gamma \rightarrow \text{Isom}_0(\mathbb{X}_0)$$

such that \mathcal{U}_λ^0 is $h_\lambda^0(\Gamma)$ -invariant and the Gauss map is h_λ^0 -equivariant. Moreover in the previous section we have constructed a representation

$$h_\lambda^1 : \Gamma \rightarrow PSL(2, \mathbb{C}) = \text{SO}^+(3, 1)$$

such that

$$D \circ h_\lambda^0(\gamma) = h_\lambda^1(\gamma) \circ D \quad \text{for } \gamma \in \Gamma.$$

Now it is straightforward to see that the same holds changing D by D^* .

Cocompact Γ -invariant case When Γ is cocompact, we know that $h_\lambda^0(\Gamma)$ acts properly on \mathcal{U}_λ^0 and the quotient Y_λ is the unique future-complete maximal globally hyperbolic spacetime diffeomorphic to $\mathbb{H}^2/\Gamma \times \mathbb{R}$ with holonomy h_λ^0 . On the other hand $h_\lambda^0(\Gamma)$ acts by isometries on the rescaled spacetime \mathcal{U}_λ^1 . We want to relate this construction with Scannell's classification of de Sitter spacetimes [44].

We have seen that given a projective surface F it is possible to construct a hyperbolic manifold $H(F)$ (the H -hull). Now Scannell makes a dual construction that produces a de Sitter spacetime $U(F)$ homeomorphic to $F \times (0, 1)$ that satisfies the following conditions

1. It is globally hyperbolic.
2. Its developing map extends to a map

$$dev : \tilde{F} \times (0, 1] \mapsto \mathbb{X}_1 \cup \partial\mathbb{H}^3$$

such that the restriction of dev to the slice $F \times \{1\}$ is the developing map for the projective structure on F .

We call $U(F)$ the standard spacetime associated with F . In fact by construction it is not hard to see that $Y_\lambda^1 = \mathcal{U}_\lambda^1/h_\lambda^1(\Gamma)$ is the standard de Sitter space-time associated to $\mathcal{U}_\lambda^0(1)/h_\lambda^0(\Gamma)$ (that we have seen carries a natural projective structure). So by Scannell's classification theorem of de Sitter maximal hyperbolic spacetimes we obtain the following theorem

Theorem 4.5.6 *The correspondence*

$$Y_\lambda \rightarrow Y_\lambda^1$$

induces a bijection between flat maximal globally hyperbolic spacetimes and de Sitter maximal globally hyperbolic spacetimes.

■

Remark 4.5.7 In general we see that the correspondence

$$\mathcal{U}_\lambda^0 \mapsto \mathcal{U}_\lambda^1$$

induces a bijection between regular domains with surjective Gauss map and standard de Sitter spacetime corresponding to projective surface with pleated locus isometric to \mathbb{H}^2 .

4.6 Flat towards Anti de Sitter Lorentzian geometry

The AdS canonical rescaling runs parallel to the WR of Section 4.4. In fact, every spacelike plane P is a copy of \mathbb{H}^2 into the Anti de Sitter space \mathbb{X}_{-1} . So the core of the construction consists in a suitable *bending procedure* of P along any given $\lambda \in \mathcal{ML}(\mathbb{H}^2)$. However, in details there are important differences. Both spacetime and time orientation will play a subtle rôle.

4.6.1 AdS Bending Cocycle

The original idea of bending a spacelike plane in \mathbb{X}_{-1} was already sketched in [38]. We go deeply in studying such a notion and we relate it to the bending cocycle notion of Epstein and Marden.

Let us describe first a *rotation around a spacelike geodesic l* . By definition such a rotation is simply an isometry T which point-wise fixes l . Up to isometries l can be supposed lying on $P_0 = P(Id)$. We know that the dual geodesic l^* is a hyperbolic 1-parameter subgroup.

Lemma 4.6.1 *Let l be a geodesic contained in P_0 and l^* denote its dual line. For $x \in l^*$, the pair $(x, x^{-1}) \in PSL(2, \mathbb{R}) \times PSL(2, \mathbb{R})$ represents a rotation around l . The map*

$$R : l^* \ni x \mapsto (x, x^{-1}) \in PSL(2, \mathbb{R}) \times PSL(2, \mathbb{R})$$

is an isomorphism onto the subgroup of rotations around l .

Proof : First of all, let us show that the map

$$\mathbb{X}_{-1} \ni y \mapsto xyx \in \mathbb{X}_{-1}$$

fixes point-wise l (clearly l is invariant by this transformation because so is l^*). If c is the axis of x in \mathbb{H}^2 , we have seen that l is the set of rotations by π around points in c . Thus it is enough to show that if p is the fixed point of y then

$$xyx(p) = p .$$

If we orient c from the repulsive fixed point of x towards the attractive one, $x(p)$ is obtained by translating p along c in the positive direction, in such a way that $d(p, x(p))$ is the translation length of x . Since y is a rotation by π along p , we have that $yx(p)$ is obtained by translating p along c in the *negative* direction, in such a way $d(p, yx(p)) = d(p, x(p))$. Thus we get $xyx(p) = p$.

Now R is clearly injective. On the other hand, it is not hard to see that the group of rotations around a geodesic has dimension at most 1 (for the differential

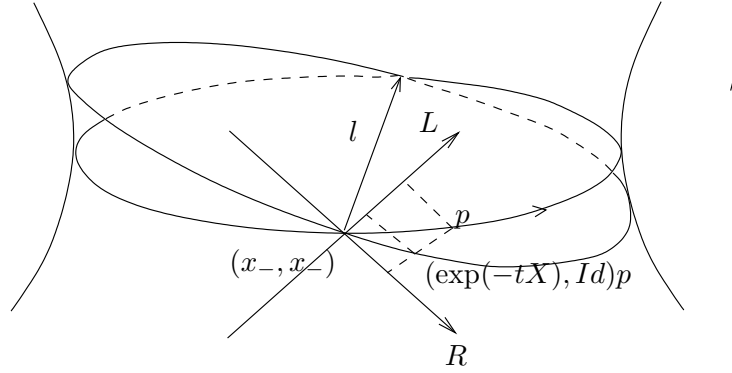


Figure 4.7: $(\exp(-tX), Id)$ rotates planes around l in the positive sense.

of a rotation at $p \in l$ fixes the vector tangent to l at p). Thus R is surjective onto the set of rotations around l . ■

Corollary 4.6.2 *Rotations around a geodesic l act freely and transitively on the dual geodesic l^* . Such action induces an isomorphism between the set of rotations of l and the set of translations of l^* .*

Moreover, by duality, rotations around l act freely and transitively on the set of spacelike planes containing l . Thus, given two spacelike planes P_1, P_2 such that $l \subset P_i$, then there exists a unique rotation $T_{1,2}$ around l such that $T_{1,2}(P_1) = P_2$. ■

Given two spacelike planes P_1, P_2 meeting each other along a geodesic l , we know that the dual points $x_i = x(P_i)$ lie on the geodesic l^* dual to l . Then we define the *angle between P_1 and P_2* as the distance between x_1 and x_2 along l^* . Notice that:

The angle between two spacelike planes is a well-defined number in $(0, +\infty)$.

This is a difference with respect to the hyperbolic case, that will have important consequences on the result of the bending procedure.

Corollary 4.6.3 *An isometry T of \mathbb{X}_{-1} is a rotation around a geodesic if and only if it is represented by a pair (x, y) such that x and y are hyperbolic transformations with the same translation length.*

Given two spacelike planes P_1, P_2 meeting along a geodesic l , let (x, y) be the rotation taking P_1 to P_2 . If τ is the translation length of x , then the angle between P_1 and P_2 is τ .

Proof : Suppose that (x, y) is a pair of hyperbolic transformations with the same translation length. Then there exists $z \in PSL(2, \mathbb{R})$ such that $zyz^{-1} = x^{-1}$.

Hence $(1, z)$ conjugates (x, y) into (x, x^{-1}) . Thus (x, y) is the rotation along the geodesic $(1, z)^{-1}(l)$ where l is the axes of (x, x^{-1}) .

Conversely, if (x, y) is a rotation, it is conjugated to a transformation (z, z^{-1}) with z a hyperbolic element of $PSL(2, \mathbb{R})$. Thus, x and y are hyperbolic transformations with the same translation length.

In order to make the last check, notice that, up to isometry, we can suppose $P_1 = P(Id)$. Thus, if (x, x^{-1}) is the isometry taking P_1 onto P_2 , then the dual points of P_1 and P_2 are Id and x^2 respectively. Now if d is the distance of x^2 from Id there exists a unitary spacelike element $X \in \mathfrak{sl}(2, \mathbb{R})$ such that

$$x^2 = \text{ch } dI + \text{sh } dX$$

Thus we obtain that $\text{tr} x^2 = 2\text{ch } d$. On the other hand we know that $\text{tr} x^2 = 2\text{ch } u/2$ where u is the translation length of x^2 . Since $u = 2\tau$ the conclusion follows. ■

There is a natural definition of positive rotation around an oriented spacelike geodesic l (depending only on the orientations of l and \mathbb{X}_{-1}). Thus, an orientation on the dual line l^* is induced by requiring that positive rotations act by positive translations on l^* .

In particular, if we take an oriented geodesic l in $P(Id)$, and denote by X the infinitesimal generator of positive translations along l then it is not difficult to show that the positive rotations around l are of the form $(\exp(-tX), \exp(tX))$ for $t > 0$. Actually, by looking at the action on the boundary we can easily deduce that both the maps $(\exp(-tX), Id)$ and $(Id, \exp(tX))$ rotate planes through l in the positive direction (see Fig. 4.7).

We can finally define the bending at a measured geodesic lamination. First, take a finite measured geodesic lamination λ of \mathbb{H}^2 . Take a pair of points $x, y \in \mathbb{H}^2$ and enumerate the geodesics in λ that cut the segment $[x, y]$ in the natural way l_1, \dots, l_n . Moreover, we can orient l_i as the boundary of the half-plane containing x . With a little abuse, denote by l_i also the geodesic in $P(Id)$ corresponding to l_i , then let $\beta(x, y)$ be the isometry of \mathbb{X}_{-1} obtained by composition of positive rotations around l_i of angle a_i equal to the weight of l_i . In particular, if X_i denote the unit positive generator of the hyperbolic transformations with axis equal to l_i , then we have

$$\begin{aligned} \beta_\lambda(x, y) &= (\beta_-(x, y), \beta_+(x, y)) \in PSL(2, \mathbb{R}) \times PSL(2, \mathbb{R}) \quad \text{where} \\ \beta_-(x, y) &= \exp(-a_1 X_1/2) \circ \exp(-a_2 X_2/2) \circ \dots \circ \exp(-a_n X_n/2) \\ \beta_+(x, y) &= \exp(a_1 X_1/2) \circ \exp(a_2 X_2/2) \circ \dots \circ \exp(a_n X_n/2) \end{aligned}$$

with the following possible modifications: a_1 is replaced by $a_1/2$ when x lies on l_1 and a_n is replaced by $a_n/2$ when y lies on l_n . The factor $1/2$ in definition of β_\pm arises because the translation length of $\exp tX$ is $2t$.

Notice that β_- and β_+ are the Epstein-Marden cocycles corresponding to the *real-valued* measured laminations $-\lambda$ and λ . Thus, we can define in general a *bending cocycle*

$$\beta_\lambda(x, y) = (\beta_-(x, y), \beta_+(x, y))$$

where β_- and β_+ are the Epstein-Marden cocycles associated to the real-valued measured geodesic laminations $-\lambda$ and λ .

Remark 4.6.4 We stress that the above $-\lambda$ is just obtained from $\lambda = (\mathcal{L}, \mu)$ by taking the *negative-valued* measure $-\mu$. Although this is no longer a measured lamination in the sense of Section 4.1, the construction of [26] does apply. In Section 4.7 (and in the Introduction) we have used the notation $-\lambda$ in a different context and with a different meaning.

The map β_λ verifies the following properties:

1. $\beta_\lambda(x, y) \circ \beta_\lambda(y, z) = \beta_\lambda(x, z)$ for every $x, y, z \in \mathbb{H}^2$ (this means that β_λ is a $PSL(2, \mathbb{R}) \times PSL(2, \mathbb{R})$ -valued cocycle);
2. $\beta_\lambda(x, x) = Id$;
3. β_λ is constant on the strata of the stratification determined by λ .
4. If $\lambda_n \rightarrow \lambda$ on a ε -neighbourhood of the segment $[x, y]$ and $x, y \notin L_W$, then $\beta_{\lambda_n}(x, y) \rightarrow \beta_\lambda(x, y)$.

The following lemma is an immediate consequence of Lemma 3.4.4 (Bunch of geodesics) of [26] applied to real-valued measured geodesic laminations. It gives a useful estimate that is the analogous of that one given in Lemma 4.4.1.

Lemma 4.6.5 *For any compact set K in \mathbb{H}^2 and any $M > 0$, there exists a constant $C > 0$ with the following property. Let $\lambda = (\mathcal{L}, \mu)$ be a measured geodesic lamination of \mathbb{H}^2 such that $\mu^*(\mathcal{N}(K)) < M$. For every $x, y \in K$ and every geodesic line l of \mathcal{L} that cuts $[x, y]$, let X be the unit infinitesimal positive generator of hyperbolic group of axis l and m be the total mass of $[x, y]$. Then we have*

$$||\beta_\lambda(x, y) - (\exp(-m/2X), \exp(m/2X))|| < C m d_{\mathbb{H}}(x, y).$$

(We consider on $PSL(2, \mathbb{R}) \times PSL(2, \mathbb{R})$ the product norm of the norm of $PSL(2, \mathbb{R})$.)

Take a base point x_0 in $P(Id)$. The *bending map* of $P(Id)$ with base point x_0 is simply

$$\varphi_\lambda : P(Id) \ni x \mapsto \beta_\lambda(x_0, x)x.$$

■

Proposition 4.6.6 *The map φ_λ is an isometrical C^0 -embedding of \mathbb{H}^2 into \mathbb{X}_{-1} . The closure of its image in $\overline{\mathbb{X}}_{-1}$ is a closed disk and its boundary is an achronal curve C_λ of $\partial\mathbb{X}_{-1}$. The convex hull \mathcal{K}_λ of C_λ in \mathbb{X}_{-1} has two boundary components: the past and the future boundaries (resp. $\partial_-\mathcal{K}_\lambda$ and $\partial_+\mathcal{K}_\lambda$). The map φ_λ is an isometry of \mathbb{H}^2 onto $\partial_+\mathcal{K}_\lambda$.*

Proof : First we show that φ_λ is a local isometric C^0 -embedding. Lemma 4.6.5 implies that φ_λ is locally Lipschitzian. So, it is sufficient to see that the length of transverse arcs is preserved. Take a rectifiable arc k of \mathbb{H}^2 parameterized in arc length and let μ be the transverse measure on k . We claim that

$$\frac{d}{dt}\varphi_\lambda \circ k(t) = \beta(x_0, k(t))\dot{k}(t)$$

for every t such that $k(t)$ does not lie in the weighted part of λ .

Given such a t_0 , clearly, we can suppose that t_0 lies in a bending line l (the other case being obvious). From the claim it follows that the length of rectifiable arcs is preserved by φ_λ , so it turns to be a local C^0 -embedding.

By Lemma 4.6.5 there exists a constant K such that

$$\|\beta(k(t_0), k(t_0 + \varepsilon)) - (\exp(-m_\varepsilon X_l/2), \exp(m_\varepsilon X_l/2))\| \leq K m_\varepsilon \varepsilon \quad (4.20)$$

where we have put $m_\varepsilon = \mu([k(t_0), k(t_0 + \varepsilon)])$. Now we have

$$\varphi_\lambda(k(t_0 + \varepsilon)) = \beta(x_0, k(t_0))\beta(k(t_0), k(t_0 + \varepsilon))k(t_0 + \varepsilon)$$

so we can write

$$\begin{aligned} & \frac{1}{\varepsilon} (\beta(k(t_0), k(t_0 + \varepsilon))k(t_0 + \varepsilon) - k(t_0)) = \\ & \frac{1}{\varepsilon} (\beta(k(t_0), k(t_0 + \varepsilon)) - (-\exp(-m_\varepsilon X_l/2), \exp(m_\varepsilon X_l/2)))k(t_0 + \varepsilon) + \\ & \frac{1}{\varepsilon} ((-\exp(-m_\varepsilon X_l/2), \exp(m_\varepsilon X_l/2)) - Id)k(t_0 + \varepsilon) + \\ & \frac{1}{\varepsilon} (k(t_0 + \varepsilon) - k(t_0)). \end{aligned}$$

The first term on the right hand tends to 0 because of (4.20) (and the assumption that $k(t_0) \notin L_W$). The second term converges to

$$-\frac{1}{2}(X_l k(t_0) + k(t_0)X_l) = 0$$

because $k(t_0)$ is a fixed point of $(\exp -tX_l, \exp tX_l)$. Finally the last term converges to $\dot{k}(t_0)$. So, we see that $\varphi_\lambda \circ k$ is differentiable at t_0 and its derivative is

$$\beta(x_0, k(t_0))\dot{k}(t_0).$$

Now, by a result proved in [38], a local isometrical embedding of a complete Riemannian surface into \mathbb{X}_{-1} is an isometrical embedding, and the closure of the image in $\overline{\mathbb{X}}_{-1}$ is homeomorphic to a closed disk with an achronal boundary contained in $\partial\mathbb{X}_{-1}$.

Denote by C_λ the boundary of the image of φ_λ . By Lemma 7.5 of [38], we know that there exists a plane P disjoint from C_λ . Thus, we can consider the convex hull \mathcal{K}_λ of C_λ in $\mathbb{R}^3 = \mathbb{P}^3 - P$ (such a set does not depend on the choice of the plane P). Since C_λ is achronal, it is not hard to see that \mathcal{K}_λ is contained in \mathbb{X}_{-1} , and $\partial\mathcal{K}_\lambda \cap \partial\mathbb{X}_{-1} = C_\lambda$. We want to show that the image of φ_λ is $\partial_+\mathcal{K}$. For a point $x \in \mathbb{H}^2$ denote by F_x the stratum through x . We have that $\varphi_\lambda(F_x) = \beta(x_0, x)I(F_x)$. Thus $\varphi_\lambda(F_x)$ is the convex hull of its boundary points. On the other hand, that points are on C_λ and so we have that $\varphi_\lambda(x)$ lies in \mathcal{K}_λ .

Let P_x denote the plane $\beta(x_0, x)(P(Id))$ and Q_x denote the plane dual to $\beta_\lambda(x)$. Clearly P_x and Q_x are disjoint (in fact the dual point of Q_x lies in P_x). Thus $\mathbb{X}_{-1} - (P_x \cup Q_x)$ is the union of two cylinders $C_-(x), C_+(x)$. The closure of $C_-(x)$ has past boundary equal to Q_x , whereas the past boundary of $C_+(x)$ is P_x . Now it is not hard to show that the image of φ_λ is contained in the closure of $C_-(x)$. This is evident if λ is a finite lamination and the general statement follows by an usual approximation argument. It follows that C_λ is contained in $C_-(x)$ and so \mathcal{K}_λ too. Since $\varphi_\lambda(x)$ is in the future boundary of $C_-(x)$, it follows that it is in the future boundary of \mathcal{K}_λ . ■

Let $\mathcal{U} = \mathcal{U}_\lambda^0$ be the flat Lorentzian spacetime corresponding to λ , as in Section 4.2. Just as in the hyperbolic case we want to “lift” the bending cocycle β_λ to a continuous bending cocycle

$$\hat{\beta}_\lambda : \mathcal{U} \times \mathcal{U} \rightarrow PSL(2, \mathbb{R}) \times PSL(2, \mathbb{R}) .$$

By using Lemma 4.6.5 we can prove the analogous of Proposition 4.4.2. The proof is similar so we omit the details.

Proposition 4.6.7 *A determined construction produces a continuous cocycle*

$$\hat{\beta}_\lambda : \mathcal{U}(1) \times \mathcal{U}(1) \rightarrow PSL(2, \mathbb{R}) \times PSL(2, \mathbb{R})$$

such that

$$\hat{\beta}_\lambda(p, q) = \beta_\lambda(N(p), N(q))$$

for p, q such that $N(p)$ and $N(q)$ do not lie on L_W . Moreover, the map $\hat{\beta}_\lambda$ is locally Lipschitzian. For every compact subset K on $\mathcal{U}(1)$, the Lipschitz constant on K depends only on $N(K)$ and on the measure $\mu^*(\mathcal{N}(N(K)))$.

Finally we can extend the cocycle $\hat{\beta}$ on the whole \mathcal{U} by requiring that it is constant along the integral geodesics of the gradient of the cosmological time T . In particular, if we set $r(1, p) = r(p) + N(q) \in \mathcal{U}(1)$, $\hat{\beta}$ satisfies

$$\hat{\beta}(p, q) = \hat{\beta}(r(1, p), r(1, q)).$$

Corollary 4.6.8 *The map*

$$\hat{\beta}_\lambda : \mathcal{U} \times \mathcal{U} \rightarrow PSL(2, \mathbb{R}) \times PSL(2, \mathbb{R})$$

is locally Lipschitzian (with respect to the Euclidean distance on \mathcal{U}). Moreover, the Lipschitz constant on $K \times K$ depends only on $N(K)$, $\mu^(\mathcal{N}(N(K)))$ and the maximum and the minimum of T on K .*

If $\lambda_n \rightarrow \lambda$ on a ε -neighbourhood of a compact set H of \mathbb{H}^2 , then $\hat{\beta}_{\lambda_n}$ converges uniformly to $\hat{\beta}_\lambda$ on $U(H; a, b)$ (that is the set of points in \mathcal{U} sent by Gauss map on H and with cosmological time in the interval $[a, b]$).

4.6.2 Canonical AdS rescaling

In this section we define a map

$$\Delta_\lambda : \mathcal{U}_\lambda^0 \rightarrow \mathbb{X}_{-1}$$

such that the pull-back of the Anti de Sitter metric is a rescaling of the flat metric along the gradient of the cosmological time. A main difference with respect to the WR map of Section 4.4 shall be that the AdS developing map Δ_λ is always an *embedding* onto a determined convex domain \mathcal{P}_λ of \mathbb{X}_{-1} .

The AdS spacetime \mathcal{U}_λ^{-1} We know that the image of φ_λ is a spacelike C^0 -surface. We can consider its *domain of dependence* \mathcal{U}_λ^{-1} , that is the set of points such that every causal curve starting from them intersects the image of φ_λ .

It is possible to characterize \mathcal{U}_λ^{-1} in a quite easy way:

\mathcal{U}_λ^{-1} is the set of points x such that the boundary of the dual plane $P(x)$ does not intersect C_λ .

It is not hard to see that \mathcal{U}_λ^{-1} is a convex set.

Clearly $\partial_+ \mathcal{K}_\lambda$ is contained in \mathcal{U}_λ^{-1} . On the other hand, it is not difficult to show that $\partial_- \mathcal{K}_\lambda$ is contained in the closure of \mathcal{U}_λ^{-1} , and a point $x \in \partial_- \mathcal{K}_\lambda$ does not lie in \mathcal{U}_λ^{-1} if and only if there is a null support plane of \mathcal{K}_λ at x . Since both the boundaries of \mathcal{K}_λ are contained in the closure of \mathcal{U}_λ^{-1} , we have that \mathcal{K}_λ is contained too.

For a point $x \in \partial\mathcal{K}_\lambda$, the dual plane $P(x)$ is disjoint from \mathcal{U}_λ^{-1} . It follows that \mathcal{U}_λ^{-1} does not contain any closed timelike curve. Thus, each component of $\partial\mathcal{K}_\lambda$ is a Cauchy surface, and \mathcal{U}_λ^{-1} is globally hyperbolic.

On the other hand, if we take a support plane for $\partial\mathcal{K}_\lambda$ at x , its dual point is on the boundary of \mathcal{U}_λ^{-1} .

The past-side of \mathcal{U}_λ^{-1} Let us define \mathcal{P}_λ to be the past of the surface $\partial_+\mathcal{K}_\lambda = \varphi_\lambda(\mathbb{H}^2)$ in \mathcal{U}_λ^{-1} .

Take a point $p \in \mathcal{P}_\lambda$ and let $\mathcal{G}^+(p)$ be the set of points related to p by a future-pointing non-spacelike geodesic of length less than $\pi/2$. For every point $q \in \mathcal{G}^+(p)$, there exists a unique timelike geodesic contained in $\mathcal{G}^+(p)$ joining p to q . We define $\tau_p(q)$ the length of such a segment. It is not hard to show that τ_p is a strictly concave function, so its level surfaces are convex from the future. Since $p \in \mathcal{P}_\lambda$, we have that $\mathcal{G}^+(p) \cap \partial_+\mathcal{K}_\lambda$ is a compact disk. So there exists a maximum of τ restricted to such a disk. Since $\partial_+\mathcal{K}_\lambda$ is convex from the past, such a point is unique, and we denote it by $\rho_+(p)$. The plane orthogonal to the segment $[p, \rho_+(p)]$ at $\rho_+(p)$ is a support plane for \mathcal{K}_λ at $\rho_+(p)$. In fact this property characterizes $\rho_+(p)$. We denote by $\rho_-(p)$ the dual point of that plane. We have that p lies on the future-pointing timelike segment joining $\rho_-(p)$ to $\rho_+(p)$.

There is a foliation of \mathcal{P}_λ by timelike geodesics: for every p consider the geodesic $[\rho_-(p), \rho_+(p)]$. Thus we can define the function τ on \mathcal{P}_λ by setting $\tau(p)$ as the proper time of the segment $[\rho_-(p), p]$. By a direct computation, it follows that τ is a C^1 -submersion of \mathcal{P}_λ taking values on $(0, \pi/2)$, and level sets of τ are spacelike surfaces orthogonal to the geodesic foliation (that is obtained by taking the integral line of the gradient of τ). Moreover, the map $\rho_+ : \mathcal{P}_\lambda(\tau = k) \rightarrow \partial_+\mathcal{K}_\lambda$ is Lipschitzian and proper. In particular, the level surfaces are complete so that \mathcal{C}_λ is the boundary of all of them.

The AdS developing map Δ_λ The idea is to find a diffeomorphism from \mathcal{U}_λ^0 to \mathcal{P}_λ which sends the integral lines of the gradient of the cosmological time T of \mathcal{U}_λ^0 onto integral lines of the gradient of τ , and the T -level surfaces onto the τ -level surfaces.

For every $p \in \mathcal{U}_\lambda^0$, we define $x_-(p)$ as the dual point of the plane $\hat{\beta}_\lambda(p_0, p)(P(Id))$, and $x_+(p) = \hat{\beta}_\lambda(p_0, p)(N(p))$. Thus let us choose representatives $\hat{x}_-(p)$ and $\hat{x}_+(p)$ in $\text{SL}(2, \mathbb{R})$ such that the geodesic segment between $\hat{x}_-(p)$ and $\hat{x}_+(p)$, is future directed. Let us set

$$\Delta_\lambda(p) = [\cos \tau(p)\hat{x}_-(p) + \sin \tau(p)\hat{x}_+(p)]$$

where $\tau(p) = \arctan T(p)$.

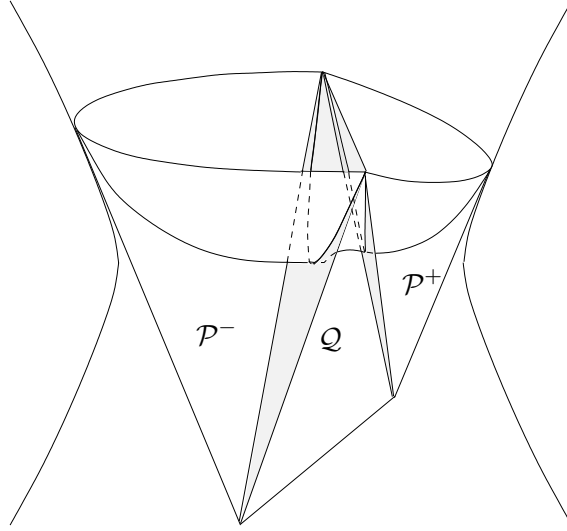


Figure 4.8: The domain \mathcal{P} with its decomposition. Also the surface $\mathcal{P}(a)$ is shown.

Theorem 4.6.9 *The map*

$$\Delta_\lambda : \mathcal{U}_\lambda^0 \rightarrow \mathbb{X}_{-1}$$

is a C^1 -diffeomorphism onto \mathcal{P}_λ . Moreover, the pull-back of the Anti de Sitter metric is equal to the rescaling of the flat Lorentzian metric, directed by the gradient of the cosmological time T , with rescaling functions:

$$\alpha = \frac{1}{1+T^2}, \quad \beta = \frac{1}{(1+T^2)^2}. \quad (4.21)$$

Proof : Clearly Δ_λ is continuous and takes values on \mathcal{P}_λ . Now, for a point $x \in \mathcal{P}_\lambda$, let us set $\rho_+(x)$ and $\rho_-(x)$ as above. We know that there exists $y \in \mathbb{H}^2$ such that $\beta(x_0, y)I(y) = \rho_+(x)$. If y does not lie on L_W , then there exists a unique support plane at $\rho_+(x)$ equal to $\beta(x_0, y)(\mathbb{H}^2)$, and $\rho_-(x)$ is its dual point. Moreover, $N^{-1}(y)$ is a single geodesic c in \mathcal{U}_λ^0 . The image of c through Δ_λ is the geodesic segment between $\rho_-(x)$ and $\rho_+(x)$.

Suppose that $\rho_+(x) \in L_W$. Then there exists a unique point $p \in \mathcal{U}_\lambda^0(1)$ such that $\hat{\beta}(p_0, p)(\mathbb{H}^2)$ is the plane dual to $\rho_-(x)$. Thus, if c denote the integral line of the gradient of T , the image $\Delta_\lambda(c)$ is the geodesic between $\rho_-(x)$ and $\rho_+(x)$. Eventually, Δ_λ is surjective. An analogous argument shows that it is injective.

In order to conclude the proof it is sufficient to analyze the map Δ_λ in the case when λ is a single weighted geodesic. In fact, if we prove the theorem in that case, then the same result will be proved when λ is a finite lamination. Finally, by using standard approximations, we can achieve the proof of the theorem.

Let us set $\lambda = (l_0, a_0)$ and choose a base point $x_0 \in \mathbb{H}^2 - l_0$. The surface $\partial_+ K_\lambda$ is simply the union of two half-planes P_- and P_+ meeting each other along a geodesic

(that, with a little abuse of notation, is denoted by l_0). We can suppose that x_0 is in P_- , and l_0 is oriented as the boundary of P_- . Let u_{\pm} denote the dual points of the planes containing P_{\pm} . Then the image of the map ρ_- is the segment on l_0^* with end-points u_- and u_+ . For $x \in \mathcal{P} = \mathcal{P}_{\lambda_0}$, let $\tau(x)$ denote the Lorentzian length of the segment $[\rho_-(x), x]$. It is not difficult to see that τ is a $(0, \pi/2)$ -valued C^1 -submersion and the gradient of τ at x is a past pointing unit timelike vector tangent to the segment $[\rho_-(p), \rho_+(p)]$. Denote by $\mathcal{P}(a)$ the level surface $\tau^{-1}(a)$. It is a spacelike Cauchy surface. We can consider the decomposition of $\mathcal{P}(a)$ given by

$$\begin{aligned}\mathcal{P}^-(a) &= \mathcal{P}(a) \cap \overline{\rho_+^{-1}(\text{int } P_-)} , \\ \mathcal{Q}(a) &= \mathcal{P}(a) \cap \overline{\rho_+^{-1}(l_0)} , \\ \mathcal{P}^+(a) &= \mathcal{P}(a) \cap \overline{\rho_+^{-1}(\text{int } P_+)} .\end{aligned}$$

It is not hard to show that the map ρ_+ restricted to $\mathcal{P}^{\pm}(a)$ is a dilation of a factor $(\cos a)^{-1}$, whereas the map

$$\mathcal{Q}(a) \ni x \mapsto (\rho_-(x), \rho_+(x)) \in [u_-, u_+] \times l_0$$

sends the metric on $\mathcal{Q}(a)$ onto the metric

$$(\sin a)^2 du + (\cos a)^2 dt$$

where u and t are the natural parameters on $[u_-, u_+]$ and l_0 .

Denote by δ_a the intrinsic distance on the surface $\mathcal{P}(a)$, and by l_a the boundary of $\mathcal{P}^-(a)$. For every point $x \in \mathcal{P}(a)$, denote by $\pi(x)$ the point on l_a that realizes the distance of l_a from x . Let us fix a point $y_0 \in l_0$, and denote by y_a the point on l_a such that $\rho_+(y_a) = y_0$. Then consider the functions

$$\begin{aligned}\sigma(x) &= \varepsilon(x) \delta_{\tau(x)}(x, l_{\tau(x)}) / \sin(\tau(x)) \\ \xi(x) &= \varepsilon(x) \delta_{\tau(x)}(\pi(x), y_{\tau(x)}) / \sin(\tau(x))\end{aligned}$$

where $\varepsilon(x) = -1$ if $x \in \mathcal{P}^-$ and $\varepsilon(x) = 1$ otherwise. The set of functions (τ, σ, ξ) furnishes C^1 -coordinates on \mathcal{P} . Actually it v_0 denote the tangent vector at y_0 of l_0 then it is not hard to see that the induced parametrization is given by formula

$$(\tau, \sigma, \xi) \mapsto \begin{cases} \sin t (\text{ch } \xi (\text{ch } \sigma y_0 + \text{sh } \sigma v_0) + \text{sh } \xi X) + \cos t Id & \text{if } \xi < 0 ; \\ \sin t (\text{ch } \sigma y_0 + \text{sh } \sigma v_0) + \cos t \exp(\xi \tan t X) & \text{if } \xi \in [0, \alpha_0 / \tan t] ; \\ \sin t (\text{ch } \xi (\text{ch } \sigma y_0 + \text{sh } \sigma v_0)) + \cos t \exp(-\alpha_0 X / 2) X + \exp(-\alpha_0 X_0) & \text{otherwise .} \end{cases}$$

By using these coordinates on \mathcal{P} , and coordinates (T, u, ζ) on \mathcal{U}_0 , we have

$$\begin{aligned}\tau(\Delta_0(T, u, \zeta)) &= \arctan(T) \\ \sigma(\Delta_0(T, u, \zeta)) &= u \\ \xi(\Delta_0(T, u, \zeta)) &= \zeta.\end{aligned}$$

Then, by direct computation in these coordinates, it is not hard to obtain that the pull-back on \mathcal{U}_λ^0 of the Anti de Sitter metric is the rescaling of the flat metric, directed by the gradient of T , with rescaling functions

$$\alpha = \frac{1}{1+T^2}, \quad \beta = \frac{1}{(1+T^2)^2}.$$

With a bit abuse of notation, we denote by \mathcal{P}_λ also the domain \mathcal{U}_λ^0 endowed with the Anti de Sitter metric induced by Δ_λ . We know that \mathcal{P}_λ is globally hyperbolic and the level surfaces $\mathcal{U}_\lambda^0(a) = \mathcal{P}_\lambda(\tau = \arctan a)$ are Cauchy surfaces. By using the argument of Proposition 4.5.5 we can easily compute the cosmological time on \mathcal{P}_λ . ■

Corollary 4.6.10 *The function*

$$\tau = \arctan(T)$$

is the cosmological time on \mathcal{P}_λ . The initial singularities of \mathcal{U}_λ^0 and \mathcal{P}_λ coincide. ■

AdS towards hyperbolic geometry By composing Δ^{-1} with the WR constructed in Section 4.4, we obtain a WR defined on $\mathcal{U}_\lambda^{-1}([\pi/4, \pi/2]) \subset \mathcal{P}_\lambda$, directed by the gradient of the cosmological time τ . Moreover, this WR extends continuously to the closure of $\mathcal{U}_\lambda^{-1}([\pi/4, \pi/2])$, producing a local homeomorphism onto the completion \overline{M}_λ of the hyperbolic manifold M_λ . In particular, this gives us a local isometry of the surface $\partial_+ \mathcal{K}_\lambda$ onto the hyperbolic boundary of \overline{M}_λ , which preserves the respective bending loci.

4.6.3 AdS $\mathcal{ML}(\mathbb{H}^2)$ - spacetimes

Recall that the flat $\mathcal{ML}(\mathbb{H}^2)$ -spacetimes \mathcal{U}_λ^0 are characterized as the flat regular domains in \mathbb{X}_0 with surjective Gauss map. In this section we want to characterize the Anti de Sitter spacetimes \mathcal{U}_λ^{-1} , arising by performing the above canonical rescaling $\mathcal{U}_\lambda^0 \rightarrow \mathcal{P}_\lambda \subset \mathcal{U}_\lambda^{-1}$.

Let us recall first some general facts that will be discussed more diffusely in Chapter 6. Take a globally hyperbolic Anti de Sitter spacetime M with a *complete* spacelike Cauchy surface S , and suppose S to be simply connected. Then the restriction to S of a developing map d of M is an embedding onto a spacelike surface of \mathbb{X}_{-1} , and its closure in $\overline{\mathbb{X}}_{-1}$ topologically is a closed disk. In particular, its boundary, say c , is a achronal curve on the boundary of \mathbb{X}_{-1} . Denote by $\hat{M} \subset \mathbb{X}_{-1}$ the domain of dependence of $d(S)$. It is not hard to see that $d(M)$

is contained in \hat{M} . Moreover, the uniqueness of the maximal extension ensures that d is an embedding of M into \hat{M} . Thus \hat{M} is a maximal globally hyperbolic spacetime such that $\hat{M} \cap \partial\mathbb{X}_{-1} = C$. Moreover, \hat{M} is determined by C . In fact a point $x \in \mathbb{X}_{-1}$ lies in \hat{M} if and only if the boundary of its dual plane does not intersect C .

Take now a nowhere timelike curve C in the boundary of \mathbb{X}_{-1} and denote \hat{M} the maximal globally hyperbolic spacetime determined by C as above. Denote by \mathcal{K} the convex hull of C in \mathbb{X}_{-1} . For every point in the interior of \mathcal{K} , its dual plane does not intersect C . Thus the interior of \mathcal{K} is contained in \hat{M} . This is called the *convex core* of the AdS spacetime \hat{M} . The boundary of \mathcal{K} in \mathbb{X}_{-1} has two connected components, the *past boundary* $\partial_- \mathcal{K}$ and the *future boundary* $\partial_+ \mathcal{K}$. The past of the future boundary of \mathcal{K} in \hat{M} is called the *past side* of \hat{M} .

In general $\partial_+ \mathcal{K}$ is an achronal surface. We say that it is spacelike if every support plane of \mathcal{K} touching $\partial_+ \mathcal{K}$ is spacelike. In this case we have that there exists an intrinsic distance defined on $\partial_+ \mathcal{K}$. In fact, since $\partial_+ \mathcal{K}$ is the boundary of a convex set, then given $x, y \in \partial_+ \mathcal{K}$, there exists a Lipschitzian path k joining x to y (Lipschitzian with respect to the Euclidean distance on \mathbb{X}_{-1}). Moreover, the speed of k at t is defined for almost all t and lies on a support plane of $\partial_+ \mathcal{K}$ at $k(t)$ (so it is a spacelike vector). We can define the length of k , and by consequence an intrinsic distance on $\partial_+ \mathcal{K}$, by setting $\delta(x, y)$ the infimum of the Lipschitzian path joining x to y . By using that $\partial_+ \mathcal{K}$ is spacelike, it is not difficult to see that δ is locally equivalent to the Euclidean distance.

We can finally state the characterization of $\mathcal{ML}(\mathbb{H}^2)$ - AdS spacetimes.

Theorem 4.6.11 *The canonical rescaling (Theorem 4.6.9) produces a bijection $\mathcal{U}_\lambda^0 \leftrightarrow \mathcal{U}_\lambda^{-1}$ between the isometry classes of regular domains with surjective Gauss map and the isometry classes of maximal globally hyperbolic Anti de Sitter spacetimes with complete spacelike future convex-core boundary. Moreover this last coincides with the $\pi/2$ -level surface of the cosmological time of \mathcal{U}_λ^{-1} .*

The theorem will follow from the following proposition

Proposition 4.6.12 *If a point $x \in \partial_+ \mathcal{K}$ is touched only by spacelike support planes, then $\partial_+ \mathcal{K}$ is locally C^0 -isometric to \mathbb{H}^2 at x . If $\partial_+ \mathcal{K}$ is a spacelike complete surface, then there exists a measured geodesic lamination λ on \mathbb{H}^2 such that φ_λ realizes an isometry between \mathbb{H}^2 and $\partial_+ \mathcal{K}$.*

Proof: Fix a point $x \in \partial_+ \mathcal{K}$ touched only by spacelike planes. Then there exists a neighbourhood of x in $\partial_+ \mathcal{K}$ touched only by spacelike planes. Let c be a small arc in $\partial_+ \mathcal{K}$ containing x that intersects every bending line in at most one point and every face in a subarc. Take a dense sequence x_n on c such that $x_1 = x$, and for every n choose a support plane P_n of $\partial_+ \mathcal{K}$ at x_n . For every n let S_n be the future boundary of the domain obtained intersecting the past of P_i in

$\mathbb{X}_{-1} \setminus P(x)$ for $i = 1 \dots n$. It is easy to see that S_n is a finitely bent surface. In fact if x_i, x_j, x_k is an ordered set of points on c then it is easy to see that $P_i \cap P_j$ and $P_j \cap P_k$ are geodesics of P_j (if non-empty) that are separated by the face (or bending line) $P_j \cap \partial_+ \mathcal{K}$.

Now for any n we can choose an isometry $J_n : S_n \rightarrow \mathbb{H}^2$ that is constant on $\partial_+ \mathcal{K} \cap P_1$. Moreover the bending locus on S_n produces a measured geodesic lamination $\lambda_n = (\mathcal{L}_n, \mu_n)$ on \mathbb{H}^2 .

We claim that for every geodesic arc k the total mass α_n of k with respect to μ_n is a decreasing function. The claim follows from Lemma 4.6.13 that is the strictly analogous of Lemma 1.10.1 (Three planes) of [26]. We postpone the proof of the Lemma (and the claim) at the end of this proof.

By the claim we see that λ_n converges to a measured geodesic lamination λ on \mathbb{H}^2 . In particular, the bending map φ_{λ_n} converges to φ_λ .

Since φ_{λ_n} is the inverse of J_n we see that $\varphi_\lambda(\mathbb{H}^2)$ contains all the faces and the bending lines of $\partial_+ \mathcal{K}$ passing through c . The union of all this strata is a neighbourhood U of $\partial_+ \mathcal{K}$, and we have proved there exists an open set V on \mathbb{H}^2 such that $\varphi_\lambda(V) = U$. By Proposition 4.6.6 we know that φ_λ is an isometry.

If $\partial_+ \mathcal{K}$ is complete it follows that it is isometric to \mathbb{H}^2 . Moreover the bending locus gives rise to a lamination \mathcal{L} of \mathbb{H}^2 . By the above arguments there exists a covering $\{U_i\}$ of \mathbb{H}^2 and a transverse measure on $\lambda|_{U_i}$ such that $I|_{U_i} = \varphi|_{(\mathcal{L}_i, \mu_i)}$. Such measures glue together in a transverse measure on \mathcal{L} . It follows that $\partial_+ \mathcal{K}$ is obtained by bending \mathbb{H}^2 along φ_λ

■

Lemma 4.6.13 *Let P_1, P_2, P_3 be three spacelike planes in \mathbb{X}_{-1} without a common point of intersection, such that any two intersect transversely. Suppose that there exists a spacelike plane between P_2 and P_3 that does not intersect P_1 . Then the sum of the angles between P_1 and P_2 and P_1 and P_3 is less than the angle between P_2 and P_3 .*

Proof of Lemma 4.6.13: Denote by x_i the dual point of P_i . The hypothesis implies that segment between x_i and x_j is spacelike, but the plane containing x_1, x_2 and x_3 is non-spacelike. The existence of a plane between P_2 and P_3 implies that every non-spacelike geodesic starting at x_1 meets the segment $[x_2, x_3]$. Thus there exists a point $u \in [x_2, x_3]$ and a unit timelike vector $v \in T_u \mathbb{X}_{-1}$ orthogonal to $[x_2, x_3]$, such that $x_1 = \exp_u(tv)$. Choose a lift of $[x_2, x_3]$, say $[\hat{x}_2, \hat{x}_3]$, on $SL(2, \mathbb{R})$ and denote by \hat{u} the lift of u on that segment. Denote by l_1 (resp. l_2, l_3) the length of the segment $[x_2, x_3]$ (resp. $[x_1, x_3], [x_1, x_2]$). We have that

$$\text{ch } l_i = |\langle \hat{x}_j, \hat{x}_k \rangle|$$

where $\{i, j, k\} = \{1, 2, 3\}$. Now we have that $\hat{x}_1 = \cos t \hat{u} + \sin t \hat{v}$ so that

$|\langle \hat{x}_1, \hat{x}_i \rangle| = \cos t |\langle \hat{u}, \hat{x}_i \rangle|$. Hence

$$\operatorname{ch} l_2 < \operatorname{ch} l'_2 \quad \operatorname{ch} l_3 < \operatorname{ch} l'_3$$

where l'_2 and l'_3 are the length of $[x_2, u]$ and $[x_3, u]$. Finally we have $l_2 + l_3 < l'_2 + l'_3 = l_1$. ■

4.6.4 Equivariant rescaling

Assume that $\lambda \in \mathcal{ML}(\mathbb{H}^2)$ is invariant under the action of a group $\Gamma < PSL(2, \mathbb{R})$ acting freely and properly discontinuously on \mathbb{H}^2 . That is, λ is the pull-back of a measured geodesic lamination on the hyperbolic surface $F = \mathbb{H}^2/\Gamma$. Denote by $\beta = (\beta_-, \beta_+)$ the $PSL(2, \mathbb{R}) \times PSL(2, \mathbb{R})$ -cocycle associated to λ . The cocycles β_- and β_+ can be used to construct representations of Γ into $PSL(2, \mathbb{R})$. In fact, if we choose a base point $x_0 \in \mathbb{H}^2$, we can define

$$h_-(\gamma) = \beta_-(x_0, \gamma x_0) \circ \gamma, \quad h_+(\gamma) = \beta_+(x_0, \gamma x_0) \circ \gamma.$$

By using the bending rule it is quite easy to check that h_- and h_+ are representations, and that the respective conjugacy classes do not depend on the choice of the base point. If we consider the product representation $h_\lambda^{-1} = (h_-, h_+)$ taking values into $PSL(2, \mathbb{R}) \times PSL(2, \mathbb{R})$, then the bending map φ_λ is clearly h_λ^{-1} -equivariant (the same base point is used to define both the bending map and the representation h_λ^{-1}).

It follows that the domain \mathcal{U}_λ^{-1} is preserved by the action of Γ on \mathbb{X}_{-1} induced by h_λ^{-1} . Moreover, as the image of φ_λ is a Cauchy surface of \mathcal{U}_λ^{-1} , the action of Γ on that domain is proper and free and the quotient is a maximal globally hyperbolic spacetime homeomorphic to $F \times \mathbb{R}$.

Recall that a representation h_λ^0 of Γ into the isometry group of Minkowski space \mathbb{X}_0 is defined in such a way that the domain \mathcal{U}_λ^0 is invariant by h_λ^0 . Notice that by construction the rescaling developing map

$$\Delta_\lambda : \mathcal{U}_\lambda^0 \rightarrow \mathbb{X}_{-1}$$

satisfies the following condition

$$\Delta_\lambda \circ h_\lambda^0(\gamma) = h_\lambda^{-1}(\gamma) \circ \Delta_\lambda.$$

In particular, the rescaling on $\mathcal{U}_\lambda^0/h_\lambda^0(\Gamma)$, directed by the gradient of the cosmological time T , with rescaling functions

$$\alpha = \frac{1}{1 + T^2}, \quad \beta = \frac{1}{(1 + T^2)^2}$$

makes it isometric to the past side of $\mathcal{U}_\lambda^{-1}/h_\lambda^{-1}(\Gamma)$.

4.6.5 Earthquakes and AdS bending

In this section we want to study more closely the boundary curve C_λ that determines a given AdS $\mathcal{ML}(\mathbb{H}^2)$ -spacetime.

Mess discovered in [38] a deep relationship between the classification of AdS globally hyperbolic spacetimes with compact Cauchy surfaces and Thurston's *Earthquakes Theorem* [49], that we are going to summarize.

First recall that, with the notations of the present paper, $\lambda \in \mathcal{ML}(\mathbb{H}^2)$ produces a *left earthquake* (having λ as shearing lamination) if the map

$$\mathcal{E} : \mathbb{H}^2 \ni x \mapsto \beta_+(x_0, x)x \in \mathbb{H}^2$$

is bijective, and, in this case, there exists a unique continuous extension on $S_\infty^1 = \partial\mathbb{H}^2$ that is a homeomorphism. Similarly for the *right earthquake*.

Assume now that λ is invariant under the action of a cocompact Fuchsian group Γ . Then:

(1) Representations h_- and h_+ introduced in the above Section are cocompact Fuchsian representations of the same genus of Γ . Moreover, all ordered pairs (h_-, h_+) of cocompact Fuchsian representations of a given genus $g \geq 2$ arise in this way ([38]). It is well known that there is an orientation preserving homeomorphism of $\overline{\mathbb{H}^2} = \mathbb{H}^2 \cup S_\infty^1$ which conjugates the action of h_- on $\overline{\mathbb{H}^2}$ with the one of h_+ . Let us denote by u its restriction to S_∞^1 .

(2) Thurston proved [49] that there exists a unique h_- -invariant $\lambda' \in \mathcal{ML}(\mathbb{H}^2)$ such that h_+ is given by the left earthquake produced by λ' , and this last continuously extends to S_∞^1 by u .

(3) In [38], it is proved that λ is the image of $\lambda'/2 = (\mathcal{L}', \mu'/2)$ via the left earthquake produced by $\lambda'/2$, and the boundary curve C_λ coincides with the graph of u . Similar results hold for the unique right earthquake from h_+ to h_- . This implies, in particular that λ itself generates both left and right earthquakes, but this is not a surprise in this case as it is a fact that any cocompact Γ -invariant lamination produces earthquakes.

Similar facts hold, for instance, when Γ is not necessarily cocompact, but λ is the pull-back of a measured geodesic lamination on $F = \mathbb{H}^2/\Gamma$ with *compact support*.

One might wonder the generalization of the above results to the full range of application of Thurston's Earthquake theorem, *i.e.* considering arbitrary orientation preserving homeomorphisms of \mathbb{H}^2 that continuously extend by homeomorphisms, say u , of the boundary S_∞^1 , as in the above point (1).

We are going to see that this is *not* exactly the case.

First we characterize the spacetimes \mathcal{U}_λ^{-1} such that the corresponding curve at infinity C_λ is the graph of a homeomorphism (recovering in particular the cocompact case): this happens iff λ produces earthquakes. In general, C_λ is just an achronal curve (see also the examples in Section 4.9).

Later we will show examples of homeomorphism u of S^1 , such that their graphs are *not* C_λ for any \mathcal{U}_λ^{-1} (that is such a graph is associated to AdS spacetimes of more general type that we will consider in Chapter 6). In other words, we show a lamination λ' that produces a left earthquake, but such that $\lambda'/2$ does *not*.

Theorem 4.6.14 *Let $\lambda \in \mathcal{ML}(\mathbb{H}^2)$. Then the following are equivalent statements:*

1. *The curve C_λ is the graph of a homeomorphism of S_∞^1 .*
2. *Both left and right earthquakes with shearing locus equal to λ are well-defined.*

Proof : If λ is a finite lamination and \mathcal{E}_L and \mathcal{E}_R denote the left and right earthquake along λ , it is not hard to see that

$$C_\lambda = \{(\mathcal{E}_R(x), \mathcal{E}_L(x)) | x \in S^1\}.$$

In particular, if λ' is the image of λ through \mathcal{E}_R , we have that C_λ is the graph of a left-earthquake with shearing lamination equal to $2\lambda'$.

Suppose now that left and right earthquakes along λ are well defined. Let $\Delta \subset S_\infty^1$ denote the set of points that are in the boundary of some piece of λ . Then it is easy to see that the set

$$\{(\mathcal{E}_R(x), \mathcal{E}_L(x)) | x \in \Delta\}$$

is contained in C_λ . On the other hand, the closure of this set is

$$C = \{(\mathcal{E}_R(x), \mathcal{E}_L(x)) | x \in S_\infty^1\}$$

that is the graph of a homeomorphism of S_∞^1 . We can deduce that $C_\lambda = C$ and one implication is proved.

Conversely, suppose that C_λ is the graph of a homeomorphism u . There exists a left earthquake \mathcal{E} along λ' such that $\mathcal{E}|_{S^1} = u$. On the other hand we can approximate \mathcal{E} by a sequence of left simple earthquakes \mathcal{E}_n with shearing lamination equal to λ'_n . Denote by λ_n the image of the lamination $\lambda'_n/2$ through the left earthquake with shearing lamination equal to $\lambda'_n/2$.

If C_n is the graph of the homeomorphism $u_n = \mathcal{E}_n|_{S^1}$, the future boundary of the convex hull \mathcal{K}_n of C_n is obtained by bending \mathbb{H}^2 along λ_n . It is not hard to see that $u_n = \mathcal{E}_n|_{S^1}$ converges to u at least on a dense subset given by points in the boundary of pieces of λ' . Thus, C_n converges to C_λ in the Hausdorff topology of $\overline{\mathbb{X}}_{-1}$. Therefore, \mathcal{K}_n converges to \mathcal{K}_λ in the Hausdorff topology. It follows that λ_n converges to λ . Since λ_n is a convergent sequence, it follows that $\lambda'/2$ gives rise to a left earthquake and the image of $\lambda'/2$ is λ . Thus λ gives rise to a right earthquake. Moreover, since the left earthquake along λ' is defined, we have that the left earthquake along λ exists.

■

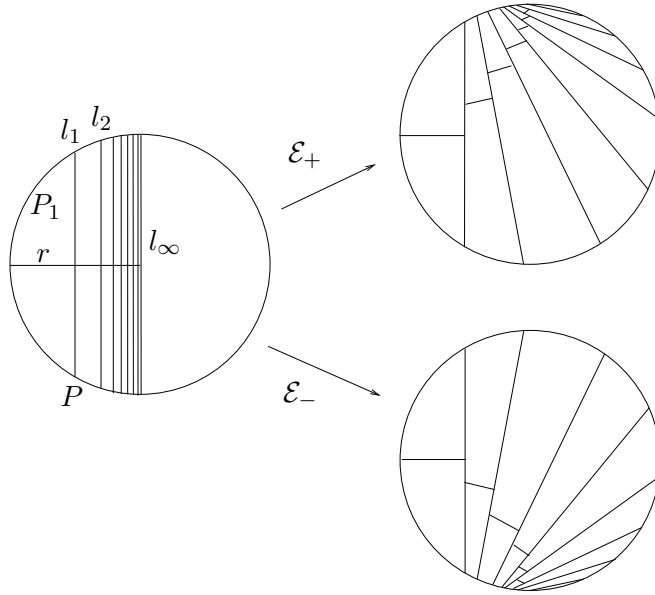


Figure 4.9: The maps \mathcal{E}_\pm are injective. Since the geodesic l_∞ escapes to infinity then they are also surjective.

Corollary 4.6.15 *If C_λ is the graph of a homeomorphism, then*

$$C_\lambda = \{(\mathcal{E}_R(x), \mathcal{E}_L(x)) | x \in S_\infty^1\}.$$

■

Example 4.6.16 We will make an example of a homeomorphism u of S_∞^1 such that the future boundary of the convex core of its graph c is not a complete surface. In this way we will show an example of a homeomorphism such that its domain of dependence is not \mathcal{U}_λ^{-1} for any $\lambda \in \mathcal{ML}(\mathbb{H}^2)$.

Take a geodesic ray r in \mathbb{H}^2 starting from x_∞ and denote by x_n the point on the ray such that $d_{\mathbb{H}}(x_\infty, x_n) = 1/n$. Let l_n (resp. l_∞) be the geodesic through x_n (resp. x_∞) orthogonal to r and P_n be the half-plane bounded by l_n that does not contain x_∞ . Finally let P be the half-plane bounded by l_∞ containing all P_n 's. Orient l_n as boundary of P_n and denote by X_n the generator of the positive translation along l_n . Fix a point $x_0 \in P_1$. For every $x \in P$ the geodesic ray between x_0 and x meets only a finite number of l_i , say l_1, \dots, l_n . Then define

$$\begin{aligned} \beta_\pm(x) &= \exp(\pm X_1) \circ \exp(\pm X_2) \circ \dots \circ \exp(\pm X_n) \\ \mathcal{E}_\pm(x) &= \beta_\pm(x)x. \end{aligned}$$

It is not hard to see that \mathcal{E}_\pm are injective functions that extend in a natural way to functions $\partial_\infty P \rightarrow S_\infty^1$. Moreover even if \mathcal{E}_\pm are not continuous their extension

on the boundary are continuous. Now we claim that \mathcal{E}_\pm is surjective. The claim implies that the restriction of \mathcal{E}_\pm on $\partial_\infty P - \partial_\infty l_\infty$ is injective and sends the end-points of l_∞ on the same point. Now the map

$$f : P \ni x \mapsto (\beta_-(x), \beta_+(x))I(x)$$

(where $I : \mathbb{H}^2 \rightarrow P(Id)$ is the standard embedding) is an isometry onto the future boundary of the convex core of the curve

$$C = \{(\mathcal{E}_-(x), \mathcal{E}_+(x)) | x \in \partial_\infty P\}$$

that is a graph of a homeomorphism. Since P is not complete so is that boundary component.

Now let us sketch the proof of claim. If we set $g_n = \exp X_1 \circ \dots \circ \exp X_n$ we have to prove that the sequence of geodesics $g_n(l_\infty)$ is divergent. Now the following facts hold

1. g_n is a hyperbolic transformation and its axis is contained in $P - P_n$.
2. The translation length of g_n is greater than n (see Lemma 6.4.24).
3. The distance of l_∞ from the axis of g_n is greater than $1/n$.

If z_n denotes the point on the axis of g_n that realizes the distance from l_∞ , facts 2. and 3. imply that the distance of $g_n(l_\infty)$ from z_n tends to $+\infty$. By point 1. we have that z_n runs in a compact set and this imply that $g_n(l_\infty)$ is divergent.

We want to remark that $\bigcup \mathcal{E}_\pm(l_i)$ are simplicial geodesic laminations \mathcal{L}_\pm of \mathbb{H}^2 . If we consider the weight 1 on every leaf of \mathcal{L}_- we have a measured geodesic lamination λ_- that in a sense the image of the initial “lamination”. Notice that λ_- does not produce earthquake whereas $2\lambda_-$ gives rise to the earthquake such that C is the graph of its extension on the boundary.

4.6.6 T -symmetry

Let $(\mathcal{U}_\lambda^{-1})^*$ be the AdS spacetime obtained by reversing the time orientation. It is not hard to verify that the effect on the holonomy representation is just of exchanging

$$(h_-, h_+) \leftrightarrow (h_+, h_-) .$$

When λ is invariant for a cocompact Fuchsian group Γ , it follows from the results of the previous Section, that also $(\mathcal{U}_\lambda^{-1})^*$ is a AdS $\mathcal{ML}(\mathbb{H}^2)$ -spacetime. More precisely

$$(\mathcal{U}_\lambda^{-1})^* = \mathcal{U}_{\lambda^*}^{-1}$$

where λ^* is the bending lamination of the past boundary of \mathcal{K}_λ . If $(\lambda^*)'$ produces a right earthquake conjugating h_- to h_+ then λ^* is the image of $(\lambda^*)'/2$ via the earthquake along $(\lambda^*)'/2$.

So cocompact Γ -invariant AdS $\mathcal{ML}(\mathbb{H}^2)$ -spacetimes are invariant for this *T-symmetry*. The same fact holds, for instance, when Γ is not necessarily cocompact, but we consider laminations with compact support on the quotient hyperbolic surface.

On the other hand, the *T-symmetry* is broken for general AdS $\mathcal{ML}(\mathbb{H}^2)$ -spacetimes. In other words, although the past boundary $\partial_- \mathcal{K}$ and the future boundary $\partial_+ \mathcal{K}$ of the convex core share the same boundary curve C_λ , it actually happens that $\partial_- \mathcal{K}$ is *not* complete, that is $(\mathcal{U}_\lambda^{-1})^*$ is *not* a AdS $\mathcal{ML}(\mathbb{H}^2)$ -spacetime. In Section 4.9 we show some simple examples illustrating such *broken T-symmetry*.

4.7 Moving along a ray of laminations

In this section we fix a measured geodesic lamination λ of \mathbb{H}^2 , invariant under a group $\Gamma < \text{Isom}^+(\mathbb{H}^2)$ that acts freely and properly on \mathbb{H}^2 (possibly $\Gamma = \{Id\}$). Let us put $F = \mathbb{H}^2/\Gamma$.

The ray of (Γ -invariant) measured laminations determined by λ is given by $t\lambda = (\mathcal{L}, t\mu)$, $t \geq 0$. So we have 1-parameter families of $\mathcal{ML}(\mathbb{H}^2)$ -spacetimes $\hat{\mathcal{U}}_{t\lambda}^\kappa$, of constant curvature $\kappa \in \{0, 1, -1\}$, diffeomorphic to $F \times \mathbb{R}_+$, having as universal covering $\mathcal{U}_{t\lambda}^\kappa$. We have also a family of hyperbolic 3-manifolds $M_{t\lambda}$, obtained via WR. $\hat{\mathcal{P}}_{t\lambda}$ is contained in $\hat{\mathcal{U}}_{t\lambda}^{-1}$ and is the image of the canonical rescaling of $\hat{\mathcal{U}}_{t\lambda}^0$. Its universal covering is $\mathcal{P}_{t\lambda} \subset \mathcal{U}_{t\lambda}^{-1}$.

First, we want to (give a sense and) study the “derivatives” at $t = 0$ of the spacetimes $\hat{\mathcal{U}}_{t\lambda}^\kappa$, of their holonomies and “spectra” (see below).

4.7.1 Derivatives of spacetimes at $t = 0$

We set $\hat{\mathcal{U}}_{t\lambda}^\kappa/t$ to be the spacetime of constant curvature $t^2\kappa$ obtained by rescaling the Lorentzian metric of $\hat{\mathcal{U}}_{t\lambda}^\kappa$ by the constant factor $1/t^2$. We want to study the limit when $t \rightarrow 0$. For the present discussion it is important to recall that all these spacetimes are well defined only up a Teichmüller-like equivalence relation. So we have to give a bit of precision on this point. Fix a base copy of $F \times \mathbb{R}_+$ and let

$$\varphi : F \times \mathbb{R}_+ \rightarrow \hat{\mathcal{U}}_\lambda^0$$

be a *marked spacetime* representing the equivalence classes of $\hat{\mathcal{U}}_\lambda^0$. Denote by k_0 the flat Lorentzian metric lifted on $F \times \mathbb{R}_+$ via φ . A developing map with respect to such a metric is a diffeomorphism

$$D : \tilde{F} \times \mathbb{R}_+ \rightarrow \mathcal{U}_\lambda^0 \subset \mathbb{X}_0 .$$

Up to translation, we can suppose $0 \in \mathcal{U}_\lambda^0$. Notice that, for every $s > 0$, the map

$$g_s : \mathcal{U}_\lambda^0 \ni z \mapsto sz \in \mathbb{X}_0$$

is a diffeomorphism onto $\mathcal{U}_{s\lambda}^0$. Moreover, it is Γ -equivariant, where, Γ is supposed to act on \mathcal{U}_λ^0 (resp. $\mathcal{U}_{s\lambda}^0$) via h_λ^0 (resp. $h_{s\lambda}^0$) as established in Section 4.2. Thus g_s induces to the quotient a diffeomorphism

$$\hat{g}_s : \hat{\mathcal{U}}_\lambda^0 \rightarrow \hat{\mathcal{U}}_{s\lambda}^0$$

such that the pull-back of the metric is simply obtained by multiplying the metric on $\hat{\mathcal{U}}_\lambda^0$ by a factor s^2 .

Thus the metric $k_s = s^2 k$ makes $F \times \mathbb{R}_+$ isometric to $\hat{\mathcal{U}}_{s\lambda}^0$. We want to prove now a similar result for $\kappa = \pm 1$.

The cosmological time of $(F \times \mathbb{R}_+, k_s)$ is $T_s = s\tau$, where T is the cosmological time of $(F \times \mathbb{R}_+, k_0)$. It follows that the gradient with respect to k_s of τ_s does not depend on s and we denote by X this field. Now suppose $\kappa = -1$ and denote by h_s the metric obtained by rescaling k_s around X with rescaling functions

$$\alpha = \frac{1}{1 + T_s^2}, \quad \beta = \frac{1}{(1 + T_s^2)^2}.$$

We know that $(F \times \mathbb{R}_+, h_s)$ is isometric to $\mathcal{P}_{s\lambda}$. Moreover the metric h_s/s^2 is obtained by a rescaling of the metric k_0 along X by rescaling functions

$$\alpha = \frac{1}{1 + s^2 T^2}, \quad \beta = \frac{1}{(1 + s^2 T^2)^2}.$$

Thus, we obtain $\lim_{s \rightarrow 0} h_s/s^2 = k$.

Finally suppose $\kappa = 1$, then we can define a metric h'_s on the subset Ω_s of $F \times \mathbb{R}_+$ of points $\{x | T_s(x) < 1\} = \{x | T < 1/s\}$ such that $(\Omega_s, h'_s) = \hat{\mathcal{U}}_\lambda^1$. In fact we can set h'_s to be the metric obtained by rescaling k_s by rescaling functions

$$\beta = \frac{1}{(1 - T_s^2)^2}, \quad \alpha = \frac{1}{1 - T_s^2}.$$

Choose a continuous family of embeddings $u_s : F \times \mathbb{R}_+ \rightarrow F \times \mathbb{R}_+$ such that

1. $u_s(F \times \mathbb{R}_+) = \Omega_s$;
2. $u_s(x) = x$ if $T(x) < \frac{1}{2s}$.

Then the family of metrics $h_s = u_s^*(h'_s)$ works.

We can summarize the so obtained results as follows:

Proposition 4.7.1 *For every $\kappa = 0, \pm 1$,*

$$\lim_{t \rightarrow 0} \frac{1}{t} \mathcal{U}_{t\lambda}^\kappa = \mathcal{U}_\lambda^0.$$

For $\kappa = 0$ we have indeed the strongest fact that for every $t > 0$

$$\frac{1}{t}\mathcal{U}_{t\lambda}^0 = \mathcal{U}_\lambda^0 .$$

Note that this convergence is in fact like a convergence of pointed-spaces; for example, the convergence of spacetimes $\frac{1}{t}\mathcal{U}_{t\lambda}^{-1}$ only concerns the past side of them, while the future sides simply disappear.

4.7.2 Derivatives of representations

We have seen that for any $\kappa \in \{0, 1, -1\}$ the set of holonomies of $\hat{\mathcal{U}}_{t\lambda}^\kappa$ gives rise to continuous families of representations

$$h_t^\kappa : \Gamma \rightarrow \text{Isom}(\mathbb{X}_\kappa)$$

We want to compute the derivative of such families at $t = 0$. The following lemma contains the formula we need. In fact this lemma is proved in [37], and we limit ourselves to a sketch of proof.

Lemma 4.7.2 *Let λ be a complex-valued measured geodesic lamination on \mathbb{H}^2 , and denote by E_λ the Epstein-Marden bending-quake cocycle. Fix two points $x, y \in \mathbb{H}^2$ then the function*

$$u_\lambda : \mathbb{C} \ni z \mapsto E_{z\lambda}(x, y) \in PSL(2, \mathbb{C})$$

is holomorphic.

Moreover, if $\lambda_n \rightarrow \lambda$ on a neighbourhood of $[x, y]$, then $u_{\lambda_n} \rightarrow u_\lambda$ in $\mathcal{O}(\mathbb{C}; PSL(2, \mathbb{C}))$.

Proof : The statement is obvious when λ is a finite lamination. On the other hand, for every λ there exists a sequence of standard approximations λ_n . Now it is not hard to see that u_{λ_n} converges to u_λ in the compact-open topology of $C^0(\mathbb{C}; PSL(2, \mathbb{C}))$. Since uniform limit of holomorphic functions is holomorphic the first part of the lemma is achieved. In fact, the same argument proves also the last part.

By using the lemma we can easily compute the derivative of u_λ at 0.

Notice that $\mathfrak{sl}(2, \mathbb{C})$ is the complexified of $\mathfrak{sl}(2, \mathbb{R})$ that is

$$\mathfrak{sl}(2, \mathbb{C}) = \mathfrak{sl}(2, \mathbb{R}) \oplus i\mathfrak{sl}(2, \mathbb{R}) .$$

Now if l is an oriented geodesic denote by $X(l) \in \mathfrak{sl}(2, \mathbb{R})$ the unitary generator of positive translations along l . It is not hard to show that $iX(l)/2$ is the standard

generator of positive rotation around l . Thus if λ is a finite lamination and l_1, \dots, l_n are the geodesics between x and y with respective weights $a_1, \dots, a_n \in \mathbb{C}$ we have that

$$\frac{dE_{z\lambda}(x, y)}{z} \Big|_0 = \frac{1}{2} \sum_{i=1}^n a_i X_i .$$

The following statement is a corollary of this formula and Lemma 4.7.2.

Proposition 4.7.3 *If $\lambda = (\mathcal{L}, \mu)$ is a complex-valued measured geodesic lamination and x, y are fixed points in \mathbb{H}^2 then*

$$\frac{dE_{z\lambda}(x, y)}{z} \Big|_0 = \frac{1}{2} \int_{[x, y]} X(t) d\mu(t) \quad (4.22)$$

where $X(t)$ is so defined:

$$\begin{cases} X(t) = X(l) & \text{if } t \in \mathcal{L} \text{ and } l \text{ is the leaf through } t \\ X(t) = 0 & \text{otherwise} \end{cases} .$$

■

Now we can compute the derivative of h_t^κ at 0. There exists a canonical linear isometry between $\mathfrak{sl}(2, \mathbb{R})$, endowed with its killing form, and the Minkowski space $(\mathbb{R}^3, \langle \cdot, \cdot \rangle)$. In particular, if l is an oriented geodesic with end-points x^-, x^+ , then that identification takes $X(l)$ to the unit spacelike vector $v \in \mathbb{X}_0$ orthogonal to l such that x^-, x^+, v form a positive basis of \mathbb{R}^3 .

Corollary 4.7.4 *The derivative of $h_{t\lambda}^1$ at 0 is an imaginary cocycle in*

$$H_{\text{Ad}}^1(\Gamma, \mathfrak{sl}(2, \mathbb{C})) = H_{\text{Ad}}^1(\Gamma, \mathfrak{sl}(2, \mathbb{R})) \oplus iH_{\text{Ad}}^1(\Gamma, \mathfrak{sl}(2, \mathbb{R})) .$$

Moreover, up to the identification of $\mathfrak{sl}(2, \mathbb{R})$ with \mathbb{R}^3 we have that

$$\dot{h}_{t\lambda}^1(0) = \frac{i}{2} \tau_\lambda$$

where $\tau_\lambda \in H^1(\Gamma, \mathbb{R}^3)$ is the translation part of h_λ^0 .

■

In the same way we have the following statement

Corollary 4.7.5 *The derivative of $h_{t\lambda}^{-1}$ at $t = 0$ is a pair of cocycles $(\tau_-, \tau_+) \in H^1(\Gamma, \mathfrak{sl}(2, \mathbb{R})) \oplus H^1(\Gamma, \mathfrak{sl}(2, \mathbb{R}))$. In particular, if τ_λ is the translation part of h_λ^0 , then*

$$\begin{aligned} \tau_- &= -\frac{1}{2} \tau_\lambda , \\ \tau_+ &= \frac{1}{2} \tau_\lambda . \end{aligned}$$

■

4.7.3 Derivatives of spectra

Let us denote by \mathcal{C} the set of conjugacy classes of elements of the group Γ . For every $\kappa = 0, \pm 1$, we want to associate to certain elements $[\gamma] \in \mathcal{C}$ two numerical “characters” $\ell_\lambda^\kappa(\langle \gamma \rangle)$ and $\mathcal{M}_\lambda^\kappa(\gamma)$.

First consider $\kappa = 0$. If $[\gamma] \in \mathcal{C}$ is a class of isometries of \mathbb{H}^2 of hyperbolic type (we simply say that $[\gamma]$ is a hyperbolic element), then define $\ell_\lambda^0(\langle [\gamma] \rangle)$ to be the translation length of γ . $\mathcal{M}_\lambda^0([\gamma])$ was introduced by Margulis in [35]. Denote by $\tau \in \mathbb{Z}^1(\Gamma, \mathbb{R}^3)$ the translation part of h_λ^0 (obtained by fixing a base point $x_0 \in \mathbb{H}^2$). Denote by $X \in \mathfrak{sl}(2, \mathbb{R})$ the unit positive generator of the hyperbolic group containing γ . Let $v \in \mathbb{R}^3$ be, as above, the corresponding point in the Minkowski space. Then we have

$$\mathcal{M}_\lambda^0(\langle [\gamma] \rangle) = \langle v, \tau(\gamma) \rangle .$$

It is not hard to see that \mathcal{M}_λ^0 is well defined.

Suppose now $\kappa = 1$. Take $[\gamma]$ such that $h_\lambda^1(\gamma)$ is hyperbolic. In this case $\ell_\lambda^1(\langle [\gamma] \rangle)$ is the length of the simple closed geodesic c in $\mathbb{H}^3/h_\lambda^1(\gamma)$. On the other hand $\mathcal{M}_\lambda^1([\gamma]) \in [-\pi, \pi]$ is the angle formed by a tangent vector v orthogonal to c at a point $x \in c \subset \mathbb{H}^3/h_\lambda^1(\gamma)$ with the vector obtained by the parallel transport of v along c . By making computation we have that

$$\text{tr}(h_\lambda^1(\gamma)) = 2\text{ch}\left(\frac{\ell_\lambda^1([\gamma])}{2} + i\frac{\mathcal{M}_\lambda^1([\gamma])}{2}\right) .$$

In particular it follows that $h_\lambda^1(\gamma)$ is conjugated to an element of $PSL(2, \mathbb{R})$ if and only if $\mathcal{M}_\lambda^1([\gamma]) = 0$.

Finally suppose $\kappa = -1$. It is not hard to see that if γ is a hyperbolic transformation, then $h_\lambda^{-1}(\gamma)$ is a pair of hyperbolic transformations too (in fact by choosing the base point on the axis of γ we have that the axis of $\beta_-(x_0, \gamma x_0)$ intersects the axis of γ). Thus if we put $h_\lambda^{-1}(\gamma) = (h_-(\gamma), h_+(\gamma))$ there are exactly two spacelike lines l_-, l_+ fixed by $h_\lambda^{-1}(\gamma)$. Namely, l_+ has endpoints

$$p_- = (x_L^-, x_R^-) , \quad p_+ = (x_L^+, x_R^+)$$

and l_- has endpoints

$$q_- = (x_L^+, x_R^-) , \quad q_+ = (x_L^-, x_R^+)$$

where x_L^\pm (resp. x_R^\pm) are the fixed points of $h_-(\gamma)$ (resp. $h_+(\gamma)$). Orient l_+ (resp. l_-) from p_- towards p_+ (resp. from q_- towards q_+). If m, n are the translation lengths of $h_-(\gamma)$ and $h_+(\gamma)$ then $h_\lambda^{-1}(\gamma)$ acts on l_+ by a positive translation of

length equal to $\frac{m+n}{2}$ and on l_- by a translation of a length equal to $\frac{n-m}{2}$. Thus let us define

$$\begin{aligned}\ell_\lambda^{-1}([\gamma]) &= \frac{m+n}{2} \\ \mathcal{M}_\lambda^{-1}([\gamma]) &= \frac{n-m}{2} .\end{aligned}$$

Proposition 4.7.6 *If γ is a hyperbolic element of Γ then there exists $t < 1$ sufficiently small such that $h_{s\lambda}^1(\gamma)$ is hyperbolic for $s < t$. Moreover the following formulae hold*

$$\begin{aligned}\frac{d\ell_{t\lambda}^\kappa([\gamma])}{dt}\bigg|_0 &= 0 \\ \frac{d\mathcal{M}_{t\lambda}^\kappa([\gamma])}{dt}\bigg|_0 &= \mathcal{M}_\lambda^0([\gamma]) .\end{aligned}$$

Proof : For $\kappa = 0$ the statement is trivial.

Suppose $\kappa = 1$. Denote by B_t the cocycle associated to the lamination λ_t

$$\mathrm{tr}(B_t(x_0, \gamma x_0)\gamma) = 2\mathrm{ch}\left(\frac{\ell_t^1([\gamma]) + i\mathcal{M}_t^1([\gamma])}{2}\right) .$$

By deriving at 0 we obtain

$$\frac{1}{2}\mathrm{tr}(iX(\gamma)\gamma) = \mathrm{sh}(\ell([\gamma])/2)(\dot{\ell}^1([\gamma])|_0 + i\dot{\mathcal{M}}^1([\gamma])|_0)$$

where $X(\gamma)$ is the element of $\mathfrak{sl}(2, \mathbb{R})$ corresponding to $\tau(\gamma) \in \mathbb{R}^3$ (where τ is the translation part of h_λ^0). Now if $Y \in \mathfrak{sl}(2, \mathbb{R})$ is the unit generator of the hyperbolic group containing γ we have

$$\gamma = \mathrm{ch}(\ell([\gamma])/2)I + \mathrm{sh}(\ell([\gamma])/2)Y .$$

Thus we obtain

$$\dot{\ell}^1([\gamma])|_0 + i\dot{\mathcal{M}}^1([\gamma])|_0 = i\mathcal{M}^0([\gamma]) .$$

An analogous computation shows the same result when $\kappa = -1$. ■

4.8 More compact Cauchy surfaces

In this Section we focus on the case of compact Cauchy surfaces, pointing out a few specific applications. Throughout the section we assume to deal with a cocompact group Γ , so that $F = \mathbb{H}^2/\Gamma$ is compact surface of genus $g \geq 2$. Moreover, a Γ -invariant measured geodesic lamination λ on \mathbb{H}^2 is fixed.

4.8.1 Derivative of $(\mathcal{U}_{t\lambda}^{-1})^*$

With the notations of Subsection 4.6.6, we have the family of AdS spacetimes

$$(\mathcal{U}_{t\lambda}^{-1})^* = \mathcal{U}_{\lambda_t^*}^{-1}.$$

We want to determine the derivative at $t = 0$ of this family. Recall that in such a case the set of Γ -invariant measured geodesic lamination has a natural \mathbb{R} -linear structure, so it makes sense to consider $-\lambda$. We have (the meaning of the notations is as above)

Proposition 4.8.1

$$\lim_{t \rightarrow 0} \frac{1}{t} \mathcal{U}_{\lambda_t^*}^{-1} = \mathcal{U}_{-\lambda}^0.$$

Proof : Let (h'_t, h''_t) be the holonomy of $\mathcal{U}_{t\lambda}^{-1}$. Denote by F_t^* the quotient of the past boundary of $\mathcal{K}_{t\lambda}$ by (h'_t, h''_t) . Notice that λ_t^* is a measured geodesic lamination on F_t^* . We claim that $(F_t^*, \lambda_t^*/t)$ converges to $(F, -\lambda)$ in $\mathcal{T}_g \times \mathcal{ML}_g$ as $t \rightarrow 0$. Let us show first how this claim implies the proposition. We can choose a family of developing maps

$$D_t : \tilde{F} \times \mathbb{R} \rightarrow \mathcal{U}_{\lambda_t^*/t}^0 \subset \mathbb{X}_0$$

such that D_t converges to a developing map D_0 of $\hat{\mathcal{U}}_{-\lambda}^0 = \mathcal{U}_{-\lambda}^0/h_{-\lambda}^0$ as $t \rightarrow 0$. Denote by k_t the flat Lorentzian metric on $\tilde{F} \times \mathbb{R}$ corresponding to the developing map D_t . We have that k_t converges to k_0 as $t \rightarrow 0$. Moreover, if T_t denotes the cosmological time on $F \times \mathbb{R}$ induced by D_t , then T_t converges to T_0 in $C^1(F \times \mathbb{R})$ as $t \rightarrow 0$. Now, as in the proof of Proposition 4.7.1, we have that $\mathcal{P}_{\lambda_t^*}$ is obtained by a Wick Rotation directed by the gradient of T_t with rescaling functions

$$\alpha = \frac{t^2}{1 + (tT_t)^2}, \quad \beta = \frac{t^2}{(1 + (tT_t)^2)^2}.$$

Thus we easily obtain the statement.

In order to prove the claim, first we will show that the set $\{(F_t^*, \lambda_t^*/t) | t \in [0, 1]\}$ is pre-compact in $\mathcal{T}_g \times \mathcal{ML}_g$, and then we will see that the only possible limit of a sequence $(F_{t_n}^*, \lambda_{t_n}^*/t_n)$ is $(F, -\lambda)$.

We have seen that $F'_t = \mathbb{H}^2/h'_t(\Gamma)$ (resp. $F''_t = \mathbb{H}^2/h''_t(\Gamma)$) is obtained by a right (resp. left) earthquake on $F = \mathbb{H}^2/\Gamma$ with shearing measured lamination equal to $t\lambda$. Thus, if λ'_t is the measured geodesic lamination of F'_t corresponding to $t\lambda$ via the canonical identification of $\mathcal{ML}(F)$ with $\mathcal{ML}(F'_t)$, we have that F''_t is obtained by a left earthquake on F'_t along $2\lambda'_t$.

On the other hand let $(\lambda_t^*)'$ be the measured geodesic lamination on F_t' such that the right earthquake along it sends F_t' on F_t'' . Then we know that the quotient F_t^* of the past boundary of the convex core $\mathcal{K}_{t\lambda}$ is obtained by a right earthquake along F_t' with shearing lamination $(\lambda_t^*)'$. Moreover, the bending locus λ_t^* is the lamination on F_t^* corresponding to $2(\lambda_t^*)'$.

Clearly F_t^* runs in a compact set of \mathcal{T}_g as t runs in $[0, 1]$. In order to prove that the family $\{(F_t^*, \lambda_t^*/t) | t \in [0, 1]\}$ is pre-compact we will use some classical facts about \mathcal{T}_g . For the sake of clearness we will recall them, referring to [43, 41] for details.

Denote by \mathcal{C} the set of conjugacy classes of Γ . For $\lambda \in \mathcal{ML}(S)$ we denote by $\iota_\gamma(\lambda)$ the total mass of the closed geodesic curve corresponding to $[\gamma]$ with respect to the transverse measure given by λ . The following facts are well-known.

1. Two geodesic laminations λ on S and λ' on S' are identified by the canonical identification $\mathcal{ML}(S) \rightarrow \mathcal{ML}(S')$ if and only if $\iota_\gamma(\lambda) = \iota_\gamma(\lambda')$ for every $[\gamma] \in \mathcal{C}$.
2. A sequence (F_n, λ_n) converges to $(F_\infty, \lambda_\infty)$ in $\mathcal{T}_g \times \mathcal{ML}_g$ if and only if $F_n \rightarrow F_\infty$ and $\iota_\gamma(\lambda_n) \rightarrow \iota_\gamma(\lambda_\infty)$ for every $[\gamma] \in \mathcal{C}$.
3. A subset $\{(F_i, \lambda_i)\}_{i \in I}$ of $\mathcal{T}_g \times \mathcal{ML}_g$ is pre-compact if and only if the base points $\{F_i\}$ runs in a compact set of \mathcal{T}_g and for every $[\gamma] \in \mathcal{C}$ there exists a constant $C > 0$ such that

$$\iota_\gamma(\lambda_i) < C \quad \text{for every } i \in I.$$

Clearly we have $F_t^* \rightarrow F$ as $t \rightarrow 0$. Thus in order to show that (F_t, λ_t^*) is pre-compact it is sufficient to find for every $[\gamma] \in \mathcal{C}$ a constant $C > 0$ such that

$$\iota_\gamma(\lambda_t^*) < Ct$$

for every $t \in [0, 1]$.

The following lemma gives the estimate we need.

Lemma 4.8.2 *For every compact set $K \subset \mathbb{H}^2$ there exists a constant $M > 0$ which satisfies the following statement.*

If λ is a measured geodesic lamination on \mathbb{H}^2 and β is the right cocycle associated to λ then

$$||\beta(x, y) - Id + \frac{1}{2} \int_{[x, y]} X_\lambda(u) d\lambda|| \leq e^{M\lambda(x, y)} - 1 - M\lambda(x, y)$$

where $X_\lambda(u)$ is defined as in (4.22) and $x, y \in K$.

Proof: It is sufficient to prove the lemma when λ is simplicial. In this case denote by l_1, \dots, l_N the geodesics meeting the segment $[x, y]$ with respective weights a_1, \dots, a_N . If $X_i \in \mathfrak{sl}(2, \mathbb{R})$ is the unitary infinitesimal generator of the positive translation along l_i we have

$$\beta(x, y) = \exp(-a_1 X_1/2) \circ \exp(-a_2 X_2/2) \circ \dots \circ \exp(-a_N X_N/2) .$$

Thus $\beta(x, y)$ is a real analytic function of a_1, \dots, a_n . If we write

$$\beta(x, y) = \sum_n A_n(a_1, \dots, a_n)$$

where A_n is a matrix-valued homogenous polynomial in x_1, \dots, x_n of degree n , then it is not difficult to see that

$$\|A_n\| \leq \left(\sum_{i=1}^N a_i \|X_i\| \right)^n / n! .$$

We have that

$$\beta(x, y) - Id + \frac{1}{2} \int_{[x, y]} X_\lambda(u) d\lambda = \sum_{i \geq 2} A_n(a_1, \dots, a_N)$$

Since the axes of transformations generated by X_i cut K , there exists a constant $M > 0$ (depending only on K) such that $\|X_i\| < M$. Thus

$$\|\beta(x, y) - Id + \frac{1}{2} \int_{[x, y]} X_\lambda(u) d\lambda\| \leq e^{M \sum a_i} - 1 - M \sum a_i .$$

Let us go back to the proof of Proposition 4.8.1 . Since $\iota_\gamma(\lambda_t^*) = \iota_\gamma((\lambda_t^*)')$, we may replace λ_t^* with $(\lambda_t^*)'$. Now let us put $\gamma_t = h'_t(\gamma)$. We know that γ_t is a differentiable path in $PSL(2, \mathbb{R})$ such that $\gamma_0 = \gamma$ and

$$\dot{\gamma}(0) = -\frac{1}{2} \int_{[x, \gamma(x)]} X(u) d\lambda(u)$$

where $X(u)$ is defined as in (4.22). On the other hand, if β_t is the right cocycle associated to the measured geodesic lamination $2(\lambda_t^*)'$ we have

$$\beta_t(x, \gamma_t x) \gamma_t = \beta_{t\lambda}(x, \gamma x) \gamma$$

where $\beta_{t\lambda}$ is the left cocycle associated to $t\lambda$. Thus $\beta_t(x, \gamma_t x)$ is a differentiable path and

$$\lim_{t \rightarrow 0} \frac{\beta_t(x, \gamma_t x) - Id}{t} = \int_{[x, \gamma(x)]} X(u) d\lambda . \quad (4.23)$$

By using Lemma 4.8.2 it is not hard to show that there exists a constant $C > 0$ depending only on γ such that

$$||\beta_t(x, \gamma_t x) - Id|| > || \int_{[x, \gamma_t x]} X(u) d\lambda_t^* || - C \iota_\gamma((\lambda_t^*)')^2.$$

On the other hand, there exists a constant $L > 0$ such that

$$|| \int_{[x, \gamma_t x]} X(u) d\lambda_t^* || \geq L | \int_{[x, \gamma_t x]} X(u) d\lambda_t^* |$$

where $|\cdot|$ denotes the Lorentzian norm of $\mathfrak{sl}(2, \mathbb{R})$. Since $X(u)$ are generators of hyperbolic transformations with disjoint axes pointing in the same direction, the following inequality holds

$$\eta(X(u), X(v))^2 \geq \eta(X(u), X(u))\eta(X(v), X(v)) > 0$$

and implies

$$|| \int_{[x, \gamma_t x]} X(u) d(\lambda_t^*)' || \geq L \iota_\gamma((\lambda_t^*)').$$

From this inequality we easily obtain that

$$(L - C \iota_\gamma((\lambda_t^*)')) \iota_\gamma((\lambda_t^*)') < ||\beta_t(x, \gamma_t x) - Id||.$$

By dividing by t the last inequality, we obtain that $\lambda_t^*(x, \gamma_t x)/t$ is bounded. In particular we have proved that $\{(F_t, \lambda_t^*)\}$ is pre-compact in $\mathcal{T}_g \times \mathcal{ML}_g$.

Now, let us set $\mu_t = \lambda_t^*/t$ and $\mu'_t = (\lambda_t^*)'_t/t$. We have to show that if $\mu_{t_n} \rightarrow \mu_\infty$ then $\mu_\infty = -\lambda$ in $\mathcal{ML}(F)$.

Notice that μ'_{t_n} is convergent and its limit is μ_∞ . Applying lemma 4.8.2 we get

$$\lim_{t \rightarrow 0} \frac{\beta_t(x, \gamma_t x) - Id}{t} = - \int_{[x, \gamma(x)]} X_{\mu_\infty}(t) d\mu_\infty$$

By equation (4.23) this limit is equal to $\int_{[x, \gamma(x)]} X d\lambda$ and this shows that $\mu_\infty = -\lambda$. ■

Till now we have derived infinitesimal information at $t = 0$. For what concerns the behaviour along a ray for *big* t , let us make a qualitative remark.

We have noticed that, for every $t > 0$, $\frac{1}{t} \mathcal{U}_{t\lambda}^0 = \mathcal{U}_\lambda^0$. Moreover, the flat spacetimes $\mathcal{U}_{t\lambda}^0$ are nice convex domains in \mathbb{X}_0 which vary continuously and tamely with t . So, in the flat case, *apparently nothing of qualitatively new does happen when $t > 0$ varies*. Similarly, this holds also for the AdS past parts $\mathcal{P}_{t\lambda} \subset \mathcal{U}_{t\lambda}^{-1}$.

On the other hand, radical qualitative changes do occur for $M_{t\lambda}$ (and $\mathcal{U}_{t\lambda}^1$) when t varies. As λ is Γ -invariant for the cocompact group Γ , when t is small enough M_t is in fact the universal covering of an end \bar{M}_t of a *quasi-Fuchsian* complete hyperbolic 3-manifold, say Y_t . In particular, the developing map is an embedding. When t grows up, we find a first value t_0 such that we are no longer in the quasi-Fuchsian region, and for bigger t the developing map becomes more and more “wild”. We believe that this different behaviour along a ray is conceptually important: looking only at the flat Lorentzian sector, significant critical phenomena should be lost; on the other hand, one could consider the WR as a kind of “normalization” of the hyperbolic developing map.

We give here a first simple application of these qualitative considerations.

Assume that we are in the quasi-Fuchsian region. So we have associated to $t\lambda$ three ordered pairs of elements of the Teichmüller space \mathcal{T}_g . These are:

- the “Bers parameter” (B_t^+, B_t^-) given by the conformal structure underlying the projective asymptotic structures of the two ends of Y_t ;
- the hyperbolic structures (C_t^+, C_t^-) of the boundary components of the hyperbolic convex core of Y_t ;
- the hyperbolic structures (K_t^+, K_t^-) of the future and past boundary components of the AdS convex core of $\mathcal{U}_{t\lambda}^{-1}$.

It is natural to inquire about the relationship between these pairs.

By construction we have that K_t^+ is isometric to C_t^+ . On the other hand by a Sullivan’s Theorem (see [26]) we have that the Teichmüller distance of B_t^\pm from C_t^\pm is less than 2. Now it is natural to ask whether C_t^- is isometric to K_t^- . Actually it is not hard to show that those spaces generally are not isometric. In fact let us fix a lamination λ and let $t_0 > 0$ be the first time such that the representation $h_{t_0\lambda}^1$ is not quasi-Fuchsian. By Bers Theorem (c.f. again [26]) we know that the family $\{(B_t^+, B_t^-) \in \mathcal{T}_g \times \overline{\mathcal{T}}_g\}$ is not compact. Since B_t^+ converges to a conformal structure as t goes to t_0 we have that $\{B_t^-\}_{t \leq t_0}$ is a divergent family in $\overline{\mathcal{T}}_g$. By Sullivan’s Theorem we have that C_t^- is divergent too. On the other hand K_t^- is a pre-compact family. It follows that in general C_t^- is not isometric to K_t^- .

■

4.8.2 Volumes, areas and length of laminations

Set $Y^0 = \mathcal{U}_\lambda^0/h_\lambda^0(\Gamma)$, $Y^1 = \mathcal{U}_\lambda^1/h_\lambda^1(\Gamma)$ and $Y^{-1} = \mathcal{P}_\lambda/h_\lambda^{-1}(\Gamma)$; *i.e.* these Y^κ , are the spacetime of constant curvature, with compact Cauchy surface homeomorphic to F , related to each other via equivariant canonical rescalings starting from the Γ -invariant lamination λ .

In this Subsection we compute the volume of any slab $Y^\kappa(\leq b)$ in terms of F and λ .

Let us outline the scheme of such a computation. We first get a formula expressing the volume of $Y^\kappa(\leq b)$ in terms of the areas of level surfaces $Y^\kappa(t)$ for $t \leq b$. Then we compute these areas. Thanks to rescaling formulae, it is sufficient to compute the area of $Y^0(t)$. When the lamination is simplicial the computation is quite trivial. In the general case, by using the continuity of the area of $Y^0(t)$ with respect to the parameter λ , we express the area of $Y^0(t)$ in terms of the well known notion of *length* of λ (in fact of the induced lamination on F).

We use the following notation:

- $V_{(F,\lambda)}(\kappa, b)$ is the volume of $Y^\kappa(\leq b)$;
- $A_{(F,\lambda)}(\kappa, b)$ is the area of $Y^\kappa(b)$.

Lemma 4.8.3 *The following formula holds*

$$V(\kappa, b) = \int_0^b A(\kappa, t) dt. \quad (4.24)$$

Proof: Let us fix some coordinates x, y on the level surface $Y^\kappa(1)$. If $\varphi : Y \times \mathbb{R} \rightarrow Y$ denotes the flow of the gradient of the cosmological time, we get that

$$(x, y, t) \mapsto \varphi_t(x, y)$$

furnishes a parameterization of Y . Moreover, since the gradient of the cosmological time is a unitary vector, then the map

$$(x, y) \mapsto \varphi_t(x, y)$$

takes values on the surface $Y^\kappa(1+t)$.

So we obtain that the volume form of Y^κ , with respect to these coordinates, takes the form

$$\Omega(x, y, t) = \omega_t(x, y) dt$$

(we are using again that the gradient of the cosmological time is unitary).

The formula easily follows. ■

When λ is a weighted multicurve, the computation of the area of $A_{(F,\lambda)}(0, b)$ is quite simple. Namely, if l_1, \dots, l_k are the leaves of λ with weights a_1, \dots, a_k , the surface $\mathcal{U}(b)$ is obtained by rescaling the surface by b , and replacing every l_i by an Euclidean annulus of length a_i . So the area of $Y^\kappa(b)$ is given by the formula

$$-2\pi\chi(F)b^2 + b \sum_{i=1}^k a_i \ell_F(l_i) \quad (4.25)$$

where $\ell_F(l_i)$ is the length of l_i .

In [16] it was shown that there exists a continuous function

$$\ell : \mathcal{T}_g \times \mathcal{ML} \rightarrow \mathbb{R}_+$$

such that if λ is a weighted multicurve then

$$\ell(F, \lambda) = \sum_{i=1}^k a_i \ell_F(l_i)$$

where l_i 's are the leaves of λ and a_i 's are the corresponding weights. We call $\ell(F, \lambda)$ the length of λ with respect to F .

From (4.25) we get

$$A_{(F, \lambda)}(0, b) = -2\pi b^2 \chi(F) + b\ell(F, \lambda) \quad (4.26)$$

whenever λ is a weighted multicurve. The right hand of this expression continuously depends on λ . In fact, by means of results of Sec. 6 of [19] we have that also $A_{(F, \lambda)}(0, b)$ varies continuously with λ . Since weighted multicurve are dense in \mathcal{ML}_g , formulae (4.26) holds for every measured geodesic lamination.

Since $Y^{-1}(b)$ (resp. $Y^1(b)$) is obtained by rescaling $Y0(\tan b)$ (resp. $Y(\tanh b)$) by $\frac{1}{1 + \tan^2 b}$ (resp. $\frac{1}{1 - \tanh^2 b}$) we obtain the following formulae

$$\begin{aligned} A_{(F, \lambda)}(0, b) &= -2\pi b^2 \chi(F) + b\ell(F, \lambda); \\ A_{(F, \lambda)}(-1, b) &= -2\pi \sin^2 b \chi(F) + \ell_F(\lambda) \sin b \cos b; \\ A_{(F, \lambda)}(1, b) &= -2\pi \operatorname{sh}^2 b \chi(F) + \ell_F(\lambda) \operatorname{sh} b \operatorname{ch} b. \end{aligned}$$

By (4.24), we have

$$\begin{aligned} V_{(F, \lambda)}(0, b) &= -\frac{2\pi \chi(F)}{3} b^3 + \frac{\ell_F(\lambda)}{2} b^2; \\ V_{(F, \lambda)}(-1, b) &= -2\pi \chi(F) \frac{2b - \sin^2 b}{4} + \frac{1 - \cos^2 b}{4} \ell_F(\lambda); \\ V_{(F, \lambda)}(1, b) &= -2\pi \chi(F) \frac{\operatorname{sh}^2 b - 2b}{4} + \frac{\operatorname{ch}^2 b - 1}{4} \ell_F(\lambda). \end{aligned}$$

In particular we get that the volume of Y^{-1} is given by

$$-\pi^2 \chi(F) + \frac{1}{2} \ell_F(\lambda).$$

Remark 4.8.4 Given a maximal globally hyperbolic spacetime, the last formula allows to compute the volume of its past part, in terms of parameters obtained by looking at the future boundary of its convex core. Clearly, by inverting the

time-orientation, we obtain a similar formula expressing the volume of the future part in terms of the past boundary of the convex core.

Thus, the computation of the volume of the whole the spacetime turns to be equivalent to the computation of the volume of the convex core. Similar considerations hold if F/Γ is of finite area and we use laminations with compact support.

Remark 4.8.5 Equation (4.25) and the remark that $A_{(F,\lambda)}(0,b)$ continuously varies with the pair (F, λ) furnish another proof of the existence and the continuity of the functions ℓ .

4.9 Examples

In this section we show some examples that illustrate the results obtained in this Chapter. Most of the following considerations apply to any non-compact hyperbolic surface $F = \mathbb{H}^2/\Gamma$ of finite area, endowed with an ideal triangulation. However, we are going to focus the simplest example, that is $F = \mathbb{H}^2/\Gamma$ the *three-punctured sphere*. Some features of this example have been sketched also in [49, 38].

It is well known that F is *rigid*, that is the corresponding Teichmüller space is reduced to one point. Hence, F has no measured geodesic laminations with compact support.

F can be obtained by gluing two geodesic ideal triangles along their edges as follows. In any ideal triangle there exists a unique point (the "barycenter") that is equidistant from the edges. In any edge there exists a unique point that realizes the distance of the edge from the barycenter. Such a point is called the mid-point of the edge. Now the isometric gluing is fixed by requiring that mid-points of glued edges matches (and that the so obtained surface is topologically a three-punctured sphere - by a different pattern of identifications we can obtain a 1-punctured torus). It is easy to see that the resulting hyperbolic structure is complete, with a cusp for any puncture, and equipped by construction with an *ideal triangulation*.

The three edges of this triangulation form a geodesic lamination \mathcal{L}_F of F . A transverse measure $\mu_F = \mu_F(a_1, a_2, a_3)$ on such a lamination consists in giving each edge a positive weight a_i . The ideal triangles in F lift to a tessellation of the universal cover \mathbb{H}^2 by ideal triangles. The 1-skeleton \mathcal{L} of such a tessellation is the pull-back of \mathcal{L}_F ; a measure μ_F lifts to a Γ -invariant measure μ on \mathcal{L} . So, we will consider the Γ -invariant measured laminations $\lambda = (\mathcal{L}_F, \mu_F)$ on \mathbb{H}^2 that arise in this way.

Blind flat Lorentzian holonomy Varying the weights a_i , we get a 3-parameters family of flat spacetimes $\mathcal{U}_\lambda^0 = \mathcal{U}_{\lambda(a_1, a_2, a_3)}^0$, with associated quotient spacetimes

$\hat{\mathcal{U}}_\lambda^0 = \mathcal{U}_\lambda^0 / h_\lambda^0(\Gamma)$, where $h_\lambda^0(\Gamma)$ denotes the flat Lorentzian holonomy.

The spacetimes \mathcal{U}_λ^0 have *homeomorphic* initial singularities Σ_λ . A topological model for them is given by the *simplicial* tree (with 3-valent vertices) which forms the 1-skeleton of the cell decomposition of \mathbb{H}^2 dual to the above tessellation by ideal triangles. The length-space metric of each Σ_λ is determined by the fact that each edge of the tree is a geodesic arc of length equal to the weight of its dual edge of the triangular tessellation. In fact, every Σ_λ is realized as a spacelike tree embedded into the frontier of \mathcal{U}_λ^0 in the Minkowski space, and $h_\lambda^0(\Gamma)$ acts on it by isometries.

The behaviour of the *asymptotic states* of the cosmological time of each \mathcal{U}_λ^0 , is formally the same as in the cocompact case. In particular, when $a \rightarrow 0$, then action of $h_\lambda^0(\Gamma)$ on the level surface $\mathcal{U}_\lambda^0(a)$ converges to action on the initial singularity Σ_λ . The marked length spectrum of $\hat{\mathcal{U}}_\lambda^0(a)$ (which coincides with the minimal displacement marked spectrum of the action of $h_\lambda^0(\Gamma)$ on $\mathcal{U}_\lambda^0(a)$), converges to the minimal displacement marked spectrum of the isometric action on the initial singularity. If γ_i $i = 1, 2, 3$ are (the conjugacy classes of) the parabolic elements of Γ corresponding to the three cusps of F , the last spectrum takes values $\gamma_i \rightarrow a_i + a_{i+1}$, where we are assuming that the edges of the ideal triangulation of F with weights a_i and a_{i+1} enter the i th-cusp, $a_4 = a_1$. By the way, this implies that these spacetimes are not isometric to each other.

However, it follows from [6] that:

- (1) *The flat Lorentzian holonomies $h_\lambda^0(\Gamma)$ are all conjugated (by $\text{Isom}_0(\mathbb{X}_0)$) to their common linear part Γ .*
- (2) *All non trivial classes in $H^1(\Gamma, \mathbb{R}^3)$ are not realized by any flat spacetime having Γ as linear holonomy.*

Hence, the flat Lorentzian holonomy is completely *blind* in this case, and, on the other hand, the non trivial algebraic $\text{Isom}_0(\mathbb{X}_0)$ -extensions of Γ are not correlated to the geometry of any spacetime. Apparently this is a completely different behaviour with respect to the cocompact case.

Remarks 4.9.1 (1) The above facts would indicate that the currently accepted equivalence between the classical formulation of 3D gravity in terms of Einstein action on metrics, and the formulation via Chern-Simons actions on connections (see [52] and also Section 1.9 of Chapter 1), should be managed instead very carefully outside the cocompact Γ -invariant range (see [36] for similar considerations about flat spacetimes with particles).

(2) Every \mathcal{U}_λ^0 can be embedded in a Γ -invariant way in the static spacetime $I^+(0)$ as the following construction shows (this is the geometric meaning of point (1) above).

Up to conjugating h_λ^0 by an isometry of $\text{Isom}(\mathbb{X}_0)$ we can suppose $h_\lambda^0(\gamma) = \gamma$ for every $\gamma \in \Gamma$. We want to prove that \mathcal{U}_λ^0 is contained in $I^+(0)$. By contradiction

suppose there exists $x \in \mathcal{U}_\lambda^0$ outside the future of 0. Since \mathcal{U}_λ^0 is future complete $I^+(x) \cap \partial I^+(0)$ is contained in \mathcal{U}_λ^0 . But we know there is no open set of $\partial I^+(0)$ such that the action of Γ on it is free. Thus we obtain a contradiction.

There is a geometric way to recognize such domains inside $I^+(0)$. Take a Γ -invariant set of horocircle $\{B_n\}$ in \mathbb{H}^2 centered to points corresponding to cusps. We know that every horocircle B_n is the intersection of \mathbb{H}^2 with an affine null plane orthogonal to the null-direction corresponding to the center of B_n . Now it is not difficult to see that the set

$$\Omega = \bigcap I^+(P_n)$$

is a regular domain invariant by Γ . This is clear if B_n are sufficiently small (in that case we have that $\Omega \cap \mathbb{H}^2 \neq \emptyset$). For the general case denote by $\hat{B}_n(a)$ the intersection of P_n with the surface $a\mathbb{H}^2$. Then the map

$$f_a : a\mathbb{H}^2 \ni x \mapsto x/a \in \mathbb{H}^2$$

sends $\hat{B}_n(a)$ to a horocircle $B_n(a)$ smaller and smaller as a increases. It follows that $\Omega \cap a\mathbb{H}^2 \neq \emptyset$ for $a \gg 0$. Since a regular domain is the intersection of the future of its null-support planes it follows that every \mathcal{U}_λ^0 can be obtained in this way.

Earthquake failure and broken T -symmetry Here we adopt the notations of Section 4.6.

Earthquake failure. It was already remarked in [49] that λ produces neither left nor right earthquake. Nevertheless, we can consider the Epstein-Marden cocycles $\beta_- = \beta_{-\lambda}$ and $\beta_+ = \beta_\lambda$. The associated representations

$$\begin{aligned} h_L(\gamma) &= \beta_-(x_0, \gamma(x_0))\gamma \\ h_R(\gamma) &= \beta_+(x_0, \gamma(x_0))\gamma \end{aligned}$$

are faithful and discrete. Both the limit set Λ_L of h_L and Λ_R of h_R are Cantor sets such that both quotients of the respective convex hulls are isometric to a same hyperbolic pant with totally geodesic boundary Π_λ . If γ_i is as above, then we have that $h_L(\gamma_i)$ and $h_R(\gamma_i)$ are hyperbolic transformations corresponding to the holonomy of a boundary component of Π_λ , with translation length equal to $a_i + a_{i+1}$.

Thus h_L and h_R are conjugated in $PSL(2, \mathbb{R})$. The above remarks imply that there exists a spacelike plane P in \mathbb{X}_{-1} that is invariant for the representation $h = (h_L, h_R)$. The limit set of the action of h on P is the Cantor set

$$\Lambda = \overline{\{(x_L^+(\gamma)), (x_R^+(\gamma))\}},$$

$x_L^+(\gamma)$ (resp. $x_R^+(\gamma)$) denoting the attractive fixed point of $h_L(\gamma)$ (resp. $h_R(\gamma)$).

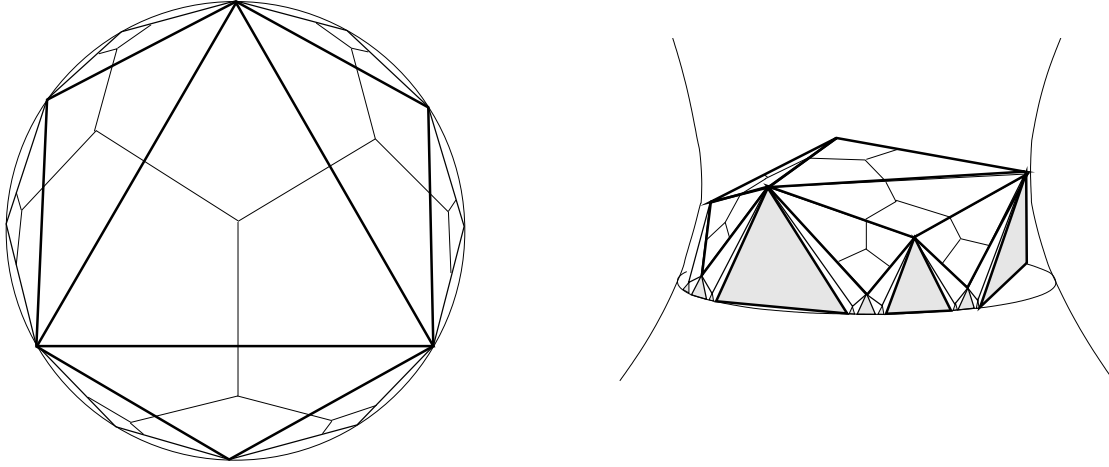


Figure 4.10: On the left the lamination \mathcal{L} with its dual spine. On the right the bending of \mathbb{H}^2 along λ in \mathbb{X}_{-1} . Grey regions are null components of the past boundary of \mathcal{K}_λ .

It follows that for any sequences $(x_n) \in \partial \mathbb{X}_{-1}$ and $(\delta_n) \in \Gamma$ the accumulation points of the set $\{h(\delta_n)x_n\}$ are contained in P .

Broken T -symmetry. Consider now the bending of \mathbb{H}^2 along λ . The key point is to describe the curve c_λ , that is the curve at infinity of \mathcal{U}_λ^{-1} .

Take a point $x \in \partial \mathbb{H}^2$ that is vertices of a triangle T of λ . The point x corresponds to a puncture of F so there is a parabolic transformation $\zeta \in \Gamma$ conjugated to one γ_i that fixes x . Moreover, we can choose ζ in such a way that it is conjugated to a translation $z \mapsto z + a$ with $a > 0$ in $PSL(2, \mathbb{R})$. It is not hard to see that, if we take $z \in T$, the point $\beta_-(x_0, z)x$ is the repulsive fixed point of $h_L(\zeta)$ whereas $\beta_+(x_0, z)x$ is the attractive fixed point of $h_R(\zeta)$. Since T is sent via the bending map to $\beta(x_0, z)(T)$, we see that c_λ contains $(x_L^-(\zeta), x_R^+(\zeta))$.

Choose an edge l_0 of T with end-point at x , and let y_0 be the end-point of l_0 different from x . We have that $T_n = \varphi_\lambda(\zeta^n(T))$ is a totally geodesic ideal triangle embedded in the surfaces $\varphi_\lambda(\mathbb{H}^2)$. If we take $z \in T$, it is easy to see that a vertices of T_n is the point $u_n = \beta(x_0, \zeta^n z)(\zeta^n y_0, \zeta^n y_0)$. Then, a simple computation shows that

$$u_n = (h_L(\zeta^n), h_R(\zeta^n))(\beta_-(x_0, x)y_0, \beta_+(x_0, x)y_0).$$

Thus we have that c_n converges to the point $u_\infty = (x_L^+(\zeta), x_R^+(\zeta))$ that, hence, lies on c_λ .

By exchanging ζ with ζ^{-1} , we see that the point $v_\infty = (x_L^-(\zeta), x_R^-(\zeta))$ lies on c_λ .

We have already proved that the point $u = (x_L^-(\zeta), x_R^+(\zeta)) = (\beta_-(x_0, x)x, \beta_+(x_0, x)x)$ lies in c_λ . Since c_λ is achronal and u and v_∞ are in the same right leaf, it follows

that the future directed segment on the right leaf from v_∞ towards u is contained in c_λ . In the same way we have that the future directed segment on the left leaf from u_∞ towards u is contained in c_λ .

Notice that u_∞ and v_∞ are the vertices of a boundary component of the convex hull H of Λ in P .

Now take a boundary component l of H oriented in the natural way and let u_- and u_+ be its vertices. Then the right leaf through u_- and the left leaf through u_+ meet each other at a point u_l . The future directed segments from u_\pm towards u in the respective leaves is contained in c_λ . Denote by V_l the union of such segments. We have that the union of V_l , for l varying in the boundary components of H , is contained in c_λ . But it is not hard to see that its closure is a closed path so that c_λ coincides with it.

Since the description of the curve c_λ is quite simple we can describe also the past boundary $\partial_- \mathcal{K}$ of the convex hull of c_λ , *i.e.* of the AdS convex core of \mathcal{U}_λ^{-1} . Notice that P is the unique spacelike support plane touching $\partial_- \mathcal{K}$. Then for every component l of H , there exists a unique null support plane P_l with dual point at u_l . Thus we have that $\partial_- \mathcal{K}$ is the union of H and an infinite number of null half-planes, each attached to a boundary component of H . It follows that $\partial_- \mathcal{K}$ is *not* complete.

It is not hard to verify that also $(\mathcal{U}_\lambda^{-1})^*$ has canonical cosmological time T^* , which passes to the quotient spacetime $(\hat{\mathcal{U}}_\lambda^{-1})^*$. A level surface $\hat{\mathcal{U}}_\lambda^{-1}(a)$ (for $a < \pi/2$) of the quotient spacetime is isometric to the surface obtained by rescaling the metric on the pant Π_λ by a factor $\sin a$, and attaching to every boundary components a infinite Euclidean cylinders. The (Γ -invariant) formulae of the (inverse of) canonical rescaling of Section 4.6, apply to $(\mathcal{U}_\lambda^{-1})^*$ with its cosmological time T^* , and produce a flat regular domain $(\mathcal{U}_\lambda^0)^*$ in \mathbb{X}_0 . The above pant Π_λ is the convex core $C = C(F')$ of the complete hyperbolic surface of infinite area $F' = \mathbb{H}^2/\Gamma'$, where $\Gamma' = h_L \cong h_R$ does not contain any parabolic element. Π_λ lifts to an ideal convex domain \tilde{C} in \mathbb{H}^2 (*i.e.* the convex hull of the limit set $\Lambda_{\Gamma'} \subset S_\infty^1$). It is not hard to verify that \tilde{C} is the image of the Gauss map of $(\mathcal{U}_\lambda^0)^*$. Let N be the Gauss map of the static flat regular domain; then each level surface of the cosmological time of $(\mathcal{U}_\lambda^0)^*$ is obtained by taking the intersection with $N^{-1}(\tilde{C})$ of the corresponding level surface of the static spacetime, and gluing to each so obtained boundary component an infinite Euclidean half-plane. In fact, $(\mathcal{U}_\lambda^0)^*$ is a regular domain of the more general type that we shall treat in Chapter 6.

Chapter 5

\mathcal{QD} -spacetimes

In Chapter 4 we have considered flat regular domains in the Minkowski space \mathbb{X}_0 that have *surjective Gauss map*. In the present chapter we consider the somewhat opposite situation, realized by the simplest flat regular domain with the *most degenerate Gauss map*, i.e. the future $I^+(r)$ of a spacelike geodesic line r of \mathbb{X}_0 . In this case the WR-rescaling theory can be developed in a completely explicit and self-contained way, eventually obtaining nevertheless a complete agreement (in particular for what concerns the universal rescaling functions) with what we have done for the $\mathcal{ML}(\mathbb{H}^2)$ -spacetimes. The theory will extend to spacetimes modeled on $I^+(r)$, that are governed by quadratic differentials on Riemann surfaces.

5.1 Quadratic differentials

We recall a few general facts about quadratic differentials on Riemann surfaces. We refer for instance to [1, 45, 33] for details.

Let F be a Riemann surface. A *meromorphic quadratic differential* ω on F is a meromorphic field of quadratic forms on F . In local coordinates ω looks like

$$\omega = \phi dz^2$$

for some meromorphic function ϕ . We will limit ourselves to consider quadratic differentials that have poles of order 2 at most. If $\omega \neq 0$, then its *singular locus* $X(\omega) = X'(\omega) \cup X''(\omega)$ is the discrete subset of F where X' is the union of zeros and simple poles of ω , while X'' is made by the order 2 poles. Set $F' = F \setminus X(\omega)$. If ω is *holomorphic* at $p \in F$, then there are local *normal coordinates* $z = u + iy$ such that, $p = 0$ and

$$\omega = z^m dz^2, \quad m \in \mathbb{N},$$

where $m \geq 1$ iff p is a zero of order m . The local normal form at a simple pole is

$$\omega = \frac{1}{z} dz^2.$$

The local normal forms at poles of order 2 depend on one complex *modulus* as they are

$$\omega = \frac{a}{z^2} dz^2, \quad a \in \mathbb{C}.$$

On F' we have the ω -metric

$$ds^2 = ds_\omega^2 = (\omega \bar{\omega})^{\frac{1}{2}}$$

i.e., in local coordinates

$$ds^2 = |\phi| |dz|^2.$$

By using the local normal forms, it is easy to see that ds_ω^2 verifies the following properties:

- (1) it is *flat* on F' ;
- (2) it extends to a conical singularity with cone angle $(m+2)\pi$ at each zero of order m ; it extends to a conical singularity with cone angle π at each simple pole;
- (3) every pole of order 2 (with local normal form as above) gives rise to a cylindral “end” of F' isometric to $S^1 \times \mathbb{R}^+$ endowed with the metric

$$|a|^2 d\theta^2 + dt^2.$$

A vector $v \in TF'_p$ is said ω -horizontal (ω -vertical) if $\omega(v)$ is real and strictly positive (negative). This induces on F' two fields of directions, that are orthogonal each other with respect to ds_ω^2 . The integral lines of these fields give rise to the ω -horizontal and ω -vertical *foliations* respectively, denoted $\mathcal{F}_* = \mathcal{F}_*(\omega)$, $*$ = h, v . By using local normal forms, we see that:

- (i) at non-singular points they are given by the y -constant and u -constant lines, respectively;
- (ii) at any zero p of order m , both foliations extend to singular foliations having a saddle singularity, with $(m+2)$ germs of singular leaves emanating from p . In a similar way, they extend at any simple pole p , with one germ of singular leaf emanating from p ;
- (iii) at a pole of order 2, the foliations are induced by a pair of *constant* orthogonal vector fields on the end $S^1 \times \mathbb{R}^+$ (with coordinate (θ, t) as above). In fact if the parameter of the pole is $a = |a|e^{i\alpha}$, then the horizontal direction is given by

$$e^{-\frac{i\alpha}{2}} \left(\frac{\partial}{\partial \theta} + i \frac{\partial}{\partial t} \right).$$

In particular, there is a closed ω -horizontal leaf iff a is real and $a < 0$. In such a case every closed curve $S^1 \times \{*\}$ is in fact a closed horizontal leaf.

We will say that a leaf of these singular foliations is *non-singular* if it does not end at any zero or simple pole of ω .

The foliations \mathcal{F}_* are endowed with *transverse measures* μ_* which in a normal coordinate at a non-singular point are given by $|dy|$ and $|du|$, respectively.

In fact, either the data $(ds^2, (\mathcal{F}_*, \mu_*), *, * = h, v)$ or (F, ω) determine each other. Note, in particular, that $(F, -\omega)$ corresponds to $(ds^2, (\mathcal{F}_v, \mu_v), (\mathcal{F}_h, \mu_h))$ *i.e.* the flat metric is the same, but the measured foliations exchange each other.

This suggests a very convenient geometric way to deal with quadratic differentials, by using the $(\mathbb{X}, \mathcal{G})$ -structure machinery (see Section 1.1).

Local model. Consider the complex plane \mathbb{C} with coordinate $z = u + iy$, and the non singular quadratic differential $\omega_0 = dz^2$. Then $ds_0^2 = |dz|^2$ is the ω_0 -metric and we have the associates ω_0 -measured foliations $(\mathcal{F}_*^0, \mu_*^0)$.

The subgroup $\text{Aut}(\mathbb{C}, \omega_0)$ of $\text{Aut}(\mathbb{C})$ preserving ω_0 (equivalently, the group of direct isometries of ds_0^2 preserving $(\mathcal{F}_*^0, \mu_*^0)$) is generated by translations

$$\sigma_v(u + iy) = (u + iy + v), \quad v = p + iq$$

and by the rotation R_π of angle π . This last inverts the orientation of the ω_0 -foliations.

The *Teichmüller ray* based on ω_0 is given by the 1-parameter family of structures

$$(ds_\tau^2, (\mathcal{F}_h, \tau\mu_h), (\mathcal{F}_v, \mu_v)), \quad \tau \geq 1$$

where

$$ds_\tau^2 = \tau^2 du^2 + dy^2, \quad \tau \geq 1.$$

By taking $\tau > 0$ we have the associated Teichmüller *line*.

Let S be an oriented surface, $X = X' \cup X''$ be a discrete subset of S . Set $S' = S \setminus X$. Consider any $(\mathbb{C}, \text{Aut}(\mathbb{C}, \omega_0))$ -structure on S' . This is equivalent to give S' a Riemann surface structure F' equipped with a non-singular quadratic differential ω' . In fact a (maximal) $(\mathbb{C}, \text{Aut}(\mathbb{C}, \omega_0))$ -atlas coincide with a maximal family of local normal coordinates for (F', ω') . We say that this $(\mathbb{C}, \text{Aut}(\mathbb{C}, \omega_0))$ -structure is of *meromorphic type* (with singular set equal to X) if (F', ω') extends to a Riemann surface structure F on the whole of S , equipped with a meromorphic differential ω , in such a way that $X' = X'(\omega)$ and $X'' = X''(\omega)$. This eventuality is determined by the behaviour of $(ds_{\omega'}^2, (\mathcal{F}_*(\omega'), \mu_*(\omega')), *, * = h, v)$, around each point $p \in X$ (see the above local models).

The Teichmüller line based on ω_0 lifts to the Teichmüller line based on ω' . This eventually leads to a 1-parameter family of structures (F_τ, ω_τ) on S . Each ω_τ is a meromorphic quadratic differential on the Riemann surface F_τ . When τ varies several objects remain constant: $X'(\omega_\tau) = X'$ and $X''(\omega_\tau) = X''$; every $p \in X'$ has constant (pole or zero) order; the (unmeasured) foliations $\mathcal{F}_*(\omega_\tau) = \mathcal{F}_*(\omega)$; $\mu_h(\omega_\tau) = \mu_h(\omega)$. On the other hand, the ω_τ -metric, the measure $\mu_v(\omega_\tau)$ and the moduli of the poles $p \in X''$ vary with τ .

As usual, for every Riemann surface F as above, we often prefer to consider a conformal universal covering $\Omega \rightarrow F$, so that $F = \Omega/\Gamma$ for a group of conformal transformations of Ω . Then we can develop the above theory on Ω , possibly in a Γ -invariant way. By the uniformization theorem, $\Omega = \mathbb{C}, \mathbb{D}^2, \mathbb{P}^1(\mathbb{C})$. A simple application of the Gauss-Bonnet formula for flat metrics with conical singularities, shows that Ω is not compact if it carries a *holomorphic* quadratic differential.

5.2 Flat \mathcal{QD} -spacetimes

Recall that $I^+(r)$ denotes the future of a spacelike line in \mathbb{X}_0 . First we recall a few facts about it, later we will define general flat \mathcal{QD} -spacetimes.

5.2.1 Basic facts about $I^+(r)$

We consider the Minkowski space \mathbb{X}_0 with coordinates (x, y, t) and metric $k_0 = x^2 + dy^2 - dt^2$. As usual, it is oriented in such a way that the standard basis is positive; time-oriented in such a way that $\partial/\partial t$ is future directed. We can assume that the spacelike line r is the y -coordinate line, so that $I^+(r)$ coincides with

$$\mathcal{I} = \{t > 0, x^2 - t^2 < 0\}.$$

Clearly, the function $\tau = (t^2 - x^2)^{1/2}$ is the *cosmological time* of \mathcal{I} , and r is its *initial singularity*. The image of the Gauss map of \mathcal{I} consists just of one geodesic line of \mathbb{H}^2 , ie $\{x^2 - t^2 = -1, y = 0\}$.

It is useful to perform the following change of coordinates that establishes an immediate relationship with quadratic differentials:

$$D_0 : \Pi_0 \rightarrow \mathbb{X}_0$$

$$x = \tau \operatorname{sh}(u), \quad y = y, \quad t = \tau \operatorname{ch}(u).$$

This is an isometry onto \mathcal{I} of the open upper half-space $\Pi_0 = \{\tau > 0\}$ of \mathbb{R}^3 , endowed with the metric

$$g_0 = \tau^2 du^2 + dy^2 - d\tau^2.$$

In fact D_0 can be considered as a developing map for a $(\mathbb{X}_0, \operatorname{Isom}^+(\mathbb{X}_0))$ -structure on Π_0 .

The coordinate τ is the cosmological time of Π_0 . Note that this is real analytic, and it is also a CMC time: each τ -level surface $\Pi_0(a)$ has mean curvature equal to $1/2a$. We will use the following notations. For every $X \subset (0, +\infty)$ $\Pi_0(X) = \tau^{-1}(X)$. Sometimes we also use $\Pi_0(> a)$ instead of $\Pi_0((a, +\infty))$ and so on.

Let us identify $\Pi_0(1)$ with the complex plane \mathbb{C} , by setting $z = u + iy$. We see immediately that:

The 1-parameter family of flat metrics on the level surfaces $\Pi(a)$, $a > 0$, coincides with the one of the Teichmüller line associated to the quadratic differential ω_0 .

Together with the image of the Gauss map, a “dual” object to the initial singularity of Π_0 is just the ω_0 -vertical measured foliation $(\mathcal{F}_v^0, \mu_v^0)$ on $\Pi_0(1)$. In fact, if γ is an arc transverse to \mathcal{F}_v^0 , then $\mu_v^0(\gamma)$ coincides with the length of its image via the retraction onto the initial singularity.

Remarks 5.2.1 (1) Let us change the time orientation of Π_0 (by keeping the spacetime one). This corresponds to the change of coordinates $u' = y, y' = u, \tau' = -\tau$. The new spacetime has now a *final singularity*. If we change again the time orientation, but reversing the spacetime one, we get the metric $du^2 + \tau^2 dy^2 - d\tau^2$, and the above description holds by replacing the quadratic differential $\omega = dz^2$ with $-\omega = -dz^2$.

(2) Let us consider now the 1-parameter family of quadratic differentials $s^2 dz^2$, $s > 0$. Then, the corresponding family of Teichmüller lines of flat metrics is given by $s^2(\tau^2 du^2 + dy^2) - d\tau^2$, $\tau > 0$; these metrics are given by the pullback of h_0 via the maps $\mathbf{g}_s : \Pi_0 \rightarrow \Pi_0$, $\mathbf{g}_s(u, y, \tau) = (su, sy, \tau)$.

The group $\text{Isom}^+(\Pi_0)$ of isometries preserving both spacetime and time orientations is generated by “horizontal” translations and the rotation R_π of angle π , around the vertical τ -axis. In other words, it is canonically isomorphic to $\text{Aut}(\mathbb{C}, \omega_0)$. Note that, for every $a > 0$, the isometry group of $\Pi_0(> a)$ coincides with the whole of $\text{Isom}^+(\Pi_0)$ (just via the restriction map).

We have the faithful representation:

$$h_0 : \text{Isom}^+(\Pi_0) \rightarrow \text{Isom}^+(\mathbb{X}_0)$$

given by

$$h_0(\sigma_v) = \begin{pmatrix} \text{ch}(p) & \text{sh}(p) & 0 \\ \text{sh}(p) & \text{ch}(p) & 0 \\ 0 & 0 & 1 \end{pmatrix} + \begin{pmatrix} 0 \\ 0 \\ q \end{pmatrix}$$

$$h_0(R_\pi)(x, y, t) = (-x, y, t) .$$

The representation h_0 can be considered as a *compatible universal holonomy* for the above developing map D_0 . In fact for every $\xi \in \text{Isom}^+(\Pi_0)$, for every $p \in \Pi_0$, we have that

$$D_0(\xi(p)) = h_0(\xi)(D_0(p)) .$$

Moreover, the image of h_0 coincides with $\text{Isom}^+(\mathcal{I})$, and $\mathcal{I} = D_0(\Pi_0)$.

5.2.2 Globally hyperbolic flat \mathcal{QD} -spacetimes

These spacetimes had been already pointed out in [13](3). With the notations of Section 5.1, let us take S , $X = X' \cup X''$, $S' = S \setminus X$, such that S' is endowed with a $(\mathbb{C}, \text{Aut}(\mathbb{C}, \omega_0))$ -structure of meromorphic type (with singular set X), corresponding to the structure (F, ω) on S . This immediately induces a $(\Pi_0, \text{Isom}^+(\Pi_0))$ -structure on $S' \times (0, +\infty)$ such that the so obtained flat spacetime, denoted $Y_0(F, \omega)$, verifies the following properties:

- (1) the cosmological time τ of Π_0 lifts to a submersion (still denoted)

$$\tau : Y_0(F, \omega) \rightarrow (0, +\infty)$$

which is in fact its cosmological time; each τ -level surface $Y_0(F, \omega)(a)$ is a Cauchy surface. Moreover, the 1-parameter family of spacelike metrics on these level surfaces of $Y_0(F, \omega)$ coincides with the one of the Teichmüller line based on ω . On the other hand, these spacelike surfaces are in general *non-complete* (so that the theory developed in the other Chapters does not apply);

- (2) $Y_0(F, \omega)$ is a maximal globally hyperbolic spacetime;

(3) Set $\bar{S} = S' \cup X'$, $L = L' \cup L'' = X \times (0, +\infty) \subset S \times (0, +\infty)$. Then $Y_0(F, \omega)$ extends to a *cone* spacetime $\bar{Y}_0(F, \omega)$ supported by $\bar{S} \times (0, +\infty)$. Every component $\{p\} \times (0, +\infty)$, $p \in X'$, of L' corresponds to the world line of a conical singularity (a “particle”); the cone angle coincides with the one of p as a zero or a simple pole of ω . Every pole of order 2 corresponds to a so called *peripheral end* of $Y_0(F, \omega)$ homeomorphic to $(S^1 \times \mathbb{R}^+) \times (0, +\infty)$.

Such a $\bar{Y}_0(F, \omega)$ is said a *globally hyperbolic flat \mathcal{QD} -spacetime*. $Y_0(F, \omega)$ is its associated *non-singular* flat \mathcal{QD} -spacetime. $(S \times (0, +\infty), L = L' \cup L'')$ is said its *support*.

Note that

$$\Pi_0 = \bar{Y}_0(\mathbb{C}, \omega_0) = Y_0(\mathbb{C}, \omega_0) ,$$

$$\bar{Y}_0(\mathbb{C}, z^m dz^2) ,$$

$$\bar{Y}_0(\mathbb{C}, \frac{1}{z} dz^2) ,$$

and

$$\bar{Y}_0(\mathbb{C}, \frac{a}{z^2} dz^2) = Y_0(\mathbb{C}, \frac{a}{z^2} dz^2), \quad a \in \mathbb{C}$$

furnish the *local models* for any globally hyperbolic flat \mathcal{QD} -spacetime.

On the initial singularities. As usual let us assume that $S = \Omega$ is simply connected, that ω is defined on Ω , possibly in a Γ -invariant way, for a suitable group of conformal automorphisms. We want to define and describe the initial singularity of $\bar{Y}_0(\Omega, \omega)$. This is not so simple to figure out as in the case of

flat $\mathcal{ML}(\mathbb{H}^2)$ -spacetimes because now the developing map is not in general an embedding. However, their intrinsic descriptions are in fact very close each other (see Section 6.3). Consider the level surface $\mathfrak{S} = \overline{Y}_0(\Omega, \omega)(1)$ of the cosmological time τ . By construction, it can be naturally identified with (Ω, ω) . For every $p \in \mathfrak{S}$, let γ_p be the past directed ray of the integral line of the gradient of τ that starts at p . For every $s < 1$, set $p(s) = \gamma_p \cap \overline{Y}_0(\Omega, \omega)(s)$. Let us say that γ_p and γ_q are *asymptotically equivalent* if $d_s(p(s), q(s)) \rightarrow 0$ when $s \rightarrow 0$, where d_s denotes the distance on $\overline{Y}_0(\Omega, \omega)(s)$ associated to its spacelike structure. This is in fact an equivalence relation “ \cong ” on \mathfrak{S} we define the initial singularity (as a set) to be the quotient set

$$\Sigma = \Sigma(\overline{Y}_0(\Omega, \omega)) = \mathfrak{S} / \cong .$$

We describe now another equivalence relation on \mathfrak{S} via its natural identification with (Ω, ω) . Define

$$\delta_h(p, q) = \inf \{ \mu_h(c) \}$$

where c varies among the arcs connecting p and q and that are piecewise contained in leaves of the ω -horizontal foliation or are transverse to it. The set $p \cong_h q$ iff $\delta_h(p, q) = 0$. The quotient set \mathfrak{S} / \cong_h is in fact a metric space with distance (induced by) δ_h . Note that every non-singular leaf of \mathcal{F}_h determines one equivalence class, and the same fact holds for every connected component of the union of the singular ones. It is immediate that the two equivalence relations coincides on the above local models and this eventually holds on the whole $\overline{Y}_0(\Omega, \omega)$. Summarizing, (Σ, δ_h) is a metric space, the natural *retraction*

$$r : \mathfrak{S} \rightarrow \Sigma$$

is continuous; in the Γ -invariant case, Γ acts on (Σ, δ_h) by isometry, and r is Γ -equivariant.

Remark 5.2.2 In the special case when $\Omega = \mathbb{H}^2$, $S = \mathbb{H}^2 / \Gamma$ is compact, and ω is *holomorphic*, (Σ, δ_h) is just the \mathbb{R} -tree associated to the Γ -invariant quadratic differential ω by Skora theory. On the other hand there is a natural Γ -invariant measured geodesic lamination $\lambda = (\mathcal{L}, \mu)$ on \mathbb{H}^2 associated to ω . Roughly speaking, each non singular leaf of \mathcal{F}_h has two limit points at S_∞^1 , hence it determines a geodesic in \mathbb{H}^2 . The support of λ is given by the closure on the union of the geodesics obtained in this way; moreover μ_h induces a transverse measure μ so that μ_h and μ share the same dual \mathbb{R} -tree (Σ, δ_h) , equipped with an isometric action of $\pi_1(S)$ with small stabilizers. In fact this establishes a bijection between holomorphic quadratic differentials and measured geodesic laminations on S . Hence the \mathcal{QD} -spacetime $\overline{Y}_0(\Omega, \omega)$ and the flat $\mathcal{ML}(\mathbb{H}^2)$ -spacetime \mathcal{U}_λ^0 share the same initial singularity.

Π_0 -quotients. Quotient spacetimes of Π_0 are the simplest but important examples of globally hyperbolic flat \mathcal{QD} -spacetime.

Let Λ be a non trivial group of isometries acting freely and properly discontinuously on Π_0 . Then either it is generated by one or two \mathbb{R} -independent translations: either $\Lambda = \langle \sigma_v \rangle$, $v = p + iq$, or $\Lambda = \langle \sigma_{v_1}, \sigma_{v_2} \rangle$, $v_j = p_j + iq_j$, where we assume that v_1, v_2 make a positive \mathbb{R} -basis of \mathbb{C} . Clearly Π_0/Λ is homeomorphic to $S \times (0, +\infty)$, where either $S = S^1 \times \mathbb{R}$ or $S = S^1 \times S^1$. In fact, it is easy to see that either:

$$\Pi_0/\Lambda = Y_0(\mathbb{C}, \frac{a}{z^2} dz^2)$$

where,

$$v = |v|e^{\beta i}, \quad a = |v|e^{2\beta i}$$

or

$$\Pi_0/\Lambda = Y_0(F_\Lambda, \omega_\Lambda) = \overline{Y}_0(F_\Lambda, \omega_\Lambda)$$

where F_Λ is the complex torus $F_\Lambda = \mathbb{C}/\Lambda$, and ω_0 descends on the non-singular differential ω_Λ on F_Λ . Note that the the rotation R_π conjugates Λ and $-\Lambda$, where this last group is obtained by replacing each generator w by $-w$.

It is well-known [38, 39] that all *non static* maximal globally hyperbolic flat spacetimes with *toric Cauchy surfaces* arise in this way, and that the corresponding Teichmüller-like space is parametrized by the pairs $(F, \omega) = (F_\Lambda, \omega_\Lambda)$ as above (equivalently, by the groups Λ up to conjugation by $\text{Isom}^+(\Pi_0)$).

5.2.3 General flat \mathcal{QD} -spacetimes

Let $(M, L = L' \cup L'')$ be formed by an oriented 3-manifold M and a 1-dimensional submanifold L of M , such that every component of L either belongs to L' or L'' and is diffeomorphic to \mathbb{R} .

Definition 5.2.3 A *flat \mathcal{QD} -spacetime with support $(M, L = L' \cup L'')$* is given by a $(\Pi_0, \text{Isom}^+(\Pi_0))$ -structure on $M' = M \setminus L$ such that the so obtained spacetime Y_0 satisfies the following properties. Note that the cosmological time τ on Π_0 lifts to a function (still denoted)

$$\tau : Y_0 \rightarrow]0, +\infty[$$

without critical points. The τ -level surfaces give a foliation of Y_0 by spacelike surfaces which is in fact a foliation by Riemann surfaces endowed with non-singular quadratic differentials. We require that Y_0 extends to a *cone* spacetime \overline{Y}_0 supported by $\overline{M} = M' \cup L'$, which locally looks like a globally hyperbolic flat \mathcal{QD} -spacetimes, respecting the τ -functions. This means in particular that for every $p \in L''$ there is a neighbourhood U of p in M , such that $U \cap M'$ considered

as an open set of Y , isometrically embeds in some $Y_0(\mathbb{C}, \frac{a}{z^2}dz^2)$ respecting the τ -functions. Similarly for $p \in L'$. Note that the τ -function continuously extends to the whole of \bar{Y} and the same fact holds for its gradient vector field.

The following proposition will show that flat \mathcal{QD} -spacetimes can realize *arbitrarily complicated topology and global causal structure*. Consider any (N, S_+, S_-, v) , where N is a compact oriented 3-manifold; $\partial N = S_+ \cup S_-$, and S_\pm is union of connected components of ∂N ; v is a nowhere vanishing vector field on N such that v is transverse to ∂N and is ingoing (outgoing) at S_+ (S_-). The field v is considered up to homotopy through non singular vector fields transverse to ∂N (sometimes v is called a *combing* of (N, S_+, S_-)). Possibly $\partial N = \emptyset$. Recall that such a combing exists iff $\chi(N) - \chi(S_+) = 0$ (equivalently $\chi(N) - \chi(S_-) = 0$), where $\chi(\cdot)$ denotes the Euler characteristic. We say that a closed 2-sphere Σ embedded in the interior of N *splits* v (in “traversing” pieces) if:

- Σ bounds a 3-ball \mathcal{B} embedded in the interior of N ;
- the restriction of v on a neighbourhood of \mathcal{B} looks like the field $\frac{\partial}{\partial x_3}$ at a standard round ball in \mathbb{R}^3 ;
- each integral line of the restriction of v on $\hat{N} = N \setminus \text{Int}(\mathcal{B})$ is homeomorphic to $[0, 1]$ with end-points on $\partial \hat{N}$.

Note that $\hat{v} = v|_{\hat{N}}$, has just one simple closed curve C of simple tangency on the 2-sphere Σ . Hence \hat{v} is ingoing (outgoing) at one component Σ_+ (Σ_-) of $\Sigma \setminus C$. Set $\hat{S}_\pm = S_\pm \cup \Sigma_\pm$. \hat{v} is considered up homotopy through vector fields with the same qualitative properties. A *tangle of orbits* for $(\hat{N}, \hat{S}_+, \hat{S}_-, \hat{v})$ is a finite union $E = E' \cup E''$ of (generic) integral lines of \hat{v} that are not tangent to Σ .

Finally we can state

Proposition 5.2.4 *Let (N, S_+, S_-, v) be as above. Then there exist a ball Σ that splits v , and a tangle of orbits $E = E' \cup E''$ for $(\hat{N}, \hat{S}_+, \hat{S}_-, \hat{v})$ such that:*

- (1) $(\hat{N}, E = E' \cup E'')$ embeds into $(M, L = L' \cup L'')$ which is the support of a flat \mathcal{QD} -spacetime \bar{Y}_0 ;
- (2) the gradient of the τ -function of \bar{Y}_0 is transverse to (the image of) $(\hat{S}_+ \cup \hat{S}_-) \setminus E''$ and the restriction of \hat{v} to $\hat{N} \setminus E''$ coincides with the restriction of the gradient of the τ -function.

We limit ourselves to a rough sketch of a proof based on the theory of *branched spines* of 3-manifolds (see [15]). In fact we use a variation of the construction made in Section 5 of [15](3). For the existence of the splitting sphere Σ , see [15](2). In fact, there is a branched standard spine P of \hat{N} , smoothly embedded in the interior of \hat{N} , which carries \hat{v} as traversing normal field. We can prove that P admits a *branched* Riemann surface structure F equipped with a meromorphic quadratic differential ω , with singular set contained the union of the open 2-regions of P . In fact, we can consider the *Euler cochain* e (see [15](1)), constructed

by means of the *maw* vector field on P , which gives each oriented 2-region R an integer value ≤ 0 . Then we can construct ω in such a way that: R contain one zero of order $2|e(R)| - 2$ if $e(R) < 1$; R contains one pole of order 2 with positive integral modulus if $e(R) = 1$; there no other singularities of ω . By using (F, ω) , as for the globally hyperbolic spacetimes, we can construct a *branched* flat \mathcal{QD} -spacetime structure supported by $(P \times]0, +\infty[, X'(\omega) \times]0, +\infty[, X''(\omega) \times]0, +\infty[)$. Finally, as in Section 5 of [15](3), we can *smoothly* embed \tilde{N} in $P \times]0, +\infty[$ in such a way that we get, by restriction, an ordinary spacetime structure satisfying the statement of the Proposition.

5.3 \mathcal{QD} WR-rescaling theory

First we are going to construct a canonical WR-rescaling theory on Π_0 . More precisely, for every $\mathbb{X} = \mathbb{H}^3, \mathbb{X}_{\pm 1}$, for every $*$ = $\mathbb{H}, \pm 1$ respectively, we are going to construct canonical pairs (D_*, h_*) , where

$$D_* : \Pi_0(X_*) \rightarrow \mathbb{X}$$

is a *real analytic* developing map defined on a suitable open subset $\Pi_0(X_*)$ diffeomorphic to Π_0 ,

$$h_* : \text{Isom}^+(\Pi_0) \rightarrow \text{Isom}^+(\mathbb{X})$$

is a faithful *universal holonomy* representation, such that (D_*, h_*) formally verifies the same properties stated above for (D_0, h_0) . Moreover, the pull back g_* on $\Pi_0(X_*)$ via D_* of the canonical metrics k_* of constant curvature on \mathbb{X} will be related to g_0 via canonical WR-rescaling directed by the constant field $\frac{\partial}{\partial \tau}$. Later this shall be generalized on arbitrary flat \mathcal{QD} -spacetimes.

5.3.1 Canonical Wick rotation on Π_0

We use the half-space model for the hyperbolic space, $\mathbb{H}^3 = \mathbb{C} \times]0, +\infty[$, with coordinates $(w = a + ib, c)$.

The *canonical hyperbolic developing map* is defined by

$$D_{\mathbb{H}} : \Pi_0(> 1) \rightarrow \mathbb{H}^3$$

$$D_{\mathbb{H}}(u, y, \tau) = \left(\frac{1}{\tau} \exp(u + iy), \frac{(\tau^2 - 1)^{1/2}}{\tau} \exp(y) \right).$$

The *compatible universal holonomy* is defined by:

$$h_{\mathbb{H}}(\sigma_{(p+iq)})(w, c) = (\exp(p + iq)w, \exp(p)c)$$

$$h_{\mathbb{H}}(R_{\pi})(w, c) = \left(\frac{1}{w}, \frac{1}{c} \right).$$

It is straightforward that $D_{\mathbb{H}}$ verifies the following properties:

1. It is a developing map for a hyperbolic structure on $\Pi_0(> 1)$ (*i.e.* it is a local diffeomorphism).
2. Its image is the open set $\mathbb{H}^3 \setminus \gamma$ of \mathbb{H}^3 , where $\gamma = \{a = b = 0\}$.
3. It sends any τ -level surface $\Pi_0(a)$ onto a level surface of the distance function, say Δ , from the geodesic line γ .
4. It analytically extends to the exponential map defined on $\Pi_0(1)$.
5. It admits a compatible universal holonomy, say $h_{\mathbb{H}}$.
6. The tautological hyperbolic metric $g_{\mathbb{H}}$ on $\Pi_0(> 1)$ which makes $D_{\mathbb{H}}$ a local isometry is obtained from the flat Lorentzian metric $g_0|_{\Pi_0(> 1)}$ via a Wick rotation directed by the gradient of τ , with rescaling functions which only depend on the value of τ .

We claim that these properties *completely determine* $(D_{\mathbb{H}}, h_{\mathbb{H}})$. A posteriori, we can verify that the rescaling functions of the WR are $\alpha = \frac{1}{\tau^2 - 1}$, $\beta = \alpha^2$, in agreement with the ones obtained for the flat $\mathcal{ML}(\mathbb{H}^2)$ -spacetimes, so that

$$g_{\mathbb{H}} = \frac{\tau^2}{\tau^2 - 1} du^2 + \frac{1}{\tau^2 - 1} dy^2 + \frac{1}{(\tau^2 - 1)^2} d\tau^2 .$$

This claim can be proved via straightforward computations, made on the base of the following considerations:

(a) The choice of $\Pi_0(> 1)$ as domain of definition of $D_{\mathbb{H}}$ is a first normalization. In fact, for every $r > 0$, let us consider the map $f_r : \Pi_0 \rightarrow \Pi_0$, $f_r(u, y, \tau) = (u, ry, r\tau)$. Clearly, it maps $\Pi_0(\geq 1/r)$ onto $\Pi_0(\geq 1)$, and $f_r^*(h_0) = r^2 ds^2$. So the composition $D_{\mathbb{H}} \circ f_r$ is a developing map defined on $\Pi_0(\geq 1/r)$, which satisfies the above requirements. The rescaling functions are now $\alpha = \frac{1}{r^2(r^2\tau^2 - 1)}$, $\beta = \alpha^2$.

However, note that for the $\mathcal{ML}(\mathbb{H}^2)$ -spacetimes there was not such a freedom, and the agreement of the rescaling functions holds only for $\Pi_0(> 1)$.

(b) Also condition (4) is just a normalization, in order to fix $D_{\mathbb{H}}$ among all the other developing maps obtained via post-composition with directed hyperbolic isometries that share the geodesic γ as axis. Moreover, this has a clear geometric meaning, because the exponential map is a local isometry of $\Pi_0(1)$ onto $\mathbb{C} \setminus \{0\} \subset \partial\mathbb{H}^3$, endowed with its Thurston's metric (see Chapter 6).

(c) In order to satisfy conditions (1), (2), (3) and (5), such a map must be of the form

$$F : (u, y, \tau) \rightarrow (a(\tau)e^{(u+iy)}, b(\tau)e^u)$$

where a, b are positive functions. Moreover, as the map must be defined on $\Pi_0(> 1)$, we have to require that $a(1) = 1$, $b(1) = 0$, $\frac{b}{a}$ is an increasing function which tends to $+\infty$ when $\tau \rightarrow +\infty$.

(d) In order to satisfy (6), we realize that the functions a and b must satisfy the condition $a'a + b'b = 0$; by integrating it, we get $1 - a^2(\tau) = b^2(\tau)$.

(e) Let us denote by g the pull-back of the hyperbolic metric, and by $h = h_0|_{\Pi_0(> 1)}$ the Lorentzian metric on $\Pi_0(> 1)$. We have

$$g\left(\frac{\partial}{\partial u}, \frac{\partial}{\partial u}\right) = \frac{1}{b^2}$$

$$g\left(\frac{\partial}{\partial y}, \frac{\partial}{\partial y}\right) = \frac{a^2}{b^2}$$

$$h\left(\frac{\partial}{\partial u}, \frac{\partial}{\partial u}\right) = \tau^2$$

$$h\left(\frac{\partial}{\partial y}, \frac{\partial}{\partial y}\right) = 1 .$$

In order to get (6), for some rescaling functions α, β , we finally obtain

$$a = \frac{1}{\tau}, \quad b = \frac{(\tau^2 - 1)^{1/2}}{\tau}$$

$$\alpha = \frac{1}{\tau^2 - 1}$$

$$\beta = g\left(\frac{d}{d\tau}, \frac{d}{d\tau}\right) = \frac{a'^2 + b'^2}{b^2} = \frac{1}{(\tau^2 - 1)^2} .$$

WR along a ray of quadratic differentials. Let us consider as above the family of quadratic differentials $s^2 dz^2$, $s > 0$. Set

$$\tilde{D}_s = D_{\mathbb{H}} \circ \mathbf{g}_s : \Pi_0(> 1) \rightarrow \mathbb{H}^3$$

where \mathbf{g}_s has been defined in Remark 5.2.1. Hence

$$\tilde{D}_s(u + iy, \tau) = \left(\frac{\exp(s(u + iy))}{\tau}, \frac{(\tau^2 - 1)^{1/2}}{\tau} \exp(su) \right) .$$

So we have the developing maps for a family of hyperbolic structures defined on $\Pi_0(> 1)$. The associated compatible representation is given by

$$\tilde{h}_s(\sigma_v)(w, c) = (\exp(sv)w, |\exp(sv)|c) .$$

More precisely, we have a family of *marked spaces* $g_s : \Pi_0(> 1) \rightarrow \Pi_0(> 1)$, where the target $\Pi_0(> 1)$ is considered as fixed *base space*. On the target space we

have the hyperbolic structure specified by the canonical developing map $D_{\mathbb{H}}$, and we use the marking \mathbf{g}_s to pull-back the structure on the source space. Similarly, we consider on the target $\Pi_0(> 1)$ the usual Lorentzian structure, and we pull-back it via the marking. We consider these marked spaces up to *Teichmüller-like equivalence*. Moreover, we can modify the developing map up to post-composition with direct isometry of \mathbb{H}^3 (or Π_0).

We want to study the limit behavior of these structures when $s \rightarrow 0$. Let us consider the new marked spaces

$$\mathbf{g}_s \circ \phi_s : \Pi_0 \rightarrow \Pi_0(> 1)$$

where

$$\begin{aligned} \phi_s : \Pi_0 &\rightarrow \Pi_0(> 1) \\ \phi_s(u + iy, \tau) &= (u + iy + \frac{1}{s} \log(\frac{(s^2 \tau^2 + 1)^{1/2}}{s}), (s^2 \tau^2 + 1)^{1/2}). \end{aligned}$$

Then, we have the family of hyperbolic developing maps on Π_0

$$D_s = \rho_s \circ \tilde{D}_s \circ \phi_s$$

where

$$\rho_s(w, c) = (w - \frac{1}{s}, c).$$

Hence

$$D_s(u + iy, \tau) = (\frac{\exp(s(u + iy)) - 1}{s}, \exp(su)\tau).$$

The corresponding compatible universal holonomy representations are given by

$$h_s(\sigma_v)(w, c) = (\exp(sv)w + \frac{\exp(sv) - 1}{s}, |\exp(sv)|c).$$

Moreover, by a direct computation, we see that the pull back of the hyperbolic metric $k_{\mathbb{H}}$ equals:

$$D_s^*(k_{\mathbb{H}}) = \frac{1}{\tau^2}((1 + s^2 \tau^2)du^2 + dy^2) + \frac{1}{\tau^2}d\tau^2 + \frac{2s}{\tau}dudt.$$

So we can easily conclude

Proposition 5.3.1 *When $s \rightarrow 0$, then:*

- (1) *the hyperbolic developing maps D_s tends (uniformly on the compact sets) to the “identity” map $(w, c) = D^0(u + iy, \tau) = (u + iy, \tau)$;*
- (2) *The holonomy representations h_s tends to*

$$h_0(\sigma(v))(w, c) = (w + v, c)$$

which is clearly compatible with D^0 .

- (3) *$D_s^*(k_{\mathbb{H}}) \rightarrow k_{\mathbb{H}}$ (uniformly on the compact sets, and up to trivial renaming of the variables).*

Consider now $\Pi_0(> 1)$ as a subset of a Minkowski space with coordinates (u, y, τ) ($\tau \in]-\infty, +\infty[$), and metric $du^2 + dy^2 - d\tau^2$. There is an evident Wick rotation on $\Pi_0(> 1)$ directed by the vector field $\partial_\tau = \frac{\partial}{\partial \tau}$ that converts it in the hyperbolic space, and is equivariant for the action of $\text{Isom}^+(\Pi_0)$ (note that it still acts by isometry on both sides of the Wick rotation). The above discussion would suggest that also the 1-parameter family of Wick rotations tends to this limit one, when $s \rightarrow 0$. We are going to see that this is the case up to suitable re-parametrization, ie at the Teichmüller-like space level. Let us try with the sequence of markings used above:

$$\Delta_s = \mathbf{g}_s \circ \phi_s : \Pi_0 \rightarrow \Pi_0(> 1) .$$

As usual denote by g_0 the standard Lorentzian metric on Π_0 . An easy computation shows that

$$\Delta_s^*(g_0) = s^2((s^2\tau^2 + 1)du^2 + dy^2) + 2s^3\tau^2dud\tau$$

$$\Delta_s^*(\partial_\tau) = \left(-\left(\frac{1}{s(s^2\tau^2 + 1)}\right)^{1/2}, 0, \frac{(s^2\tau^2 + 1)^{1/2}}{s^2\tau}\right) .$$

Hence, we see that these Lorentzian metrics degenerate when $s \rightarrow 0$, while the slope of $\Delta_s^*(\frac{\partial}{\partial \tau}) \rightarrow -\infty$.

However, let us consider the further markings

$$\hat{\Delta}_s = \Delta_s \circ \mathbf{g}_{\frac{1}{s}}$$

$$\hat{\Delta}_s(u + iy, \tau) = \left(u + iy + \frac{\log((s^2\tau^2 + 1))^{1/2}}{s}, (s^2\tau^2 + 1)^{1/2}\right) .$$

Finally we can easily check:

Proposition 5.3.2 *When $s \rightarrow 0$*

$$\hat{\Delta}_s^*(g_0) = (s^2\tau^2 + 1)du^2 + dy^2 + \left(s^2\tau^2 + \frac{s^2 - 1}{s^2\tau^2 + 1}\right)d\tau^2 + 2s^2\tau^2dud\tau$$

converges to the usual Minkowski metric $du^2 + dy^2 - d\tau^2$. Moreover, the action of the group $\text{Isom}^+(\Pi_0)$ on Π_0 is isometric for every $\hat{\Delta}_s^(g_0)$, $s \geq 0$.*

5.3.2 Canonical dS rescaling on Π_0

Like for $\mathcal{ML}(\mathbb{H}^2)$ spacetimes, the construction of D_1 is somewhat dual to the one of $D_{\mathbb{H}}$. Let us identify the half-space model of \mathbb{H}^3 used before with the usual hyperboloid model embedded in the Minkowski space \mathbb{M}^4 (with metric

$-dx_0^2 + \sum_{j=1,\dots,3} dx_j^2$) in such a way that the geodesic γ becomes the intersection of \mathbb{H}^3 with $\{x_2 = x_3 = 0\}$, and the point $(0, 0, 1)$ becomes the point $(1, 0, 0, 0) \in \mathbb{H}^3$. Thus the developing map $D_{\mathbb{H}} : \Pi_0(> 1) \rightarrow \mathbb{H}^3$ becomes

$$D_{\mathbb{H}}(u + iy, \tau) = \text{ch}(\Delta(\tau)) \begin{pmatrix} (c(\tau) + 1)/2c \\ (c(\tau) - 1)/2c \\ 0 \\ 0 \end{pmatrix} + \text{sh}(\Delta(\tau)) \begin{pmatrix} 0 \\ 0 \\ u/||(u, y)|| \\ y/||(u, y)|| \end{pmatrix}$$

where

$$\Delta(\tau) = \text{arctgh}\left(\frac{1}{\tau}\right)$$

$$c = \frac{(\tau^2 - 1)^{1/2}}{\tau}$$

$$||(u, y)|| = (u^2 + y^2)^{1/2}.$$

By taking $[D_{\mathbb{H}}]$ we immediately get such a developing map with values in the projective model of \mathbb{H}^3 . Note that each vertical line in $\Pi_0(> 1)$ parameterizes a geodesic ray $\gamma_{u+iy}(\tau)$ in \mathbb{H}^3 .

The universal holonomy representation transforms in

$$h_{\mathbb{H}}(\sigma_v) = \begin{pmatrix} \text{ch}(p) & \text{sh}(p) & 0 & 0 \\ \text{sh}(p) & \text{ch}(p) & 0 & 0 \\ 0 & 0 & \cos(q) & \sin(q) \\ 0 & 0 & -\sin(q) & \cos(q) \end{pmatrix}.$$

Thus

$$D_1 : \Pi_0(< 1) \rightarrow \mathbb{X}_1$$

is defined in such a way that every vertical lines in $\Pi_0(< 1)$ parameterizes the geodesic arc $\gamma_{u+iy}^*(\tau)$ in \mathbb{X}_1 that is dual to $\gamma_{u+iy}(\tau)$ and shares the same pair of points at infinity. Precisely,

$$D_1(u + iy, \tau) = [\text{ch}(\Delta^*(\tau)) \begin{pmatrix} 0 \\ 0 \\ u/||(u, y)|| \\ y/||(u, y)|| \end{pmatrix} + \text{sh}(\Delta^*(\tau)) \begin{pmatrix} (c(\tau) + 1)/2c \\ (c(\tau) - 1)/2c \\ 0 \\ 0 \end{pmatrix}]$$

$$\Delta^*(\tau) = \text{arctgh}(\tau).$$

In fact, this last is the cosmological time of the so obtained spacetime of constant curvature $\kappa = 1$.

We have the coincidence of the universal holonomies $h_1 = h_{\mathbb{H}}$.

It is easy to verify that

$$g_1 = D_1^*(k_1) = \frac{\tau^2}{1 - \tau^2} du^2 + \frac{1}{1 - \tau^2} dy^2 - \frac{1}{(1 - \tau^2)^2} d\tau^2.$$

The behaviour of $(D_{\mathbb{H}}, h_{\mathbb{H}})$ straightforwardly dualizes to (D_1, h_1) .

5.3.3 Canonical AdS rescaling on Π_0

Let us describe now the canonical AdS pair (D_{-1}, h_{-1}) . Let us fix an ordered pair (l, l') of spacelike geodesic lines in \mathbb{X}_{-1} that are dual each other. Let us denote by x_{\pm} and x'_{\pm} the respective endpoints. This determines four segments on $\partial\mathbb{X}_{-1}$ with endpoints x_*, x'_* . These segments belong to suitable light-lines for the natural conformal Lorentzian structure on the boundary of \mathbb{X}_{-1} . Denote by C the curve given by the union of these four segments, by $\mathcal{K}(C)$ its convex hull in the projective space. Abstractly, we can look at $\mathcal{K}(C)$ as a closed *oriented* positively embedded into the closure of \mathbb{X}_{-1} in the projective space. The curve $C = \mathcal{K}(C) \cap \partial\mathbb{X}_{-1}$, $\partial\mathcal{K}(C) \cap \text{int}(\mathcal{K}(C))$ is made by 4 triangular faces contained in four distinct null-planes. Let us order its four vertices as x_-, x_+, x'_-, x'_+ . This induces another orientation of $\mathcal{K}(C)$. We stipulate that the two orientations coincide, and that l' is in the future of l with respect to the time orientation of $\mathcal{K}(C)$. Fix two interior points $x_0 \in l$ and $x'_0 \in l'$ respectively. Clearly the dual plane $P(x_0)$ contains l' , while $l \subset P(x'_0)$. The time-like geodesic orthogonal to $P(x'_0)$ at x_0 is orthogonal also to $P(x_0)$ at x'_0 . It is easy to see that given two patterns of data $D(i) = (l_i, l'_i, x(i)_{\pm}, x'(i)_{\pm}, x(i)_0, x'(i)_0)$, $i = 1, 2$, as above, there is a unique isometry $f \in PSL(2, \mathbb{R}) \times PSL(2, \mathbb{R})$ of \mathbb{X}_{-1} such that $f(D(1)) = D(2)$. Thus we fix a choice by setting:

$$l(t) = [\text{ch}(t) \begin{pmatrix} 1 & 0 \\ 0 & 1 \end{pmatrix} + \text{sh}(t) \begin{pmatrix} 1 & 0 \\ 0 & -1 \end{pmatrix}] = \left[\begin{pmatrix} \exp(t) & 0 \\ 0 & \exp(-t) \end{pmatrix} \right],$$

$$l'(t) = \left[\begin{pmatrix} 0 & \exp(t) \\ -\exp(-t) & 0 \end{pmatrix} \right], \quad t \in \mathbb{R}$$

$$x_0 = \left[\begin{pmatrix} 1 & 0 \\ 0 & 1 \end{pmatrix} \right], \quad x'_0 = \left[\begin{pmatrix} 0 & 1 \\ -1 & 0 \end{pmatrix} \right]$$

where we have also specified a lifting in $\hat{X}_{-1} = SL(2, \mathbb{R})$. Denote Π_{-1} the interior of $\mathcal{K}(C)$.

D_{-1} is the embedding of Π_0 onto Π_{-1} , defined as follows

$$D_{-1}(u, y, \tau) = [\cos(t) \begin{pmatrix} \exp(u) & 0 \\ 0 & \exp(-u) \end{pmatrix} + \sin(t) \begin{pmatrix} 0 & \exp(y) \\ -\exp(-y) & 0 \end{pmatrix}]$$

$$t = \arctan(\tau) .$$

We can straightforwardly verify that:

(1) $t = \arctan(\tau)$ is the cosmological time of Π_{-1} . The spacelike geodesic l is its initial singularity.

(2) The Lorentzian metric g_{-1} on Π_0 , of constant curvature -1 , which makes D_{-1} an isometry is a rescaling of the flat metric g_0 , directed by the gradient of τ , with rescaling functions $\alpha = \frac{1}{1 + \tau^2}$, $\beta = \alpha^2$, that is

$$g_{-1} = \frac{\tau^2}{1 + \tau^2} du^2 + \frac{1}{1 + \tau^2} dy^2 + \frac{1}{(1 + \tau^2)^2} d\tau^2 .$$

As universal holonomy we simply have

$$\begin{aligned} h_{-1}(\sigma_{p+iq}) &= \\ &= \left(\begin{pmatrix} \exp(p - q) & 0 \\ 0 & \exp(q - p) \end{pmatrix}, \begin{pmatrix} \exp(p + q) & 0 \\ 0 & \exp(-(p + q)) \end{pmatrix} \right) , \end{aligned}$$

$$h_{-1}(R_\pi) = \left(\begin{pmatrix} 0 & 1 \\ -1 & 0 \end{pmatrix}, \begin{pmatrix} 0 & 1 \\ -1 & 0 \end{pmatrix} \right)$$

where we have again specified a lifting in $SL(2, \mathbb{R}) \times SL(2, \mathbb{R})$.

Remark 5.3.3 The behaviour of this AdS rescaling is quite “degenerate” with respect to the $\mathcal{ML}(\mathbb{H}^2)$ -spacetimes. For in that case the convex hull of the boundary line at infinity of the level surfaces of the cosmological time produced a sort of AdS-convex core, *strictly* contained in the AdS spacetimes. Here the convex hull coincides with the whole of the spacetime Π_{-1} .

AdS rescaling along a ray of quadratic differentials. Similarly to the WR case treated above, let us consider the family of developing maps

$$D_s = D_{-1} \circ \mathfrak{g}_s .$$

For the corresponding holonomy representations we have, in particular

$$\begin{aligned} h_s(\sigma_{p+iq}) &= \\ &= \left(\begin{pmatrix} \exp(s(p - q)) & 0 \\ 0 & \exp(s(q - p)) \end{pmatrix}, \begin{pmatrix} \exp(s(p + q)) & 0 \\ 0 & \exp(-s(p + q)) \end{pmatrix} \right) . \end{aligned}$$

Let us conjugate them by $\rho_s = (A_s, A_s) \in PSL(2, \mathbb{R}) \times PSL(2, \mathbb{R})$, where

$$A_s = \begin{pmatrix} 1 & 1/2s \\ 0 & 1 \end{pmatrix} ,$$

obtaining the family of compatible pairs

$$(\rho_s D_s, \rho_s h_s \rho_s^{-1}) .$$

As in the WR case, it is easy to verify that, for $s \rightarrow 0$, we have a nice convergence to the parabolic representation:

$$\rho_s h_s(\sigma_{p+iq}) \rho_s^{-1} \rightarrow \left(\begin{pmatrix} 1 & p-q \\ 0 & 1 \end{pmatrix}, \begin{pmatrix} 1 & p+q \\ 0 & p+q \end{pmatrix} \right).$$

On the other, in the present case, the *images* of the developing maps $\rho_s D_s$ degenerate to the null plane passing through the common fix point of those parabolic transformations.

5.3.4 WR-rescaling on \mathcal{QD} -spacetimes

We have constructed above the canonical developing maps D_* for the WR-rescaling theory on Π_0 . Given any flat \mathcal{QD} -spacetime \bar{Y}_0 , by using the maps D_* , we can immediately construct the corresponding WR-rescaling on the associated non singular spacetime Y_0 . In this way we obtain a hyperbolic 3-manifold M_Y , and spacetimes Y_κ , of constant curvature $\kappa = \pm 1$, all diffeomorphic to Y . It is easy to see that also Y_κ completes to a cone spacetime \bar{Y}_κ homeomorphic to \bar{Y}_0 , with the same cone angles along the singular world lines. They are all said \mathcal{QD} -spacetimes. We are going to show some instances of these constructions.

WR on spacetimes with toric Cauchy surfaces. Consider a group of isometries of Π_0 of the form $\Lambda = \langle \sigma_{v_1}, \sigma_{v_2} \rangle$, $v_j = p_j + iq_j$, where we assume that v_1, v_2 make a positive \mathbb{R} -basis of \mathbb{C} . Apply the WR on $\Pi_0(> 1)/\Lambda$. This gives a *non-complete* hyperbolic structure on $(S^1 \times S^1) \times \mathbb{R}^+$. In order to study its completion we can apply verbatim the discussion occurring in the proof of Thurston's *hyperbolic Dehn filling theorem* (see [48] or [14]). Recall that the feature of the completion is determined by the unique real solutions, say (r, s) , of the equation

$$r(p_1 + iq_1) + s(p_2 + iq_2) = 2\pi i.$$

In particular, if $r/s \in \mathbb{Q}$, then the completion is homeomorphic to the interior of a tube $\mathbb{D}^2 \times S^1$. Notice that it happens exactly when the leaves of the vertical foliation of the quadratic differential ω_Λ are parallel *simple closed curves*. If l is any such a leaf, the completion of the image, via $D_\mathbb{H}$, of the annulus $l \times \{\tau > 1\}$ is a meridian disk of the tube. The core of the tube (ie the line made by the centers of those disks, when l varies) is a simple closed geodesic. Along this core, there is a conical singularity of cone angle $2\pi/\theta$, where $(r, s) = \theta(r', s')$, $r'/s' \in \mathbb{Q}$, and r', s' are co-prime.

If Λ corresponds to the structure (F, ω) on the torus, then the 1-parameter family of spacetimes $\Pi/r\Lambda$, $r > 0$, corresponds to the family of pairs $(F, r^2\omega)$. Hence, we get a family of hyperbolic structures on $(S^1 \times S^1) \times]0, +\infty[$, and by completion a family of hyperbolic cone manifold structures on the tube $\mathbb{D}^2 \times S^1$. The cone angles are $r2\pi/\theta$, so they tends to 0 when $r \rightarrow 0$, *opening in a cusp*.

BTZ black-holes. Note that for every quotient spacetime Π_0/Λ , the corresponding AdS \mathcal{QD} -spacetime is just the quotient $\Pi_{-1}/h_{-1}(\Lambda)$. Recall that Λ is conjugate to $-\Lambda$. By reversing the time orientation we get the spacetime $\Pi_{-1}/h_{-1}(\tilde{\Lambda})$, where $\tilde{\Lambda}$ is obtained by replacing every generator $w = a + ib$ with $\tilde{w} = b + ia$. If we allow also isometries that change the spacetimes orientation we can get $\Pi_{-1}/h_{-1}(\overline{\Lambda})$, obtained by replacing every generator $w = a + ib$ with $\overline{w} = a - ib$. Let us consider the simplest case $\Lambda = \langle \sigma_v \rangle$, $v = p + iq$. Then, up to conjugation and orientation reversing we can (and we will) assume that $p \geq q \geq 0$.

Recall that Π_0/Λ is equal to $Y_0(\mathbb{C}, \frac{a}{z^2} dz^2)$, $a = |v|e^{2\beta i}$, $v = |v|e^{\beta i}$. By varying $p + iq$, we get the family of *regions of type II* of the BTZ *black holes*. We refer to [10],[22] for a detailed description of these spacetimes. Here we limit ourselves to a few remarks.

The Kerr-like black hole metric on $\Pi_{-1}/h_{-1}(\Lambda)$. The BTZ solution of Einstein field equations in three spacetime dimensions shares many characteristics of the classical (3 + 1) Kerr rotating black hole and this is its main reason of interest. Recall that the (2+1) Kerr-like metric in coordinates (r, v, ϕ) is of the form

$$ds^2 = -f dv^2 + f^{-1} dr^2 + r^2 (d\phi - \frac{J}{2r^2} dv)^2$$

where, with the usual notations of ADM approach to gravity, we have:

$$f = (N^\perp)^2 = -M + r^2 + \frac{J^2}{4r^2}, \quad N^\phi = -\frac{J}{2r^2}$$

where M and J are constant. Here we assume that the “mass” $M = r_+^2 + r_-^2 > 0$, and that the “angular momentum” $J = 2r_+ r_-$. Note that $M - |J| \geq 0$; moreover M and J determine r_\pm up to simultaneous change of sign, and we stipulate that $r_+ \geq r_-$. From now on we also assume to be in the *generic* case so that $r_+ > r_- \geq 0$. In fact the coordinates (r, ϕ) , $r > 0$, should be considered as “polar coordinates” (ie ϕ is periodic) on the v -level surfaces, so that the topological support of the metric should be homeomorphic to $S^1 \times \mathbb{R}^2$. Note that this metric is singular at $r = 0$ and $r = r_\pm$; otherwise it is non-singular, and a direct computation shows that it is of constant curvature $\kappa = -1$. Note that we can rewrite the Kerr metric in the form

$$ds^2 = (M - r^2) dv^2 + f^{-1} dr^2 + r^2 d\phi^2 - J dv d\phi$$

hence $\frac{\partial}{\partial v}$ is timelike for $r > M^{1/2}$. Under our assumptions, $r_+ < M^{1/2}$ and r is timelike on $]r_-, r_+[$.

Let us go back to a quotient spacetime Π_0/Λ homeomorphic to $S^1 \times \mathbb{R}^2$, and assume to be in the *generic* case $p > q$; set $p = r_+$, $q = r_-$. We want to point

out a rather simple re-parametrization of Π_0 (depending on r_{\pm})

$$(u, y, \tau) = F(r, \phi, v), \quad F = F_{r_{\pm}}$$

$$r \in]r_-, r_+[[=]q, p[, \quad \phi \in \mathbb{R}, v \in \mathbb{R}$$

such that the pull back $(D_{-1} \circ F)^*(k_{-1})$ of the AdS metric on Π_{-1} gives us the above Kerr-like metric on the slab $\{r_- < r < r_+\}$ and this passes to the quotient spacetime Π_0/Λ .

We know that

$$g_{-1} = D_{-1}^*(k_{-1}) = \alpha(\tau)(\tau^2 du^2 + dy^2) - \alpha^2(\tau)d\tau^2$$

$$\alpha(\tau) = \frac{1}{1 + \tau^2}.$$

Recall that $t = \arctan(\tau)$ is the cosmological time of Π_{-1} . The constant spacelike vector field on (Π_0, g_{-1})

$$\xi(u, y, \tau) = r_+ \frac{\partial}{\partial u} + r_- \frac{\partial}{\partial y}$$

is the infinitesimal generator of Λ . The AdS quadratic form q on this field produces the function

$$\begin{aligned} r^2 = q(\xi) &= \frac{\tau^2 r_+^2 + r_-^2}{1 + \tau^2} = \sin^2(t)r_+^2 + \cos^2(t)r_-^2 = \\ &= \frac{r_+^2 - r_-^2}{r_+^2 - r_-^2} r_+^2 + \frac{r_+^2 - r_-^2}{r_+^2 - r_-^2} r_-^2, \\ \tau^2 &= \frac{r_+^2 - r_-^2}{r_+^2 - r_-^2}. \end{aligned}$$

Note that

$$\frac{d}{dt} r^2 = \sin(t) \cos(t)(r_+^2 - r_-^2) > 0.$$

Hence we can consider the coordinate transformation $(u, y, \tau) = F(r, \phi, v)$ given by

$$\begin{aligned} r &= (q(\xi)(\tau))^{1/2} > 0, \quad \tau = \left(\frac{r_+^2 - r_-^2}{r_+^2 - r_-^2}\right)^{1/2} \\ u + iy &= (r_+ + ir_-)(\phi + iv). \end{aligned}$$

Note that this includes a positive re-parametrization of the canonical time of the spacetime (Π_0, g_{-1}) , ie of Π_{-1} . This function is defined also on the closure of Π_{-1} in \mathbb{X}_{-1} ; precisely it takes the value r_+ on the two null faces that contain the line l' ; the value r_- at the line l . Finally, a simple computation shows that

Lemma 5.3.4 $(D_{-1} \circ F)^*(k_{-1}) = -f dv^2 + f^{-1} dr^2 + r^2(d\phi - \frac{J}{2r^2} dv)^2$.

Consider the other canonical pairs (D_*, h_*) of the WR-rescaling theory on Π_0 . We can consider the spaces

$$(\Pi_0, (D_* \circ F)^*(k_*)) .$$

It is evident by construction that these metrics are related to Kerr-like one either by natural rescaling or Wick rotation, directed by the vector field $\frac{\partial}{\partial r}$. In fact the rescaling functions are the usual ones, once we consider them as function of r , via $\tau = \tau(r)$. Moreover all this is Λ -invariant. In particular

$$(D_{\mathbb{H}} \circ F)^*(k_{\mathbb{H}}) = W_{(\frac{\partial}{\partial r}, \gamma^2, \gamma)}((D_{-1} \circ F)^*(k_{-1}))$$

where

$$\gamma(r) = \frac{1 + \tau^2}{\tau^2 - 1} = \frac{r_+^2 - r_-^2}{2r^2 - M} .$$

On the extreme cases. Let us consider the *critical* case $r_+ = r_- = r_0 > 0$. In this case $q(\xi)$ is the constant 1-function. The above maps $(u, y, \tau) = F_{r_{\pm}}(r, \phi, v)$ degenerate when $r_+ \rightarrow r_-$. Moreover, the action of Λ on Π_{-1} , even considered up to diffeomorphism, has a very different dynamic with respect to the generic cases, for the line l' is *point-wise* fixed. On the other hand, both the Kerr-like metric and $(D_{-1} \circ \hat{F}_{r_{\pm}})^*(k_{-1})$ are well defined also for $r_+ = r_- = r_0$ where

$$(u, y, \tau) = \hat{F}_{r_{\pm}}(\tau, \phi, v) = ((r_+ + ir_-)(\phi + iv), \tau) .$$

In fact there are rather complicated coordinate transformations (defined on different patches of Π_0) that transform each metric in the other. These can be effectively computed by using D_{-1} , the so called ‘‘Poincaré coordinates’’ on Π_{-1} and (3.11), (3.34)-(3.37) of [10].

The Kerr-like metric makes sense also when $M = 0$ (hence $r_{\pm} = 0$) as it becomes:

$$-r^2 dv^2 + r^{-2} dr^2 + r^2 d\phi^2, r \neq 0 .$$

By setting $r = z^{-1}$ we get

$$\frac{dz^2 + d\phi^2 - dv^2}{z^2}$$

that is the ‘‘Poincaré coordinates on the future of a suitable null plane. This agrees with the above discussion on the behaviour of the AdS rescaling along ray of quadratic differentials.

On the maximal spacetime containing the BTZ black hole. $\Pi_{-1}/h_{-1}(\Lambda)$ is only a region of a bigger spacetime $B(r_{\pm})/h_{-1}(\Lambda)$ of constant curvature $\kappa = -1$ that

actually contains the BTZ black hole. We want to briefly describe $B(r_{\pm})$. Recall that a lifted copy of \mathbb{X}_{-1} in $\tilde{\mathbb{X}}_{-1} = SL(2, \mathbb{R})$ is given by the matrices of the form

$$X = \begin{pmatrix} T_1 + X_1 & T_2 + X_2 \\ -T_2 + X_2 & T_1 - X_1 \end{pmatrix}$$

such that $\det(X) = 1$, $0 < T_1^2 - X_1^2 < 1$, X_1, T_1 have a definite sign. In fact, in defining D_{-1} we have also specified such a lifting over Π_{-1} . The group $h_{-1}(\Lambda)$ acts on the whole of \mathbb{X}_{-1} , again with the constant vector field ξ as infinitesimal generator. Hence the function

$$q(\xi) = (T_2^2 - X_2^2)r_+ + (T_1^2 - X_1^2)r_-$$

makes sense on the whole AdS spacetime. Roughly speaking, $B(r_{\pm})$ is the *maximal* region of \mathbb{X}_{-1} such that:

- (1) $\Pi_{-1} \subset B(r_{\pm})$;
- (2) $q(\xi) > 0$ on $B(r_{\pm})$, so that we can take the function $r = q(\xi)^{1/2} > 0$;
- (3) $B(r_{\pm})$ is $h_{-1}(\Lambda)$ -invariant, the group acts nicely on $B(r_{\pm})$ and the quotient spacetime does not contain closed timelike curves (*causality* condition).

In fact (see [10]) such a $B(r_{\pm})$ admits a $h_{-1}(\Lambda)$ -invariant “tiling” by regions of three types I, II, III contained in $\{r > r_+\}$, $\{r_+ > r > r_-\}$, $\{r_- > r\}$ respectively. Each region supports the above Kerr-like metric, is bounded by portions of null-planes at which $r = r_{\pm}$; in particular Π_{-1} itself is a region. Moreover, at $\{r = r_{\pm}\}$ there are only “coordinate singularities”. All regions of $B(r_{\pm})$ can be treated similarly to the type II ones, by modifying the developing map D_{-1} , and the coordinate transformation $(u, y, \tau) = F_{r_{\pm}}(r, \phi, v)$. Consider, for instance, the type I case. Set

$$\begin{aligned} D_{-1}^I(u, y, \tau) &= \\ &= \text{sh}(t) \begin{pmatrix} \exp(u) & 0 \\ 0 & -\exp(-u) \end{pmatrix} + \text{ch}(t) \begin{pmatrix} 0 & \exp(y) \\ -\exp(-y) & 0 \end{pmatrix}, \\ \tau^2 &= \frac{\text{sh}^2(t)}{\text{ch}^2(t)} = \frac{r^2 - r_+^2}{r^2 - r_-^2} \\ r^2 = q\xi &= \frac{r^2 - r_-^2}{r_+^2 - r_-^2} r_+^2 - \frac{r^2 - r_+^2}{r_+^2 - r_-^2} r_-^2 = \text{ch}^2(t) r_+^2 - \text{sh}^2(t) r_-^2 \\ (u + iy, \tau) &= F_{r_{\pm}}^I(r, \phi, v) = ((r_+ + ir_-)(\phi + iv), \frac{r^2 - r_+^2}{r^2 - r_-^2}) \\ r &> r_+, \quad 0 < \tau < 1. \end{aligned}$$

We can verify that $(F^I \circ D^I)^*(k_{-1})$ is the Kerr-like metric, when $r > r_+$. Moreover, we have on $\Pi_0 (< 1)$

$$(D^I)^*(k_{-1}) = \frac{\tau^2}{\tau^2 - 1} du^2 + \frac{1}{1 - \tau^2} dy^2 + \frac{1}{(1 - \tau^2)^2} d\tau^2 .$$

We can do similarly for the type III regions by using

$$r^2 = q\xi = \frac{r_-^2 - r^2}{r_+^2 - r_-^2} r_+^2 + \frac{r_+^2 - r^2}{r_+^2 - r_-^2} r_-^2 = -\text{sh}^2(t) r_+^2 - \text{ch}^2(t) r_-^2$$

$$\tau^2 = \frac{\text{ch}^2(t)}{\text{sh}^2(t)} = \frac{r_+^2 - r^2}{r_-^2 - r^2}, \quad r < r_- .$$

Internal Horizons in Π_{-1} . The boundary “ $r = r_+$ ” triangles of Π_{-1} make the $h_{-1}(\Lambda)$ -invariant “horizon” of Π_{-1} in $B(r_\pm)$. In fact the region $r > r_+$ of $B(r_\pm)h_{-1}(\Lambda)$ is “black” for any event belonging to $\Pi_{-1}/h_{-1}(\Lambda)$. This boundary horizon can be approximated by $h_{\text{AdS}}(\Lambda)$ -invariant internal ones. Here we are using the following rough definition.

Definition 5.3.5 A *horizon* in a spacetime Y is a null hypersurface W which divides Y in two connected components. Let us call Y_\pm the component of $Y \setminus W$ that (locally) contains the past (future) of W . Then Y_+ is “black” for any event belonging to Y_- .

Let us consider Π_0 with coordinates (r, ϕ, v) and the Kerr metric as above. We determine two fields of null planes $N(\pm\lambda(r))$ generate by the pointwise independent vector fields of the form

$$\left(\frac{\partial}{\partial \phi}, \pm \lambda(r) \frac{\partial}{\partial v} + \frac{\partial}{\partial r} \right) .$$

In fact $\lambda = \lambda(r)$ can be easily computed, and it turns out that $\lambda > 0$, it is strictly decreasing, $\lambda \rightarrow +\infty$ when $r \rightarrow r_-$, $\lambda \rightarrow 0$ when $r \rightarrow r_+$. It is clear that $N(\pm\lambda(r))$ is integrable; each leaf is invariant for translations parallel to $\frac{\partial}{\partial \phi}$; the family of leaves is invariant for translations parallel to $\frac{\partial}{\partial v}$. Each leaf is a horizon.

Remark 5.3.6 (*Multi-black holes.*) Every globally hyperbolic AdS \mathcal{QD} spacetime $\overline{Y}_{-1}(F, \omega)$ contains a *peripheral end* corresponding to each pole of ω of order 2. Every peripheral end is homeomorphic to $(S^1 \times \mathbb{R}) \times \mathbb{R}$ and can be isometrically embedded in a suitable BTZ region of type II as above, by respecting the canonical time. We say that such an end is *static* if the leaves of the horizontal ω -foliation at the pole are simple closed curves; in such a case $J = 0$. Having as

model the above $B(r_{\pm})/h_{-1}(\Lambda)$ with respect to a region of type II, it should be natural to look for a suitable maximal AdS extension of $\overline{Y}_{-1}(F, \omega)$ that would actually contain multi black holes. Note that peripheral ends that can be embedded into static BTZ region of type II also occur in the examples of Section 4.9. A *different* kind of *non-static* peripheral end that potentially should contain the horizon of a “black hole” arises (via AdS rescaling) in the framework of general $\mathcal{ML}(H)$ -spacetimes that we will consider in Chapter 6. With the notions introduced in that Chapter, this is the case when the straight convex set H is invariant for the proper action of a group Γ , such that $F = H/\Gamma$ is a hyperbolic surfaces with at least one simple closed geodesic boundary component. Moreover, we assume that these boundary components are *not-weighted* by the Γ -invariant measured geodesic lamination on H entering the construction. Note that a static end as above arises just when the boundary component is weighted, with wight equal to $+\infty$ (as it happens in the already mentioned examples). Also for such $\mathcal{ML}(H)$ AdS spacetimes we would look for suitable maximal AdS extension that eventually contain multi black holes.

T -symmetry. It follows from remark 5.3.3 that the rescaling of any flat globally hyperbolic spacetime $\overline{Y}_0(S, \omega)$ produces the whole of the associated AdS one $\overline{Y}_{-1}(S, \omega)$. The level surface $\overline{Y}_0(S, \omega)(1)$ transforms in the “middle” surface $\overline{Y}_{-1}(S, \omega)(\pi/4)$. If S is compact, this is the one of largest area.

These AdS spacetimes are closed for the T -symmetry. In fact, by inverting the time orientation we simply get

$$\overline{Y}_{-1}(S, \omega)^* = \overline{Y}_{-1}(S, -\omega) .$$

Chapter 6

General $\mathcal{ML}(H)$ -spacetimes

In this Chapter we complete the canonical Wick Rotation-rescaling theory by basing it on arbitrary flat regular domains in \mathbb{X}_0 . The first step consists in providing the good generalization of usual measured geodesic laminations on \mathbb{H}^2 used in Chapter 4.

6.1 Measured geodesic laminations on straight convex sets

In order to carry out a complete classification of projective structures on general (non necessarily closed) surfaces, we are going to describe the *measured laminations on straight convex sets* which were introduced by Kulkarni and Pinkall [34], (see Section 2.4). In fact, we shall adopt a slightly different definition, that turns out to be equivalent to the original one.

A *straight convex set* is a 2-dimensional convex set H in \mathbb{H}^2 that is the convex hull of its ideal boundary $\partial_\infty H$ (that is the set of accumulation points of H in the boundary of \mathbb{H}^2).

A *geodesic lamination* \mathcal{L} on a straight convex set H is a closed subset L of H containing ∂H equipped with a partition $\{l_i\}_{i \in I}$ such that every l_i is a complete geodesic of \mathbb{H}^2 (called leaf of \mathcal{L}).

By definition the boundary components of ∂H are leaves of \mathcal{L} .

Given a geodesic lamination \mathcal{L} on a straight convex set, transverse arcs can be defined just as for usual laminations. A transverse measure on \mathcal{L} is the assignement of a positive measure μ_c on each transverse compact arc c contained in H such that

1. $\text{supp}(\mu_c) = c \cap L$ where L is the support of \mathcal{L} .

2. If c' is a subarc of c then $\mu_{c'} = \mu_c|_{c'}$.
3. If c and c' are homotopic through a family of transverse arcs then the homotopy sends μ_c to $\mu_{c'}$.
4. $\mu_c(c) = +\infty$ if and only if $c \cap \partial H \neq \emptyset$.

Properties 1 – 3 are the same as in the usual definition of measured laminations. The only extra-property we require for measured laminations on straight convex sets is that the total mass of a path with an endpoint on the boundary is $+\infty$ (that implies that we cannot extend the measured lamination beyond H). In particular measured laminations when $H = \mathbb{H}^2$ are the usual ones.

Given a measured lamination λ on a straight convex set H , for every boundary component $l \subset \partial H$ we have two possibilities: given a geodesic arc c with an end-point p_0 on l and the other one p_1 in the interior of H the total mass of $c - \{p_0\}$ can be either finite or infinite. In the first case we say that l is a *weighted leaf with weight equal to* $+\infty$. Notice that if l is locally isolated in \mathcal{L} then it is weighted leaf (the converse not being true).

If $\lambda = (\mathcal{L}, \mu)$ is a measured lamination on H then we can consider the *weighted part* L_W just as in the usual case (Chapter 4). By definition the weighted part will contain all the weighted boundary leaves. It is not difficult to see that L_W is a countable union of leaves so it does not cover H .

We could include in the picture the particular measured lamination formed by a single geodesic (in this case H coincides with the geodesic). In a sense that geodesic can be regarded as a single ∞ -weighted leaf. We call such a lamination the degenerate lamination. The degenerate lamination can be regarded as the “limit” of measured geodesic laminations on convex sets H_n when H_n tends to a geodesic. As we are going to see this terminology is convenient because many operations we will implement on measured laminations on convex sets easily extend to the degenerate lamination.

A measured lamination $\lambda = (\mathcal{L}, \mu)$ on a straight convex set H is *invariant under the action of a group* $\Gamma < PSL(2, \mathbb{R})$ if the following conditions holds.

1. Leaves are sent to leaves by $\gamma \in \Gamma$.
2. The total mass of every transverse arc is preserved by $\gamma \in \Gamma$.

It is not difficult to see that if λ is Γ -invariant then H is Γ -invariant too. By consequence if Γ is a discrete co-compact group then a Γ -invariant lamination is defined on the whole \mathbb{H}^2 . More generally if λ is a measured lamination on H invariant under some discrete group Γ then H *contains the convex core of* Γ .

6.2 Classification of flat regular domains

In this section we are going to associate to every measured lamination on a straight convex set a flat regular domain in \mathbb{X}_0 . Then we will prove that this correspondence is bijective.

Given a measured lamination $\lambda = (\mathcal{L}, \mu)$ on a convex set H we fix a base point $x_0 \in H \setminus (\partial H \cup L_W)$. For every point $x \in H \setminus \partial H$ and every transverse arc c joining x_0 to x we can define $v : c \rightarrow \mathbb{R}^3$ just as in Subsection 4.2.1. So we can consider

$$\rho(x) = \int_c v(t) d\mu(t).$$

As in Chapter 4, ρ is a well-defined function (independent of the choice of the path), continuous on $H \setminus (\partial H \cup L_W)$. Moreover replacing the base point by x'_0 changes $\rho(x)$ by the translation of $-\rho(x'_0)$.

Let us define

$$\mathcal{U}_\lambda^0 = \bigcap_{x \in H \setminus (\partial H \cup L_W)} \mathbf{I}^+(\rho(x) + x^\perp) \quad (6.1)$$

that, just as in 4.2.1, turns out to be a regular domain. We call it *the regular domain associated to λ* . Replacing the base point x_0 by x'_0 changes the domain by the translation of $-\rho(x'_0)$, so \mathcal{U}_λ^0 does not depend on the base point up to translations.

Suppose x belongs to a weighted leaf l contained in the interior of H , with weight A . Then we can consider a geodesic arc c starting from x_0 and passing through x . As in 4.2.1 there exist left and right limits

$$\begin{aligned} \rho_-(x) &= \lim_{t \rightarrow x^-} \rho(t) \\ \rho_+(x) &= \lim_{t \rightarrow x^+} \rho(t) \end{aligned}$$

and the difference $\rho_+(x) - \rho_-(x)$ is the spacelike vector with norm equal to A orthogonal to l pointing as c . Notice that the vector $\rho_+(x) - \rho_-(x)$ depends only on the leaf through x .

On the other hand take $x \in \partial H$ and let l be the boundary component containing x : let us study $\rho(t)$ for $t \in (x_0, x)$ going to x . We have two possibilities: either l is a weighted leaf or not. In the former case it is not difficult to see that

$$\rho(t) \rightarrow \rho(x) := \int_{[x_0, x]} v(s) d\mu(s) \quad \text{as } t \rightarrow x.$$

In the latter case $|\rho(t)| \rightarrow +\infty$ as $t \rightarrow x$. Indeed since $\langle v(t), v(s) \rangle \geq 1$ we have

$$|\rho(t)|^2 = \left\langle \int_{[x_0, t]} v(s), \int_{[x_0, t]} v(s) \right\rangle = \int_{[x_0, t]} \int_{[x_0, t]} \langle v(s), v(\sigma) \rangle \geq (\mu([x_0, t]))^2.$$

By arguing as in 4.2.1 we can see that

$$\begin{aligned} \mathcal{U}_\lambda^0 &= \{ax + \rho(x) | x \in H \setminus (\partial H \cup L_W)\} \cup \\ &\cup \{ax + t\rho_+(x) + (1-t)\rho_-(x) | x \in L_W \setminus \partial H, t \in [0, 1], a > 0\} \cup \\ &\cup \{ax + \rho(x) + tu(x) | x \in L_W \cap \partial H, t > 0, a > 0\} \end{aligned}$$

where $u : \partial H \rightarrow \mathbb{R}^3$ is the unit outward normal vector. Let us denote by T the cosmological time of \mathcal{U}_λ^0 , by N the Gauss map and by r the retraction. Then for $x \in H \setminus (\partial H \cup L_W)$ we have

$$\begin{aligned} T(ax + \rho(x)) &= a \\ N(ax + \rho(x)) &= x \\ r(ax + \rho(x)) &= \rho(x). \end{aligned}$$

For $x \in L_W \setminus \partial H$ we have

$$\begin{aligned} T(ax + t\rho_+(x) + (1-t)\rho_-(x)) &= a \\ N(ax + t\rho_+(x) + (1-t)\rho_-(x)) &= x \\ r(ax + t\rho_+(x) + (1-t)\rho_-(x)) &= t\rho_+(x) + (1-t)\rho_-(x). \end{aligned}$$

Finally for $x \in \partial H \cap L_W$ we have

$$\begin{aligned} T(ax + \rho(x) + tu(x)) &= a \\ N(ax + \rho(x) + tu(x)) &= x \\ r(ax + \rho(x) + tu(x)) &= \rho(x) + tu(x). \end{aligned}$$

In particular, we have shown that the closure of the image of the Gauss map on \mathcal{U}_λ^0 is H . If $H \neq \mathbb{H}^2$ it follows that the Gauss map on \mathcal{U}_λ^0 is neither injective nor a proper map.

Remark 6.2.1 Notice that the domain associated to the degenerate lamination λ_0 is the future of the spacelike line dual to the geodesic of λ_0 (so it is just Π_0). With our convention the definition of \mathcal{U}_λ^0 can be applied also in this case. Anyway since this case was widely treated in Chapter 5 in what follows we consider just the case of right laminations.

The construction pointed out is interesting because every regular domain arises in this way. Actually we can easily generalize Theorem 4.3.1

Theorem 6.2.2 *The correspondence*

$$\lambda \mapsto \mathcal{U}_\lambda^0$$

induces a bijection between measured laminations defined on some convex set and regular domains (up to translations).

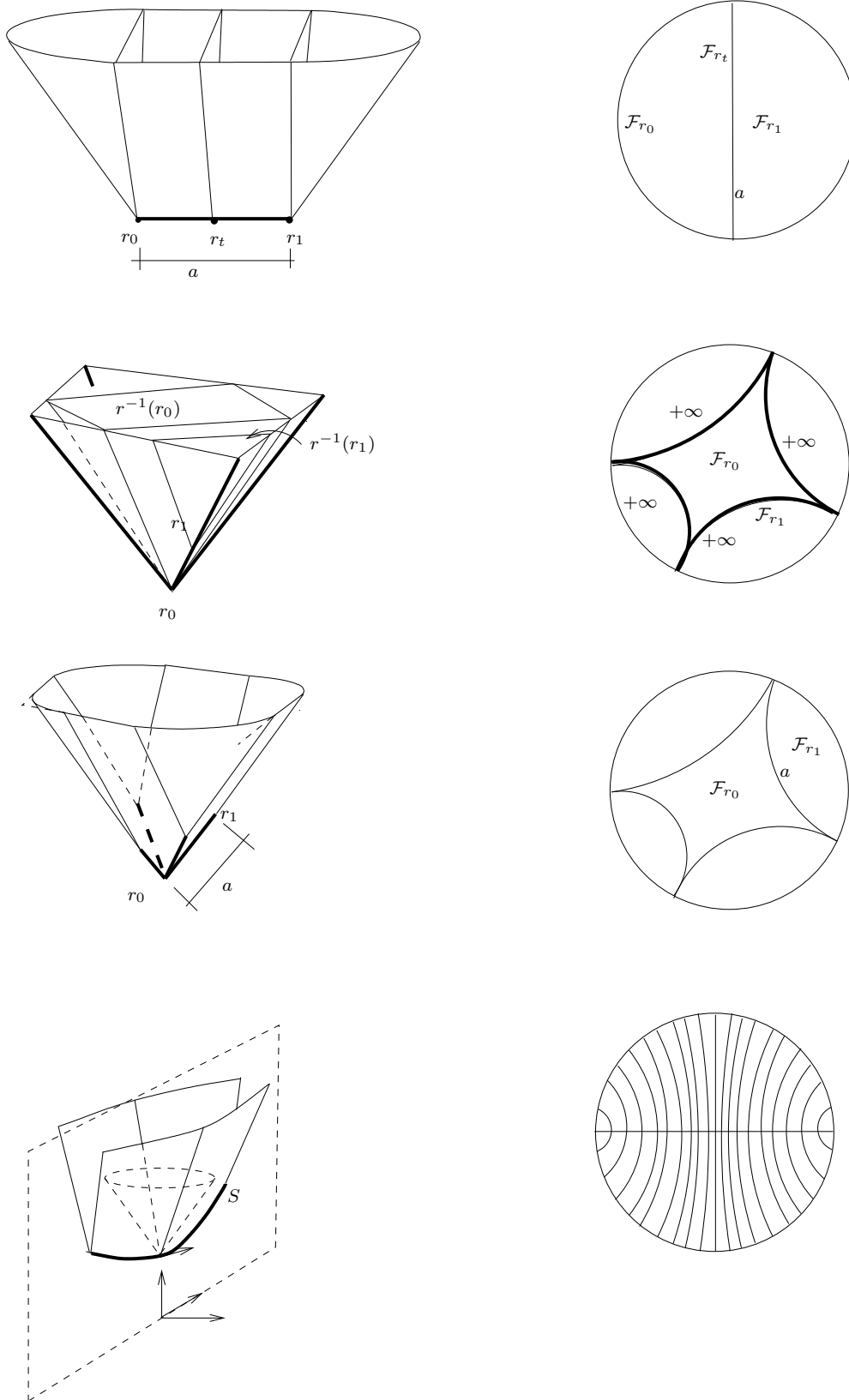


Figure 6.1: The laminations corresponding to some regular domains.

Proof : We just sketch a proof of this theorem referring to [21] for details. We have to show the inverse construction, *i.e.* given a regular domain \mathcal{U} we have to produce a measured lamination λ on some convex set H of \mathbb{H}^2 .

Let H be the image of the Gauss map (that is a straight convex set because \mathcal{U} is a regular domain). Now for every $r_0 \in \Sigma$ we can define

$$\mathcal{F}(r_0) = N(r^{-1}(r_0))$$

that turns to be a straight convex set contained in H . In such a way we have that

$$\mathcal{L} = \partial H \cup \bigcup_{r_0: \dim \mathcal{F}(r_0)=1} \mathcal{F}(r_0) \cup \bigcup_{r_0: \dim \mathcal{F}(r_0)=2} \partial \mathcal{F}(r_0)$$

is a geodesic lamination on H .

Given a transverse path c in H just as in Lemma 4.3.2 we have that $\hat{c} = N^{-1}(c) \cap \mathcal{U}(1)$ is a locally rectifiable arc. Ho we can consider on \hat{c} the measure $\hat{\mu} = |\dot{r}|dt$ where t is the arc-length parameter and finally define

$$\mu_c = N_*(\hat{\mu}).$$

It turns out that μ is a transverse measure on \mathcal{L} and $\mathcal{U}_{(\mathcal{L}, \mu)}^0 = \mathcal{U}$. ■

6.3 Initial singularities and \mathbb{R} -trees

By construction we have seen that the initial singularity Σ of a flat regular domain \mathcal{U} is, in a sense, the dual object to the pair (H, λ) , H being a straight convex set, that encodes \mathcal{U} as above. We may go further in studying such a duality.

We know since the end of Chapter 3 that the initial singularity have natural length-space structures. We are going to see that in fact it is a \mathbb{R} -tree

Let us consider the measured geodesic lamination $\hat{\lambda}$ on $\mathcal{U}(1)$ given by pulling back λ (doing like in Sec. 4.2).

If c is a geodesic arc in H we have seen that $\hat{c} = N^{-1}(c) \cap \mathcal{U}(1)$ is a locally rectifiable arc on $\mathcal{U}(1)$. Moreover, it is not difficult to see that every leaf l of $\hat{\lambda}$ meets it at most in one point (in particular, either $\hat{c} \setminus l$ is connected or it is formed by two connected components). This fact implies that if u is an arc on $\mathcal{U}(1)$ joining two points $p, q \in \hat{c}$ then

$$\hat{\mu}(u) \geq \hat{\mu}(\hat{c}|_p^q)$$

where $\hat{c}|_p^q$ is the sub-arc of \hat{c} joining p to q .

This remark is useful to characterize the geodesics of Σ .

Proposition 6.3.1 *If c is a geodesic arc in H joining a point in $\mathcal{F}(r_0)$ to a point in $\mathcal{F}(r_1)$ then $k_c = rN^{-1}(c)$ is a geodesic arc of Σ passing through r_0 and r_1 (in fact, whenever $\mathcal{F}(r_i)$ are not weighted leaf, r_0 and r_1 are the endpoints of k_c).*

Proof : Denote by \hat{c} the pre-image of c on the level surface $\mathcal{U}(1)$ and for every $p \in \mathcal{U}(1)$ let $r(a, p)$ be the intersection of the integral line of the gradient of T with the level surface $\mathcal{U}(a)$. For every $p, q \in \hat{c}$ let u_a be the geodesic arc in $\mathcal{U}(a)$ joining $r(a, p)$ to $r(a, q)$. The length of u_a of $\mathcal{U}(a)$ is greater than the length of $r \circ u_a$. On the other hand, by construction such a length is equal to the total mass of $r(1, \cdot) \circ u_a$ that is a path joining p to q . Thus we have

$$\delta_a(r(a, p), r(a, q)) \geq \mu_{\hat{c}}(\hat{c}|_p^q) = \ell(k_c|_p^q)$$

where $k_c|_p^q$ is the sub-arc of $r \circ \hat{c}$ with end-points $r(p)$ and $r(q)$. As $\delta_a(r(a, p), r(a, q))$ tends to $\delta(r(p), r(q))$, we deduce

$$\delta(r(p), r(q)) \geq \ell(k_c|_p^q).$$

Since k_c is an arc containing $r(p)$ and $r(q)$, it is a geodesic arc. ■

Now we are able to prove that (Σ, δ) is a \mathbb{R} -tree, dual to the lamination λ .

Let us recall that a \mathbb{R} -tree is a metric space such that for any pair of points (x, y) there exists a *unique* arc joining them. Moreover we require that such an arc is isometric to the segment $[0, \delta(x, y)]$.

Proposition 6.3.2 *(Σ, δ) is a \mathbb{R} -tree.*

Remark 6.3.3 When we consider laminations invariant under the action of some co-compact Fuchsian group Γ , then we have already mentioned the duality between such laminations and \mathbb{R} -trees equipped with an isometric action of Γ with small stabilizers, according to Skora Theorem (for instance see [41]). In such a case it is not hard to see that the singularity Σ is just the \mathbb{R} -tree dual to λ .

Actually, Proposition 6.3.2 can be proved by using the same arguments used for instance in [41] to associate to every lamination λ a \mathbb{R} -tree. For the sake of the completeness, we sketch the proof.

Proof : We have to show that given $x, y \in \Sigma$ a unique arc joining them exists.

It is not difficult to construct a numerable set of geodesic arcs c_n in $H_{\mathcal{U}}$ with a common end-point $p_0 \notin L_W$ such that every leaf of λ is cut by at least one c_n . It follows that Σ is the union of all $k_n := k_{c_n}$'s. Now it is not difficult to see that $k_i \cap k_j$ is a sub-arc. Moreover, the point $r_0 = r(N^{-1}(p_0))$ lies on k_i for every i . Thus, by induction on h , we see that $k_{i_1} \cap k_{i_2} \cap \dots \cap k_{i_h}$ is a sub-arc for any h . Let us set

$$\Sigma_i = k_1 \cup \dots \cup k_i.$$

We have that Σ_i is a simplicial tree (non-compact if some c_j reach the boundary of H_U). Moreover the inclusion of Σ_i into Σ_j is isometric.

There exists i sufficiently large such that $x, y \in \Sigma_i$. Denotes by $[x, y]$ the (unique) arc joining them in Σ_i and let $\pi_i : \Sigma_i \rightarrow [x, y]$ the natural projection (that, in particular, decreases the lengths). Since the inclusion $\Sigma_i \rightarrow \Sigma_{i+1}$ is isometric we have that $\pi_{i+1}|_{\Sigma_i} = \pi_i$. Thus the maps π_i glue to a map

$$\pi : \Sigma \rightarrow xy$$

that decreases the lengths.

Let \mathcal{B} be the set of points $r \in \Sigma$ such that $\dim \mathcal{F}(r) = 2$. We have that \mathcal{B} is a numerable set. Now we claim that every $z \in [x, y] \setminus \mathcal{B}$ disconnects x, y in Σ . From the claim it follows that every path c joining x, y in Σ must contain $[x, y] \setminus \mathcal{B}$. Since \mathcal{B} is numerable $\overline{[x, y] \setminus \mathcal{B}} = [x, y]$ and so c contains $[x, y]$.

Now, the claim is proved by means of the projection $\pi : \Sigma \rightarrow [x, y]$ we have defined. In fact, since $z \notin \mathcal{B}$ it is not difficult to see that $\pi^{-1}(z) = \{z\}$. Thus the sets

$$\begin{aligned} U_x &= \pi^{-1}([x, z)) \\ U_y &= \pi^{-1}((z, y]) \end{aligned}$$

are two disjoint open sets that cover $\Sigma \setminus \{z\}$.

■

6.4 Extending WR - rescaling on arbitrary regular domains

Every regular domain \mathcal{U} in \mathbb{X}_0 is equipped with its canonical cosmological time T that is a C^1 -function (see Chapter 3). Thus we can formally perform on every regular domain the Wick rotation and rescalings, directed by the gradient of T , with rescaling functions given by formulae obtained in Chapter 4 in the $\mathcal{ML}(\mathbb{H}^2)$ case. It is not so hard to show that we still obtain in general Lorentzian or Riemannian metrics of constant curvature. This follows from the fact, that we are going to show, that an arbitrary regular domain locally looks like a $\mathcal{ML}(\mathbb{H}^2)$ one. A harder task will be to recognize structural properties and intrinsic characterizations of the so obtained spacetimes of constant curvature or hyperbolic 3-manifolds. We will do it in next Sections. In doing it for the Wick rotation and for the dS rescaling we will widely refer to [34] and [44]. However, in the Anti de Sitter case we will fully develop the theory of maximal globally hyperbolic AdS spacetimes with a complete Cauchy surface and this is the reason why a large part of this Chapter is devoted to this case.

Definition 6.4.1 *Given two regular domains \mathcal{U}, \mathcal{V} we say that they are locally equivalent around points $p \in \mathcal{U}$ and $q \in \mathcal{V}$ if there exist neighbourhoods $p \in U \subset \mathcal{U}$*

and $q \in V \subset \mathcal{V}$ which are invariant under the gradient flow of the cosmological time and an isometry

$$f : U \rightarrow V$$

sending the cosmological time of \mathcal{U} to the cosmological time of \mathcal{V} .

Lemma 6.4.2 *Let λ and λ' be two measured laminations defined respectively on H, H' . Let us take two points $p \in \mathcal{U}_\lambda$ and $q \in \mathcal{U}_{\lambda'}$ and let $x = N(p)$ and $y = N(q)$ lie in the interior of H and H' respectively. Then \mathcal{U}_λ and $\mathcal{U}_{\lambda'}$ are equivalent around p and q if and only if there exist neighbourhoods U of x and V of y and an isometry f of \mathbb{H}^2 such that $f(U) = V$ and f sends $\lambda|_U$ to $\lambda'|_V$.*

Proof : The *if* part follows by construction. The *only if* part follows by the construction given in Theorem 6.2.2 to recognize a lamination associated to a regular domain. ■

Lemma 6.4.3 *Let \mathcal{U} be a regular domain. For every $p \in \mathcal{U}$ there exists a regular domain \mathcal{U}' with surjective Gauss map and $q \in \mathcal{U}'$ such that \mathcal{U} and \mathcal{U}' are locally equivalent around p and q .*

Proof : Let λ be the measured lamination defined on a convex set H associated to \mathcal{U} . First suppose $x = N(p)$ lies in the interior of the image H of the Gauss map. Take a compact geodesic arc k contained in the interior of H passing through x and transverse to λ and define \mathcal{L}' to be the union of the leaves cutting c' . Consider on \mathcal{L}' the transverse measure such that $\mu'_{k'}(k') = \mu_k(k)$ for every sub-arc of k (μ' is well-defined). It turns out that $\lambda' = (\mathcal{L}', \mu')$ is a geodesic lamination defined on the whole \mathbb{H}^2 . Consider the domain \mathcal{U}' associated to it. If we choose $q \in N^{-1}(x)$ such that $T(p) = T'(q)$ we have that \mathcal{U} and \mathcal{U}' are locally equivalent around p and q .

Suppose now x lies in the boundary of H . Then the leaf boundary l containing x is weighted. Up to translation we can choose a point $x_0 \in H$ and suppose that \mathcal{U} coincides with the domain given by (6.1). Thus let us choose $a > |r(p) - \rho(x)|$. Then let H' be the convex set obtained by removing l from the boundary of H . On H' we can consider the same lamination as in H . The measure is the same as in H , we just change the weight of l by putting it equal to a (instead of $+\infty$). It is not difficult to see that the domain \mathcal{U}' associated to this lamination is locally equivalent to \mathcal{U} around points p, q where $N'(q) = N(p)$. Since $N'(q)$ is in the interior of H' we can apply the above argument and conclude the proof. ■

By means of this Lemma we have that Wick Rotation and rescaling formulae exhibited in Chapter 4 give rise to constant curvature metric *on every flat regular domain*.

6.4.1 Wick rotation

Let us summarize the main properties of the canonical Wick rotation performed on arbitrary flat regular domains.

Proposition 6.4.4 *Let \mathcal{U} be a regular domain, T and X denote respectively its cosmological time and the gradient of T . Then the Wick rotation of the lorentzian metric on $\mathcal{U}(> 1)$ directed by X with rescaling functions*

$$\alpha = \frac{1}{T^2 - 1} \quad \beta = \frac{1}{(T^2 - 1)^2}$$

is a hyperbolic metric. Moreover the developing map

$$D : \mathcal{U}(> 1) \rightarrow \mathbb{H}^3$$

extends to a map

$$D : \mathcal{U}(\geq 1) \rightarrow \overline{\mathbb{H}}^3$$

in such a way that

$$D_\infty : \mathcal{U}(1) \rightarrow S^2$$

is the developing map for a projective structure. If λ is the measured lamination on the straight convex set $H = \overline{H}_\mathcal{U}$ associated to \mathcal{U} , then the projective structure on $\mathcal{U}(1)$ arising from D_∞ coincides with the one associated to (H, λ) in Kulkarni-Pinkall parametrization (see Section 2.4).

The intrinsic spacelike metric on $\mathcal{U}(1)$ coincides with the Thurston metric associated to that projective structure.

$\mathcal{U}(> 1)$ equipped with its hyperbolic metric is the H -hull of the projective structure on $\mathcal{U}(1)$.

Proof : Let us denote by g the metric obtained by the prescribed Wick rotation on $\mathcal{U}(> 1)$. By means of Lemma 6.4.3 and the results of Chapter 4, we can construct an atlas $\mathcal{A} = \{(U_i, \varphi_i)\}_{i \in I}$ on $\mathcal{U}(> 1)$ of C^1 -isometries

$$\varphi_i : (U_i, g) \rightarrow \mathbb{H}^3$$

on some subsets of \mathbb{H}^3 . Moreover $U_i \cap U_j$ can be supposed to be connected without loss of generality.

Since C^1 -isometries of connected open sets of \mathbb{H}^3 extend to elements of $PSL(2, \mathbb{C})$ it turns out that \mathcal{A} is a $(\mathbb{H}^3, PSL(2, \mathbb{C}))$ -atlas on $\mathcal{U}(> 1)$. So a C^1 -developing map

$$D : \mathcal{U}(> 1) \rightarrow \mathbb{H}^3$$

is defined. We are going to describe more precisely the map D . By using again Lemma 6.4.3 it is possible to construct on every open set U_i a cocycle

$$\hat{B}_i : U_i \times U_i \rightarrow PSL(2, \mathbb{C})$$

such that

$$D_i(x) = \exp_{F_i(p)} \left(\operatorname{arctgh} \left(\frac{1}{T(p)} \right) w_i(p) \right)$$

where

$$\begin{aligned} F_i(p) &= \hat{B}_i(p_{(i)}, p)N(p), \\ w_i(p) &= \hat{B}_i(p_{(i)}, p)_*v(N(p)), \end{aligned}$$

$p_{(i)}$ is a fixed point of U_i and v is the normal field of \mathbb{H}^2 into \mathbb{H}^3 inducing on \mathbb{H}^2 the right orientation.

By construction we have

$$\hat{B}_i(x, y) = \hat{B}_j(x, y)$$

for every $x, y \in U_i \cap U_j$. Since $\mathcal{U}(> 1)$ is simply connected there exists a unique cocycle

$$\hat{B} : \mathcal{U}(> 1) \times \mathcal{U}(> 1) \rightarrow PSL(2, \mathbb{C})$$

such that

$$\hat{B}(x, y) = \hat{B}_i(x, y)$$

for all $x, y \in U_i$. The map D can be written in the following way

$$D(x) = \exp_{F_i(p)} \left(\operatorname{arctgh} \left(\frac{1}{T(p)} \right) w_i(p) \right)$$

where

$$\begin{aligned} F(p) &= \hat{B}_i(p_0, p)N(p), \\ w(p) &= \hat{B}_i(p_0, p)_*v(N(p)), \end{aligned}$$

p_0 is a fixed point of \mathcal{U} and v is as above.

Let us collect some straightforward facts

1. Since \hat{B}_i 's are locally Lipschitzian so is \hat{B} .
2. $\hat{B}(x, y) = Id$ whenever $r(x) = r(y)$.
3. The image of the integral line of the gradient of T passing through $p \in \mathcal{U}(> 1)$ is a geodesic ray of infinite length starting from $F(N(p))$.

The same arguments show that this map extends to a map

$$D : \mathcal{U}(\geq 1) \rightarrow \overline{\mathbb{H}}^3$$

such that the map

$$D_\infty : \mathcal{U}(1) \rightarrow S^2$$

is a conformal C^1 -map. In particular it is the developing map for a projective structure on $\mathcal{U}(1)$ of hyperbolic type. By arguing as in Theorem 4.4.16 we can see that the canonical stratum passing through a point p is $r^{-1}(p)$ and the intrinsic metric coincides with the Thurston metric associated to the projective structure.

Finally by construction it is easy to see that $(\mathcal{U}(> 1), g)$ is exactly the H -hull of the projective structure of $\mathcal{U}(1)$ (compare section 8 of [34]).

■

Corollary 6.4.5 *Let Δ be a disk. Then the Wick rotation establishes a natural bijection between the class of regular domain on \mathbb{X}_0 and the set of projective structures on Δ of hyperbolic type.*

Finally we discuss the inverse of such a bijection in terms of a Wick Rotation on the H -hull of $\mathcal{U}(1)$.

Let us denote by M the hyperbolic manifold obtained by the canonical WR on $\mathcal{U}(> 1)$. Lemmas 4.4.12 and 4.4.13 hold also in this more general case and this show that the completion of M is $\overline{M} = M \cup H$ where H is the closure in \mathbb{H}^2 of the image of the Gauss map of \mathcal{U} . For $p \in M$ let $\Delta(p)$ denote the distance in \overline{M} from p to H . Then by arguing as in Lemma 4.4.13 we can see that

$$\Delta(p) = \operatorname{arctgh} \frac{1}{T(p)}$$

where T is the cosmological time on \mathcal{U} . Thus the Wick Rotation on M directed by the gradient of Δ with rescaling functions

$$\alpha = \frac{1}{\operatorname{sh}^2 \Delta} \quad \beta = \frac{1}{\operatorname{sh}^4 \Delta} \quad (6.2)$$

yields the flat spacetime $\mathcal{U}(> 1)$.

Corollary 6.4.6 *For a projective structure of hyperbolic type U on a disk, let $H(U)$ be its H -hull. Then let $\Delta(p)$ denote the distance from $p \in H(U)$ from $\overline{H(U)} \setminus H(U)$ (where $\overline{H(U)}$ is the completion of $H(U)$). The function Δ is $C^{1,1}$. Moreover the Wick Rotation on $H(U)$ directed by the gradient of Δ with rescaling functions given in (6.2) yields a flat globally hyperbolic manifold.*

If λ is the measured lamination corresponding to U , then the maximal extension of such a spacetime is the regular domain \mathcal{U}_λ^0 and U is the projective structure on $\mathcal{U}_\lambda^0(1)$.

6.4.2 Canonical dS rescaling

In this section we will deal with the de Sitter canonical rescaling on an arbitrary flat regular domain \mathcal{U} .

Remark 6.4.7 We will widely refer to [44] in which maximal globally hyperbolic de Sitter spacetimes with *compact* Cauchy surface are classified in terms of projective structures. Anyway we have checked that essentially all constructions work as well by simply letting the Cauchy surface be complete.

The main idea of [44] is to associate to any projective structure on a surface a so called *standard* de Sitter spacetime. It turns out that the canonical de Sitter rescaling on $\mathcal{U}(< 1)$ produces the standard spacetime associated to the projective structure on $\mathcal{U}(1)$ previously obtained thanks to the Wick rotation. In this way we will eventually see that, apart a few exceptions, maximal globally hyperbolic *flat* spacetimes containing a complete Cauchy surface homeomorphic to a given surface F , bijectively corresponds to maximal globally hyperbolic *de Sitter* spacetimes with a complete Cauchy surface homeomorphic to the same surface F (the canonical rescaling giving the bijection).

We start by recalling the construction of standard de Sitter spacetimes corresponding to projective structure of hyperbolic type (also called “standard spacetimes of hyperbolic type”). This construction is, in fact, dual of that one of the H -hulls.

Given a projective structure of hyperbolic type on a surface S with developing map

$$d : \tilde{S} \rightarrow S^2$$

recall the canonical stratification of \tilde{S} (see Section 2.4). For every $p \in \tilde{S}$ let $U(p)$ denote the stratum passing through p and $U^*(p)$ be the maximal ball containing $U(p)$. Now $d(U^*(p))$ is a ball in S^2 so it determines a hyperbolic plane in \mathbb{H}^3 . Let $\rho(p)$ denote the point in \mathbb{X}_1 corresponding to this plane: the map $\rho : \tilde{S} \rightarrow \mathbb{X}_1$ turns out to be continuous. There exists a unique timelike geodesic c_p in \mathbb{X}_1 joining $\rho(p)$ to $d(p)$ so we can define the map

$$\hat{d} : \Delta \times (0, +\infty) \ni (p, t) \mapsto c_p(t) \in \mathbb{X}_1$$

It is not difficult to see that this map is a developing map for a de Sitter structure on $S \times (0, +\infty)$ that is called the *standard spacetime* corresponding to the given projective structure.

Proposition 6.4.8 *Let \mathcal{U} be a regular domain and \mathcal{U}^1 denote the spacetime obtained by rescaling $\mathcal{U}(< 1)$ along the gradient of the cosmological time T and rescaling functions*

$$\alpha = \frac{1}{1 - T^2} \quad \beta = \frac{1}{(1 - T^2)^2} .$$

\mathcal{U}^1 is a standard spacetime of hyperbolic type corresponding to the projective structure on $\mathcal{U}(1)$ produced by the Wick rotation. The cosmological time on \mathcal{U}^1 is given by

$$\tau(p) = \operatorname{arctgh}(T(p))$$

Level surfaces of τ are Cauchy surfaces in \mathcal{U}^1 .

Proof : It follows from Lemma 6.4.3 and from the results of Chapter 4. ■

Corollary 6.4.9 *The rescaling of Proposition 6.4.8 gives rise to a bijective correspondence between the set of regular domains and the set of standard de Sitter spacetimes of hyperbolic type.*

■

6.4.3 Canonical AdS rescaling

We are going to show that the canonical Anti de Sitter rescaling performed on an arbitrary flat regular domain produces the *past part* of a maximal globally hyperbolic Anti de Sitter spacetimes with a *complete* Cauchy surface homeomorphic to a disk and this correspondence is in fact bijective. As by-product we will get also in this case that, a part a few exceptions, the canonical rescaling establishes a bijection between maximal globally hyperbolic spacetimes of constant curvature $\kappa = 0, -1$ respectively, admitting a complete Cauchy surface of fixed topological type.

Lemma 6.4.10 *Let \mathcal{U} be a regular domain, T and X denote respectively its cosmological time and the gradient of T . Then the rescaling of the Lorentzian metric on \mathcal{U} directed by X with rescaling functions*

$$\alpha = \frac{1}{T^2 + 1} \quad \beta = \frac{1}{(T^2 + 1)^2}$$

produces an Anti de Sitter metric on \mathcal{U} .

Proof : As usual this follows from Lemma 6.4.3 and the results of Chapter 4.

■

Let us denote by \mathcal{U}^{-1} the Anti de Sitter structure obtained on \mathcal{U} as in the above Lemma.

Proposition 6.4.11 *Let T be the cosmological time of the regular domain \mathcal{U} . Then T -level surfaces are Cauchy surfaces of \mathcal{U}^{-1} . The cosmological time of \mathcal{U}^{-1} is the function*

$$\tau = \arctan T.$$

Every integral line of the gradient of τ is a geodesic realizing the cosmological time.

Proof : It is not difficult to recognize that the causal-cone distribution on \mathcal{U}^{-1} is contained in the flat one of \mathcal{U} . Thus, causal curves of \mathcal{U}^{-1} are causal also with respect to the flat metric. Since $\mathcal{U}(a)$ is a Cauchy surface with respect to the flat metric, it follows that it is a Cauchy surface also with respect to the Anti de Sitter metric.

Let $\gamma(t)$ denote a causal curve of \mathcal{U}^{-1} . Consider the orthogonal decomposition of its tangent vector

$$\gamma(t) = \alpha(t)X(t) + h(t)$$

where X is the gradient of T . The equalities

$$\begin{aligned} \langle \gamma(t), \gamma(t) \rangle &= -\frac{\alpha(t)^2}{(1 + T(t)^2)} + \frac{\langle h(t), h(t) \rangle_F}{1 + T(t)^2} \\ \tau'(t) &= \frac{\alpha(t)}{(1 + T(t))} \end{aligned}$$

imply

$$\tau'(t) > \sqrt{-\langle \dot{\gamma}, \dot{\gamma} \rangle_{AdS}}$$

so τ is greater of the cosmological time. On the other hand the length of a integral line of the gradient of τ (that up to reparameterization coincides with the integral line of the (flat) gradient of T) is just τ . So τ is equal to the cosmological time and the integral line of the gradient of τ realizes it. Moreover, the same computation shows that, up to reparametrization, it is the *unique* curve realizing the cosmological time. The fact that it is a geodesic can be shown either by means of general facts (see [2]) or by looking at the developing map. ■

Proposition 6.4.12 *Let Y be an Anti de Sitter simply connected spacetime, and $F \subset Y$ be a spacelike Cauchy surface. Suppose the induced Riemannian metric on F is complete. Then the developing map $Y \rightarrow \mathbb{X}_{-1}$ is an embedding onto a convex subset of \mathbb{X}_{-1} .*

The closure of F in $\overline{\mathbb{X}}_0$ is a closed disk and its boundary ∂F is a nowhere timelike curve of $\partial\mathbb{X}_{-1}$.

If Y is the maximal globally hyperbolic Anti de Sitter spacetime containing F then Y coincides with the Cauchy development of F in \mathbb{X}_{-1} . The curve ∂F determines Y , namely $p \in Y$ iff the dual plane $P(p)$ does not meet ∂F .

Conversely ∂F is determined by Y , in fact ∂F is the set of accumulation points of Y on $\partial\mathbb{X}_{-1}$. If F' is another complete spacelike Cauchy surface of Y then $\partial F' = \partial F$.

The proof of this proposition can be found in [38]. Notice however that for us the Cauchy development of a surface is the interior part of which Mess called the domain of dependence. Given a nowhere timelike simple closed curve C embedded in $\partial\mathbb{X}_{-1}$ its *Cauchy development* is

$$\mathcal{Y}(C) = \{p | \partial P(p) \cap C = \emptyset\}$$

Such a Cauchy development is also called a (simply connected *standard AdS spacetime*). We collect some easy facts about the Cauchy developments of a closed

nowhere timelike curve that had been stated in [38] and partially already recalled in Chapter 4.

1. If C is a closed nowhere timelike curve in the boundary of \mathbb{X}_{-1} then it is homotopic to the meridian of $\partial\mathbb{X}_{-1}$ with respect to \mathbb{X}_{-1} .
2. Since C is nowhere timelike, there exists a spacelike plane P non-intersecting it (see Lemma 5 of [38]). In the Klein model we can cut \mathbb{P}^3 along the projective plane \hat{P} containing P and we have that $\mathcal{Y}(C)$ is contained in $\mathbb{R}^3 = \mathbb{P}^3 \setminus \hat{P}$. Since C is no-where timelike then for every point $p \in C$ the plane $P(p)$ tangent to $\partial\mathbb{X}_{-1}$ at p (that cuts \mathbb{X}_{-1} is a null totally geodesic plane) does not separate C . It follows that the convex hull $\mathcal{K}(C)$ of C in \mathbb{R}^3 is contained in \mathbb{X}_{-1} .
3. Support planes of $\mathcal{K}(C)$ are non-timelike and the closure $\overline{\mathcal{Y}(C)}$ of $\mathcal{Y}(C)$ in \mathbb{X}_{-1} coincides with the set of dual point of spacelike support planes of $\mathcal{K}(C)$ whereas the set of points dual to null support planes coincides with C .
4. $\overline{\mathcal{Y}(C)}$ is convex and the closure of $\mathcal{Y}(C)$ in $\overline{\mathbb{X}_{-1}}$ is $\overline{\mathcal{Y}(C)} \cup C$. It follows that $\mathcal{K}(C) \subset \overline{\mathcal{Y}(C)}$. A point $p \in \partial\mathcal{K}(C)$ lies in $\mathcal{Y}(C)$ if and only if it is touched only by spacelike support planes.
5. The boundary of $\mathcal{K}(C)$ has two connected components the *past* and the *future* boundaries. Every component is an achronal surface of \mathbb{X}_{-1} . The intrinsic pseudo-distance is a hyperbolic distance on $\partial\mathcal{K}(C) \cap \mathcal{Y}(C)$.
6. If the future boundary of $\mathcal{K}(C)$ is a complete spacelike surface then $\mathcal{Y}(C)$ is a $\mathcal{ML}(\mathbb{H}^2)$ -spacetime.

We remember that the *past part* of a Cauchy development $\mathcal{Y}(C)$ of a nowhere timelike closed curve C is the past in $\mathcal{Y}(C)$ of the future boundary of its convex core.

Proposition 6.4.13 *Let \mathcal{P} be the past part of the Cauchy development of some curve C . Then the cosmological time τ of \mathcal{P} is a C^1 -function taking values on $(0, \pi/2)$. For every point in p there exist only one point $\rho_-(p)$ in the past boundary of \mathcal{P} and only one point $\rho_+(p)$ on the future boundary of \mathcal{P} such that*

1. x is on the timelike segment joining $\rho_-(p)$ to $\rho_+(p)$.
2. $\tau(p)$ is equal to the length of the segment $[\rho_-(p), p]$.
3. the length of $[\rho_-(p), \rho_+(p)]$ is $\pi/2$.
4. $P(\rho_-(p))$ is a support plane for \mathcal{P} passing through $\rho_+(p)$ and $P(\rho_+(p))$ is a support plane for \mathcal{P} passing through $\rho_-(p)$.
5. The map $p \mapsto \rho_-(p)$ is continuous. The function τ is C^1 and its gradient at p is the unit timelike tangent vector $\text{grad } \tau(p)$ such that

$$\exp_p(\tau(p)\text{grad } \tau(p)) = \rho_-(p).$$

Proof : For $p \in \mathbb{X}_{-1}$ recall that $\mathcal{G}^+(p)$ (resp. $\mathcal{G}^-(p)$) is the set of points related to p by a future-pointing (resp. past-pointing) timelike-geodesic of length less than $\pi/2$. Given $p \in \mathcal{P}$ it is not hard to see that

$$I_{\mathcal{P}}^+(p) = \mathcal{G}^+(p) \cap \mathcal{P} \quad I_{\mathcal{P}}^-(p) = \mathcal{G}^-(p) \cap \mathcal{P}.$$

For every $q \in I_{\mathcal{P}}^+(p)$ the Lorentzian distance between p and q in \mathcal{P} is realized by the unique geodesic segment joining p to q in \mathcal{P} .

Given $p \in \mathcal{P}$, as the dual plane $P(p)$ is disjoint from $\mathcal{K} = \mathcal{K}(C)$, it is not hard to see that $\mathcal{G}^+(p) \cap \partial_+ \mathcal{K}$ is a non-empty pre-compact set. So there exists a point $\rho_+(p)$ on $\partial_+ \mathcal{K}$ which maximizes the distance from p . For each $a \in (0, \pi/2)$ consider the surface

$$\mathbb{H}_p(a) = \{\exp_p(av) | v \text{ future-directed unitary vector in } T_p \mathbb{X}_{-1}\}$$

It is not hard to see that it is strictly convex in the future and that the tangent plane at $q \in \mathbb{H}_p(a)$ is the plane orthogonal to the segment $[p, q]$ contained in $\mathcal{G}^+(p)$ (these facts can be proved directly or by means of the Lorentzian version of the Gauss Lemma in Riemannian geometry). Since the set of points in $\mathcal{G}^+(p)$ with assigned Lorentzian distance from p is a strictly convex in the future surface and $\partial_+ \mathcal{K}$ is convex in the past it follows that $\rho_+(p)$ is unique and the plane passing through $\rho_+(p)$ orthogonal to the segment $[p, \rho_+(p)]$ is a support plane for $\partial \mathcal{K}$.

Denote by $\rho_-(p)$ the dual point of this plane. It is not difficult to see that $\rho_-(p)$ is contained in the past boundary of \mathcal{Y} . The dual plane of $\rho_+(p)$ is a support plane of \mathcal{Y} passing through $\rho_-(p)$: in fact for $q \in P(\rho_+(p))$ we have that $\rho_+(p) \in P(q)$ and so $\partial P(q) \cap C \neq \emptyset$, so $q \notin \mathcal{Y}$. It follows that the cosmological time at $\rho_+(p)$ is exactly $\pi/2$. Thus it follows that the cosmological time of p is the length of $[\rho_-(p), p]$.

If p_n is a sequence converging to p_∞ in \mathcal{P} we have that the sequence $(\rho_+(p_n))$ runs in a compact set of $\partial_+ \mathcal{K}$: indeed if we choose $q \in I_{\mathcal{P}}^-(p_\infty)$ then $\rho_+(p_n) \in \mathcal{G}^+(q) \cap \partial \mathcal{K}$ that is a compact set. Moreover if we choose a converging subsequence $\rho_+(p_{n_k})$ it is not difficult to see that the limit is $\rho_+(p_\infty)$. Therefore, that $\rho_+(p_n)$ converges to $\rho_+(p_\infty)$. Thus, ρ_+ is continuous and it easily follows that ρ_- is continuous too.

Finally given a point $p \in \mathcal{P}$, there exists a neighbourhood U of p that is contained in $\mathcal{G}^+(\rho_-(q))$ and in $\mathcal{Y}(\partial P(\rho_+(p)))$. Denote by τ_1 the Lorentzian distance from $\rho_-(q)$ and by τ_2 the Lorentzian distance from $P(\rho_+(p))$: they are smooth functions defined on U . Moreover we have

$$\begin{aligned} \tau_1(q) &\leq \tau(q) \leq \tau_2(q) \quad \text{for all } q \in U \\ \tau_1(p) &= \tau(p) = \tau_2(p) \\ \text{grad } \tau_1(p) &= \text{grad } \tau_2(p) = v_0 \end{aligned}$$

where v_0 is the unit timelike vector at p such that $\exp_p \tau(p)v_0 = \rho_-(p)$. It follows that τ is differentiable at p and $\nabla \tau(p) = v_0$. ■

Eventually, given the past part \mathcal{P} of the Cauchy development of some curve $C \subset \partial \mathbb{X}_\infty$ we have constructed

The cosmological time $\tau : \mathcal{P} \rightarrow (0, \pi/2)$.

The future retraction $\rho_+ : \mathcal{P} \rightarrow \partial_+ \mathcal{K}$.

The past retraction $\rho_- : \mathcal{P} \rightarrow \partial_- \mathcal{P}$.

It is not difficult to see that the image of the future retraction is $\partial_+ \mathcal{K} \cap \mathcal{Y}$ whereas the image of the past retraction is the set of points whose dual plane is a support plane touching $\partial_+ \mathcal{K}$. The latter set is called the *initial singularity*.

Proposition 6.4.14 *Let \mathcal{U} be a flat regular domain \mathcal{U}^{-1} be the Anti de Sitter spacetime obtained by the canonical rescaling of \mathcal{U} (see Lemma 6.4.10). Let \mathcal{Y} be the maximal globally hyperbolic Anti de Sitter spacetime containing \mathcal{U}^{-1} . Then \mathcal{U}^{-1} coincides with the past part of \mathcal{Y} .*

Proof : As for the hyperbolic case we can construct a cocycle

$$\hat{\beta} : \mathcal{U} \times \mathcal{U} \rightarrow PSL(2, \mathbb{R}) \times PSL(2, \mathbb{R})$$

such that the developing map of \mathcal{U}^{-1} can be written as

$$\begin{aligned} \Delta : \mathcal{U} \ni p &\rightarrow [\cos \tau(p) \hat{x}_-(p) + \sin \tau(p) \hat{x}_+(p)] \in \mathbb{X}_{-1} \quad \text{where} \\ \tau(p) &= \arctan T(p) \\ \hat{x}_-(p) &= \hat{\beta}(p_0, p)(Id) \\ \hat{x}_+(p) &= \hat{\beta}(p_0, p)(N(p)) \end{aligned}$$

(we have considered the standard identification $P(Id) = \mathbb{H}^2$ described in Chapter 2).

Since $\hat{\beta}(p, q) = Id$ if and only if $r(p) = r(q)$ a cocycle is induced on Σ and we will denote it by $\hat{\beta}$ as well. In particular the map Δ can be extended on Σ by setting

$$\Delta(s) = \hat{\beta}(r_0, s)(Id).$$

We claim that $\Delta(s)$ lies on the initial singularity of \mathcal{Y} for every $s \in \Sigma$. First let us show that $\Delta(s)$ does not lie in \mathcal{Y} . It is sufficient to show that $\mathcal{G}^+(\Delta(s)) \cap \Delta(\mathcal{U}(1))$ is not pre-compact. On the other hand this set is bigger than

$$\mathcal{G}^+(\Delta(s)) \cap \Delta(\mathcal{U}(1) \cap r^{-1}(s))$$

and we have $\Delta(s) = \hat{\beta}(r_0, s)(Id)$ and

$$\Delta(\mathcal{U}(1) \cap r^{-1}(s)) = \hat{\beta}(r_0, s)(\{[\frac{\sqrt{2}Id + \sqrt{2}x}{2}] | x \in \mathcal{F}(s)\}) \quad (6.3)$$

(where $\mathcal{F}(s) = N(r^{-1}(s))$ is the ideal convex set corresponding to s). So this set is contained in $\mathcal{G}^+(\Delta(s))$ and is not pre-compact in \mathbb{X}_{-1} . Eventually we can deduce that $\Delta(s) \notin \mathcal{Y}$ for every $s \in \Sigma$. On the other hand since $\Delta(\mathcal{U}) \subset \mathcal{Y}$ the image of Σ is contained in the past boundary of \mathcal{Y} . The dual plane $P(\Delta(s))$ is a support plane for the convex hull \mathcal{K} .

Denote by C the boundary of $\Delta(\mathcal{U}(1))$ in $\partial\mathbb{X}_{-1}$. From equation (6.3) we may deduce that $C \cap \partial P(\Delta(s))$ contains $\hat{\beta}(r_0, s)(\partial\mathcal{F}(s))$ so $\Delta(s) \in \Sigma$.

Take $p \in \mathcal{U}$ and notice that the integral line of the cosmological time passing through p is sent by Δ onto the geodesic segment c joining $\Delta(r(p))$ to $\hat{\beta}(p_0, p)N(p)$. The latter point lies in $\hat{\beta}(p_0, p)(\mathcal{F}(r(p)))$ that from equation (6.3) is in the convex hull \mathcal{K} of C . Since $P(\Delta(s))$ is a support plane and $\hat{\beta}(p_0, p)N(p) \in P(\Delta(s))$ we have that $\hat{\beta}(p_0, p)N(p) \in \partial_+\mathcal{K}$. Thus $\Delta(p)$ lies in \mathcal{P} . Moreover we have

$$\begin{aligned}\tau(\Delta(p)) &= \arctan(T(p)) \\ \rho_-(\Delta(p)) &= \Delta(r(p)) \\ \rho_+(\Delta(p)) &= \hat{\beta}(p_0, p)N(p).\end{aligned}$$

Finally, the developing map

$$\Delta : \mathcal{U}^{-1} \rightarrow \mathbb{X}_{-1}$$

takes values on \mathcal{P} and the pull-back of the cosmological time of \mathcal{Y} coincides with the cosmological time of \mathcal{U}^{-1} .

So for every $a \in (0, \pi/2)$ the developing map induces a local isometries

$$\Delta_a : \mathcal{U}^{-1}(a) \rightarrow \mathcal{P}(a).$$

Since $\mathcal{U}^{-1}(a)$ is complete Δ_a is an isometry (in particular injective and surjective). Thus Δ is an isometry on \mathcal{P} . ■

Eventually we have shown that the Anti de Sitter rescaling on a regular domain produces the past part of some simply connected Anti de Sitter standard spacetime. In the remaining part of this chapter we are going to show that such a correspondence is bijective. In particular we will show that given the past part \mathcal{P} of a standard Anti de Sitter spacetime, the rescaling along the gradient of the cosmological time τ of \mathcal{P} with rescaling functions

$$\hat{\alpha} = \frac{1}{\cos^2 \tau} \quad \hat{\beta} = \frac{1}{\cos^4 \tau} \tag{6.4}$$

produces a regular domain and this association is the inverse of that given by rescaling on regular domains.

Given a flat regular domain \mathcal{U} if we consider the rescaling on \mathcal{U}^{-1} along the gradient of cosmological time given by functions (6.4) we recover \mathcal{U} . So in order to show that the rescaling on an Anti de Sitter standard spacetime described

above produces a flat spacetime we can follow the strategy used in Section 6.4. In fact we can define a notion of locally equivalence between standard Anti de Sitter spacetimes that is formally the same given for regular domains. So to carry out the proof that the rescaling given by (6.4) gives rise to a flat metric it is sufficient to show that every standard spacetime is locally equivalent to one arising from a rescaling on a regular domain.

Definition 6.4.15 *Given the past parts \mathcal{P} and \mathcal{P}' of two standard (simply connected) Anti de Sitter spacetimes and $p \in \mathcal{P}$ and $q \in \mathcal{P}'$ we say that \mathcal{P} and \mathcal{P}' are locally equivalent around p and q if there exist neighbourhoods U of p and U' of q which are invariant under the flow of the gradients of the respective cosmological times and such that there exists an isometry*

$$\phi : U \rightarrow U'$$

sending the cosmological time of \mathcal{P} to the cosmological time of \mathcal{P}' .

Proposition 6.4.16 *Let C be a no-where timelike curve in the boudary of Anti de Sitter space ad \mathcal{K} denote its convex hull in \mathbb{X}_{-1} . Suppose the set of spacelike support planes of $\partial_+ \mathcal{K}$ to be compact, then $\partial_+ \mathcal{K}$ is isometric to \mathbb{H}^2 .*

In order to prove this proposition we need the following technical lemma:

Lemma 6.4.17 *There exists a timelike vector-field X on \mathbb{X}_{-1} such that*

1. *It extends to a timelike vector field on $\overline{\mathbb{X}}_{-1}$.*
2. *The metric g_X obtained by Wick rotation along X is complete.*

Proof : Consider the covering

$$\mathbb{R}^3 \ni (x, y, \lambda) \mapsto \begin{pmatrix} \xi \sin \lambda + x & y + \xi \cos \lambda \\ y - \xi \cos \lambda & \xi \sin \lambda - x \end{pmatrix} \in PSL(2, \mathbb{R})$$

where we have set $\xi = \sqrt{1 + x^2 + y^2}$. Let us put $X = \frac{\partial}{\partial \lambda}$. It is not difficult to see that

$$X(A) = \frac{AX_0 + X_0A}{2}$$

where

$$X_0 = \begin{pmatrix} 0 & -1 \\ 1 & 0 \end{pmatrix}. \quad (6.5)$$

In particular $X(A)$ extends to a timelike vector field on the whole $\overline{\mathbb{X}}_{-1}$.

By an explicit computation it results that the Anti de Sitter metric takes the form

$$-\xi^2 d\lambda^2 + \frac{(1 + y^2)dx^2 + xy dx dy + (1 + x^2)dy^2}{\xi^2}.$$

The horizontal metric is independent of λ moreover it is a complete hyperbolic metric. This can be shown either by noticing that the surface $\{\lambda = \theta_0\}$ is the dual plane to the point of coordinates $x = 0, y = 0, \lambda = \pi/2 - \theta_0$ or by noticing that with respect to the parametrization of \mathbb{H}^2 given by

$$\mathbb{R}^2 \ni (x, y) \mapsto (x, y, \xi(x, y)) \in \mathbb{X}_0$$

the hyperbolic metric takes exactly the form written above.

Eventually g_X take the form

$$\xi^2(x, y)d^2\lambda + g_{\mathbb{H}}(x, y).$$

Now if $c(t) = (x(t), y(t), \lambda(t))$ is an arc-length path defined on $[0, a)$ we have to show that $c(t)$ can be extended. Since $g_{\mathbb{H}}$ is complete there exist

$$x(a) = \lim_{t \rightarrow a} x(t) \quad y(a) = \lim_{t \rightarrow a} y(t).$$

On the other hand since $|\dot{\lambda}| < 1$ there exists

$$\lambda(a) = \lim_{t \rightarrow a} \lambda(t).$$

Proof of Proposition 6.4.16 Let X be the field given by Lemma 6.4.17 and for every $v \in T\mathbb{X}_{-1}$ denote by v_V the projection of v along X and v_H the projection on X^\perp . Moreover, if v is spacelike let us define ■

$$\eta(v) = \frac{|v_V|}{|v_H|} < 1.$$

Now we claim that if \mathcal{Q} is a compact set of spacelike planes there exists a constant $M < 1$ (depending only on \mathcal{Q} and X) such that

$$\eta(v) \leq M$$

for every $v \in TP$ for $P \in \mathcal{Q}$.

We can quickly conclude the proof of the proposition from the claim. Indeed let \mathcal{Q} denote the family of support planes for $\partial_+\mathcal{K}$ and M be the constant given by the claim. Denote by g_X the Riemannian metric obtained by the Wick Rotation along X . If c is a rectifiable arc contained in $\partial_+\mathcal{K}$ we have that $\langle \dot{c}, \dot{c} \rangle > (1 - M^2)/(1 + M^2)g_X(\dot{c}, \dot{c})$. From this inequality we can argue that the pseudo-distance on $\partial_+\mathcal{K}$ is a complete distance.

So in order to conclude it is sufficient to prove the claim.

First let us fix a plane P : we are going to prove that

$$M(P) = \sup\{\eta(v) | v \in TP\}$$

is less than 1. Since $\eta(\lambda v) = \eta(v)$ we can suppose $\langle v, v \rangle = 1$. If we set $\xi(v) = |v_V|$ we have $\eta(v) = \xi(v)/\sqrt{1 + \xi(v)^2}$. So we have to show that there exists $K = K(P)$ such that

$$\xi(v) \leq K$$

for every $v \in TP$ with $|v| = 1$.

Consider the following function

$$H : (M(2 \times 2, \mathbb{R}) \setminus \{0\}) \times \mathfrak{sl}(2, \mathbb{R}) \ni (A, Y) \mapsto \frac{|\langle AY, AX_0 + X_0A \rangle|}{-\langle AX_0 + X_0A, AX_0 + X_0A \rangle^{1/2}} \in \mathbb{R}_{\geq 0}$$

where X_0 is as in 6.5. The following are easy remarks:

- It is well-defined because $\langle AX_0 + X_0A, AX_0 + X_0A \rangle$ is equal to $-(a^2 + b^2 + c^2 + d^2)$;
- it is homogenous in A so it induces a map $\hat{H} : \mathbb{P}^3 \times \mathfrak{sl}(2, \mathbb{R}) \rightarrow \mathbb{R}_{\geq 0}$;
- if $A \in P$ and $X \in \mathfrak{sl}(2, \mathbb{R})$ then $\xi(AX) = \hat{H}(A, X)$.

Now it is not hard to see that there exists a spacelike subspace T_0 of $\mathfrak{sl}(2, \mathbb{R})$ such that

$$T_AP = AT_0$$

for every $A \in P$ so we can set

$$K = \sup\{\hat{H}(A, X) | A \in \overline{P}, X \in UT_0\} < +\infty.$$

where UT_0 is the set of unit vectors in T_0 .

Eventually we have shown that $M(P) < 1$. Since $M(P)$ continuously depends on P the claim is proved. ■

Proposition 6.4.18 *Let \mathcal{U} be a simply connected Anti de Sitter standard spacetime and p be in the past part \mathcal{P} of \mathcal{U} . Then there exists a $\mathcal{ML}(\mathbb{H}^2)$ Anti de Sitter spacetime \mathcal{U}' and p' in its past part such that p and p' are equivalent.*

Proof : We can distinguish two cases: either there exists a null support plane passing through $\rho_+(p)$ or there exists a neighbourhood U of $\rho_+(p)$ such that support planes touching U are spacelike and form a compact set $\mathcal{Q}(U)$.

First consider the latter case. Consider a small compact arc $k \subset \mathcal{U}$ passing through p and intersecting transversally every bending line of $\partial_+ \mathcal{K}$ at most once. Denote by \mathcal{Q} the set of support planes ptouching k and define

$$\mathcal{C} = \bigcap_{Q \in \mathcal{Q}(U)} I_{\mathbb{X}_{-1} \setminus P(\rho_+(p))}^-(Q).$$

It is not hard to see that the boundary of \mathcal{C} in $\mathbb{X}_{-1} \setminus P(\rho_+(p))$ is a connected achronal surface $\partial_+ \mathcal{C}$ satisfying the following properties.

1. It does not contain vertex (that means that coincides with the future boundary of the convex hull of $C_\infty := \overline{\partial_+ \mathcal{C}}^{\mathbb{X}_{-1}} \setminus \partial_+ \mathcal{C}$).
2. The support planes of \mathcal{C} touching $\partial_+ \mathcal{C}$ are planes in \mathcal{Q} .
3. Every face or bending line intersecting k is contained in $\partial_+ \mathcal{C}$. In particular there exists a neighbourhood U' of $\rho_+(p)$ in $\partial_+ \mathcal{K}$ contained in $\partial_+ \mathcal{C}$.

From Proposition 6.4.17 we have that $\partial_+ \mathcal{C}$ is complete so C_∞ is a closed no-where timelike curve. Denote by \mathcal{P}' the past part of the Cauchy development of C_∞ . The future boundary of \mathcal{P}' is $\partial_+ \mathcal{C}$. If we denote by ρ'_+ the future retraction on \mathcal{P}' we easily see that $\rho_+^{-1}(U') = (\rho'_+)^{-1}(U') = V$ and $\rho_+ = \rho'_+$ on V . It follows that \mathcal{P} and \mathcal{P}' are locally equivalent around p .

Suppose now that only one null support plane P_0 passes through $\rho_+(p)$. Denote by P_1 the spacelike plane orthogonal to the segment $[p, \rho_+(p)]$ at $\rho_+(p)$. Since $\partial_+ \mathcal{K}$ does not have vertices we have that $l = P_0 \cap P_1$ is contained in $\partial_+ \mathcal{K}$. On the other hand we know that the point dual to P_0 is contained in C too. Then $\partial_+ K$ contains a *null triangle* bounded by l . Take a spacelike plane Q between P_0 and P_1 and consider the surface \mathcal{S} obtained by replacing $P_0 \cap \partial_+ K$ with the half-plane bounded by l in Q . $\partial \mathcal{S}$ is a no-where timelike curve in the boundary and consider its domain \mathcal{U}' . It follows that \mathcal{S} is the future boundary of its convex hull. So p is contained in \mathcal{U}' and (p, \mathcal{U}) and (p, \mathcal{U}') are locally equivalent. Moreover, no null support plane passes through $\rho'_+(p)$.

Finally suppose that two null support planes P_1, P_2 pass through $\rho_+(p)$ then we see that $\partial_+ \mathcal{K}$ is the union of two null triangles respectively lying on P_1 and P_2 and bounded by $P_1 \cap P_2$. So \mathcal{P} is Π_{-1} (see Chapter 5). ■

Eventually, given an Anti-de Sitter standard spacetime \mathcal{U} , the rescaling on its past part \mathcal{P} directed by the gradient of its cosmological time with rescaling functions (6.4) yields a flat metric. Given a flat regular domain \mathcal{U} we know that the rescaled manifold \mathcal{U}^{-1} is the past part of an Anti de Sitter standard spacetime: in this case the result of rescaling on \mathcal{U}^{-1} is just \mathcal{U} . So in order to prove that the rescaling on flat regular domains gives rise to a bijection between regular domains and Anti de Sitter standard spacetimes, it is sufficient to prove

that the result of the rescaling on \mathcal{P} described above is a flat regular domain. The key point to prove this fact is the completeness of CT level surfaces $\mathcal{P}(a)$.

Proposition 6.4.19 *If \mathcal{P} is the past part of a simply connected standard Anti de Sitter spacetime then the level surface of the cosmological time $\mathcal{P}(a)$ is complete.*

Since the proof of this proposition is quite technical we prefer to give first the scheme. Let us fix $p_0 \in \mathcal{P}(a)$: we have to prove that the balls centered at p_0 are compact.

Given a point $p \in \mathcal{P}(a)$ there exists a unique spacelike geodesic in \mathbb{X}_{-1} joining p_0 to p . Denote by $\xi(p)$ the length of such a geodesic. We will prove the following facts

Step 1. ξ is proper and $\xi(p) \rightarrow +\infty$ for $p \rightarrow \infty$;

Step 2. If c is a path in $\mathcal{P}(a)$ joining p_0 to p then the length of c is bigger than $M \chi \xi(p)$ where M is a constant depending only on a .

The proof of *Step 1.* is based on the remark that the dual plane of p_0 is disjoint from the closure of $\mathcal{P}(a)$ in $\overline{\mathbb{X}}_{-1}$ so the direction of the geodesic joining p_0 to p cannot degenerate to a null direction.

Step 2. is more difficult. We introduce the second fundamental form of $\mathcal{P}(a)$ and we prove that it is bounded by the scalar product. By using this fact we will be able to conclude the proof.

Before proving the proposition let us just recall how the second fundamental form is defined:

Given a spacelike surface S in a Lorentzian manifold M denote by N the future-pointing unit vector on S . Then the second fundamental form on S is a symmetric bilinear form defined by

$$II(x, y) = \langle \nabla_x N, y \rangle$$

where ∇ is the Levi-Civita connection on M . It is straightforward to recognize that it is symmetric, moreover since the norm of N is constant we have that $\nabla_x N \in T_p S$ for every $x \in T_p S$.

Lemma 6.4.20 *Let II denote the second fundamental form on $\mathcal{P}(a)$ then we have*

$$II(x, x) \leq \frac{1}{\tan a} \langle x, x \rangle$$

for every $x, y \in T_p \mathcal{P}(a)$ and $p \in \mathcal{P}(a)$.

Proof : Let us fix $p_0 \in \mathcal{P}(a)$ and set $r_0 = \rho_-(p_0)$. The set $U := \mathcal{G}^+(r_0) \cap \mathcal{P}(a)$ is a neighbourhood of p_0 in $\mathcal{P}(a)$ and for every $p \in U$ there exists a unique timelike geodesic contained in $\mathcal{G}^+(r_0)$ joining r_0 to p . Denote by $\sigma(p)$ the length of such

a geodesic. By definition we have that $0 < \sigma(p) \leq \tau(p) = a$ and $\sigma(p_0) = a$ so σ takes a maximum at p_0 . Equivalently the function

$$h(p) = \cos \sigma(p)$$

takes a minimum at p_0 so $\text{grad } h(p_0) = 0$ and the symmetric form

$$\omega : T_{p_0}\mathcal{P}(a) \times T_{p_0}\mathcal{P}(a) \ni (u, v) \mapsto \langle \nabla_u \text{grad } h, v \rangle$$

is positive semi-definite. On the other hand by looking at the exponential map in \mathbb{X}_{-1} , it is not difficult to see that

$$h(p) = -\langle p, r_0 \rangle$$

where $\langle \cdot, \cdot \rangle$ is the form on $M(2, \mathbb{R})$ inducing the Anti de Sitter metric on \mathbb{X}_{-1} . It follows that the gradient of h on $\mathcal{P}(a)$ is given by

$$\text{grad } h(p) = -r_0 - \langle r_0, p \rangle p - \langle r_0, N \rangle N$$

so we have

$$\omega(u, u) = -\langle r_0, p_0 \rangle \langle u, v \rangle - \langle r_0, N(p_0) \rangle II(u, v)$$

Since $N(p_0)$ is the tangent vector at p_0 to the geodesic joining r_0 to p_0 we have

$$\begin{aligned} p_0 &= \cos ar_0 + \sin an_0 \\ N(p_0) &= -\sin ar_0 + \cos an_0. \end{aligned}$$

By using these equalities we get

$$\omega(u, u) = \cos a \langle u, u \rangle - \sin a II(u, u).$$

■

Remark 6.4.21 The surface $\mathcal{P}(a)$ is $C^{1,1}$ so its second fundamental form is defined almost every-where. Anyway the inequality proved in the Lemma holds in each point on which II is defined and this will be sufficient for our computation.

Proof of Proposition 6.4.19: First let us prove step 1. Suppose by contradiction that we can find a divergent sequence $p_n \in \mathcal{P}(a)$ such that $\xi(p_n)$ is bounded by A . Since $p_n = \exp_{p_0} \xi(p_n)v_n$ with $|v_n| = 1$ we obtain that v_n diverges. So up to a subsequence the direction of v_n tends to a null direction. It follows that the geodesic c_n joining p_0 to p_n converges to a null direction with end-point $p_\infty = \lim p_n$. We have that $p_\infty \in \overline{\mathcal{P}}(a) \cap P(p_0)$ and this is a contradiction because $\overline{\mathcal{P}}(a) = C_\infty \cup \mathcal{P}(a)$ and by definition $C_\infty \cap P(p_0) = \emptyset$ (C_∞ is the no-where timelike causal curve such

that \mathcal{P} is the past part of its Cauchy development).

On $\mathcal{P}(a)$ the function $g(p) = -\text{ch } \xi(p)$ is $C^{1,1}$, proper and has a unique minimum at p_0 . It follows that if $c(t)$ is a maximal integral line of $\text{grad } g$ defined on the interval (a, b) then

$$\lim_{t \rightarrow a} c(t) = p_0.$$

Now we claim that there exists K such that

$$\langle \text{grad } g, \text{grad } g \rangle < K(g^2 - 1).$$

Let us first show how the proof of *Step 2.* follows from the claim. If $c(t)$ is any arc in $\mathcal{P}(a)$ joining p_0 to p we have

$$\xi(p) = \int_c \frac{\langle \text{grad } g, \dot{x} \rangle}{\sqrt{g^2 - 1}}$$

so from the claim we get

$$\xi(p) \leq \int_c K^{1/2} |\dot{x}| = K^{1/2} \ell(c).$$

Finally let us prove the claim. By an explicit computation we have that

$$\text{grad } g = -(p_0 + g(p)p + \langle N, p_0 \rangle N)$$

and

$$\langle \text{grad } g, \text{grad } g \rangle = g^2 - 1 + \langle N, p_0 \rangle^2.$$

We see that it is sufficient to show that the function

$$f(p) = \langle N(p), p_0 \rangle$$

is less than $H(g(p) - 1)$ for some $H > 0$. The function $g(p) = -\text{ch } \xi(p)$ is Lipschitzian, proper and has a unique minimum at p_0 . It follows that if $c : (t_-, t_+) \rightarrow \mathcal{P}(a)$ is a maximal integral line of $\text{grad } g$ passing through p then

$$\lim_{t \rightarrow t_-} c(t) = p_0.$$

Now consider the integral line c passing through p and compare the functions $f(t) = f(c(t))$ and $h(t) = g(c(t)) - 1$. We have that

$$\lim_{t \rightarrow t_-} f(t) = \lim_{t \rightarrow t_-} g(t) = 0. \tag{6.6}$$

On the other hand we have

$$\begin{aligned} \dot{f} &= \langle \nabla_{\dot{c}} N, p_0 \rangle = \langle \nabla_{\text{grad } g} N, \text{grad } g \rangle \leq \frac{1}{\tan a} \langle \text{grad } g, \text{grad } g \rangle \\ \dot{g} &= \langle \text{grad } g, \dot{c} \rangle = \langle \text{grad } g, \text{grad } g \rangle. \end{aligned}$$

Since $\dot{f}(t) \leq \frac{1}{\tan a} \dot{g}(t)$ by (6.6) we can argue that

$$f(p) \leq \frac{1}{\tan a} (g(p) - 1).$$

■

Theorem 6.4.22 *Let C be a closed no-where timelike curve on $\partial\mathbb{X}_{-1}$. If \mathcal{P} is the past part of the Cauchy development of C and τ is the cosmological time of \mathcal{P} , then the rescaling on \mathcal{P} along the gradient of τ with rescaling functions*

$$\alpha = \frac{1}{\cos^2 \tau} \quad \beta = \frac{1}{\cos^4 \tau}$$

produces a regular domain, whose cosmological time is given by the formula

$$T = \tan \tau.$$

Proof : From Proposition 6.4.18 we easily see that the rescaling given in the statement produces a flat Lorentzian metric. Denote by \mathcal{P}^0 the manifold \mathcal{P} equipped with such a metric.

By a computation like that one in Proposition 6.4.11 we can prove that \mathcal{P}^0 is globally hyperbolic and level surfaces $\mathcal{P}^0(a)$ are Cauchy surfaces. Moreover, we can also prove that the cosmological time is given by

$$T(p) = \tan \tau(p).$$

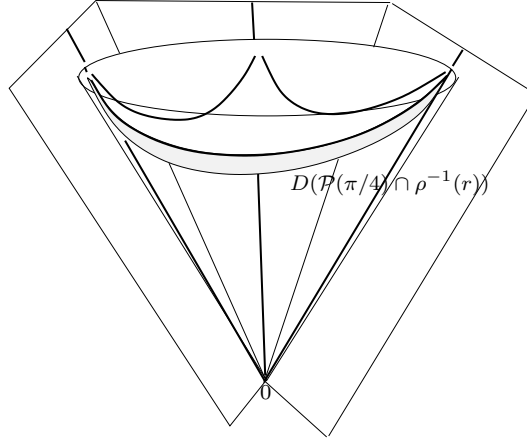
Consider the developing map

$$D : \mathcal{P}^0 \rightarrow \mathbb{X}_0.$$

Since $\mathcal{P}^0(a) = \frac{1}{\cos^2(\arctan a)} \mathcal{P}(\arctan a)$ it follows that $\mathcal{P}^0(a)$ are complete surfaces. Then we can easily see that D is an embedding. Denote by \mathcal{U} the domain of dependence of $\mathcal{P}^0(1)$ in \mathbb{X}_0 . We first prove that \mathcal{U} is a regular domain. For p in the initial singularity of \mathcal{P} let us consider the set $U = \rho_-^{-1}(p)$. Up isometries of \mathbb{X}_0 we have that $D(U \cap \mathcal{P}(\pi/4))$ is a straight convex set in \mathbb{H}^2 (with respect to the standard embedding of \mathbb{H}^2 into \mathbb{X}_{-1}). So $0 \notin \mathcal{U}$ (indeed $I^+(0) \cap \mathcal{P}^0(\pi/4)$ is not bounded) and there exist at least 2 null rays starting from 0 disjoint from $\mathcal{P}^0(1)$.

It easy follows that \mathcal{U} is a regular domain containing \mathcal{P}^0 . Moreover we see that the image of $D(U)$ via the retraction of $D(\mathcal{U})$ is 0. It follows that T coincides with the restriction of the cosmological time t on \mathcal{U} . So the inclusion $\mathcal{P}^0 \rightarrow \mathcal{U}$ gives rise to a locally isometries

$$D_a : \mathcal{P}^0(a) \rightarrow \mathcal{U}(a)$$


 Figure 6.2: The image through D of $U \cap \mathcal{P}(\pi/4)$.

since $\mathcal{P}^0(a)$ is complete D_a is an isometry. So we see that the map

$$D : \mathcal{P} \rightarrow \mathcal{U}$$

is surjective. ■

Proposition 1.8.5 stated in Chapter 1, is now an easy corollary of the previous discussion.

6.4.4 AdS rescaling and generalized earthquakes

Given a measured geodesic lamination λ on a straight convex set H , we can define the analogous of the Epstein-Marden cocycle on the interior of H

$$\beta_L : \text{int}H \times \text{int}H \rightarrow PSL(2, \mathbb{R})$$

and the *generalized left earthquake* along λ is the map

$$\mathcal{E}_L : \text{int}H \ni x \mapsto \beta_\lambda(x_0, x)x \in \mathbb{H}^2.$$

Clearly in an analogous way we can define the (generalized) right earthquake along λ

Theorem 6.4.23 *The map \mathcal{E}_λ is injective and the image is a straight convex set. Moreover, the image of the lamination λ is a lamination λ' on $\mathcal{E}_\lambda(H)$.*

Proof : We claim that for every $\beta_L(x, y)$ is a hyperbolic transformation, whose axis cuts the segment $[x, y]$ and whose translation distance is greater than the total mass of the segment $[x, y]$. Clearly, it is sufficient to prove the claim for simplicial laminations, and in this case the proof can be carried out by means of the following Lemma whose proof is postponed at the end of this proof.

Lemma 6.4.24 *If γ and δ are hyperbolic transformations with disjoint axes, and the axes are oriented in the same way, then the composition $\gamma\delta$ is a hyperbolic transformation, whose axis separates the axes of γ and δ . Moreover the translation length of $\gamma\delta$ is greater than the sum of the translation lengths of γ and δ .*

The injectivity of \mathcal{E}_λ immediately follows from the claim.

For every v unit tangent vector at x_0 let $u(v)$ be the end-point of the intersection of the geodesic ray $c(t) = \exp(tv)$ with the boundary of H (notice that $u(v)$ can lie on $\partial\mathbb{H}^2$). First suppose that $u(v)$ is an accumulation point for L (that is the support of λ). Then for every $t \in [x_0, u(v)] \cap L$ let $P_v(t)$ be the half-plane of \mathbb{H}^2 bounded by $\beta_L(x_0, t)l_t$ (where l_t is the leaf through t) and containing x_0 . By Lemma 6.4.24 we have that

$$P_u(t) \subset P_u(s) \quad \text{if } t < s.$$

Thus we have that $P_u(s)$ converges to either the whole \mathbb{H}^2 or to a half-plane for $t \rightarrow u(v)$. Let us denote by P_v such a limit (that is none but the union of all $P_u(s)$).

If $u(v)$ is not an accumulation point of L then let us put $P_v = \mathbb{H}^2$. It is not difficult to see that if $v \neq v'$ then either $P_v = P_{v'}$ or

$$\partial P_v \cap \partial P_{v'} = \emptyset$$

Hence, the intersection of all P_v 's is a straight convex set. Now we claim that

$$\mathcal{E}_L(H) = \bigcap_{v \in T_{x_0}^1 \mathbb{H}^2} P_v.$$

The inclusion (\subset) is quite evident. So let us prove the other inclusion. First let us prove that the image of \mathcal{E}_L is convex. More precisely, given $x, y \in \text{int}H$ there exists a rectifiable arc c in \mathbb{H}^2 of length equal to $d_{\mathbb{H}}(\mathcal{E}_L(x), \mathcal{E}_L(y)) + \mu([x, y])$ such that $\mathcal{E}_L(c) = [\mathcal{E}_L(x), \mathcal{E}_L(y)]$. Take $x, y \in \text{int}H$. If $[x, y]$ meets only finite leaves then it is clear how to construct c . The general case follows by using standard approximations.

Now suppose there exists $x \notin \mathcal{E}_L(H)$. Then there exists a point y on $[x_0, x]$ such that $[x_0, y] \subset \mathcal{E}_L(H)$ and $(y, x]$ does not intersect $\mathcal{E}_L(H)$. Thus we see that there exists a locally rectifiable transverse arc k in \mathbb{H}^2 such that $\mathcal{E}_L(k) = [x_0, y]$. Since k intersects each stratum in a convex set we see that k has limit u_∞ lying on the boundary of H in $\overline{\mathbb{H}^2}$. Moreover the segment $[x_0, u_\infty]$ is homotopic to k through a family of transverse arcs. This implies that there exists t_n on $[x_0, u_\infty] \cap L$ such that y is an accumulation point of $\beta_L(x_0, t_n)l_{t_n}$ (where l_{t_n} is the

leaf through t_n). Thus we get $x \notin P_{u_\infty}$.

The image of the leaves of λ form a geodesic lamination $\hat{\mathcal{L}}$ on $\hat{H} = \mathcal{E}_L(H)$. Now let us take a geodesic arc k in the interior of $\mathcal{E}_L(H)$. We have seen that there exists a rectifiable arc k' in H such that $\mathcal{E}_L(k') = k$. Let us set $\hat{\mu}_k$ the image of the measure $\mu_{k'}$. It is easy to show that $\hat{\mu}$ satisfies points 1. and 2. in the definition of transverse measure. Moreover, if k_1 and k_2 are geodesic arc homotopi through a family of transverse arcs then $\mu_{k_1}(k_1) = \mu_{k_2}(k_2)$. In order to conclude we should see that the total mass of an arc reaching the boundary of \hat{H} in \mathbb{H}^2 is infinite. Before proving this fact, notice that, however, we can define the Epstein-Marden right cocycle on $\text{int}\hat{H}$, say $\hat{\beta}_R$. Now we want to prove that the map

$$\hat{H} \ni x \mapsto \hat{\beta}_R(x_0, x)x \in \mathbb{H}^2$$

is the inverse of \mathcal{E}_L . In fact it is sufficient to prove that

$$\hat{\beta}(\mathcal{E}_L(x), \mathcal{E}_L(y)) \circ \beta(x, y) = Id \quad (6.7)$$

for every $x, y \in \text{int}(H)$. Choose a standard approximation λ_n of λ between x and y . Then it is not difficult to see that the image $\hat{\lambda}_n$ of λ_n via \mathcal{E}_L is a standard approximation of $\hat{\lambda}$ between $\mathcal{E}_L(x)$ and $\mathcal{E}_L(y)$.

If β_L^n , \mathcal{E}_L^n and $\hat{\beta}_R^n$ are the cocycles and earthquakes associated to λ_n we have

$$\hat{\beta}_R^n(\mathcal{E}_L^n(x), \mathcal{E}_L^n(y)) \circ \beta_n(x, y) = Id.$$

By passing to the limit we get the identity (6.7).

Now we can prove that if k is an arc reaching the boundary of \hat{H} in \mathbb{H}^2 then its total mass is infinite. Let x_n be a sequence of points on k converging to a point on the boundary of \hat{H} . We have that $\hat{\beta}_R(x_0, x_n)x_n$ either converge to a boundary leaf of λ or converges to a point on $\partial\mathbb{H}^2$. In the former case, it follows that the measure of k is $+\infty$ by the hypothesis on λ . In the latter case, we have that the measure of k must be infinite, otherwise the estimates of Lemma 4.6.5 should imply that $\hat{\beta}_R(x_0, x_n)$ is a precompact family in $PSL(2, \mathbb{R})$. ■

In order to conclude the proof we have to prove Lemma 6.4.24

Proof of Lemma 6.4.24 Let X and Y be unitary elements of $\mathfrak{sl}(2, \mathbb{R})$ such that

$$\gamma = \exp(cX) \quad \delta = \exp(dY)$$

for some $c, d > 0$. So we have

$$\begin{aligned} \gamma &= \text{ch } c Id + \text{sh } cX \\ \delta &= \text{ch } d Id + \text{sh } dY \end{aligned}$$

and we see that the translation lengths of γ and δ are respectively $c/2$ and $d/2$. On the other hand we see that

$$\gamma \circ \delta = \text{ch } c \text{ ch } d Id + \text{sh } c \text{ sh } d XY + \text{ch } c \text{ sh } d Y + \text{ch } d \text{ sh } c X$$

In particular

$$\text{tr}(\gamma \circ \delta) = 2\text{ch } c \text{ ch } d + \text{tr}(XY)\text{sh } c \text{ sh } d = 2(\text{ch } c \text{ ch } d + \langle X, Y \rangle \text{sh } c \text{ sh } d)$$

where $\langle \cdot, \cdot \rangle$ is the product of $T_{Id}\mathbb{X}_{-1}$. By the hypothesis we have that the plane generated by X and Y is non-spacelike (otherwise its dual point should lie on the intersection of the axis of γ and δ on $P(Id)$). Thus the reverse of the Schwarz inequality holds

$$\langle X, Y \rangle \geq 1$$

and we get

$$\text{tr}(\gamma \circ \delta) \geq 2\text{ch } (c + d)$$

■

By means of the generalized earthquakes we can characterize the measured laminations that produce standard AdS spacetimes whose boundary at infinity is the graph of a homeomorphism.

Theorem 6.4.25 *Let λ be a measured geodesic lamination on a straight convex set. Then the following statements are equivalent.*

- 1) *The left and right earthquakes along λ are surjective maps on \mathbb{H}^2 .*
- 2) *The boundary curve of \mathcal{U}_λ^{-1} is the graph of a homeomorphism.*

The proof of this Theorem is quite similar to the proof of the analogous theorem we discuss in Section 4.6.5. So we only sketch the main steps.

First suppose that right and left earthquakes are surjective maps. Denote by $\hat{\lambda}$ the image of λ via the (generalized) right earthquake \mathcal{E}_R along λ . By hypothesis the left earthquake along $2\hat{\lambda}$ is a true-earthquake (that means that it is surjective). Thus, by a general Thurston result \square it extends to a homeomorphism $u_{\hat{\lambda}}$ of S_∞^1 . We want to show that the curve at infinity of \mathcal{U}_λ^{-1} is the graph C_λ of u_λ . In fact, it is sufficient to show that such a curve contains the pair $(x, u_\lambda(x))$ for a vertex x of some stratum of $\hat{\lambda}$. Now for such an x there exists a vertex y of a stratum T of λ such that

$$x = \beta_-(x_0, z)y$$

where z is any point in T . Thus the image of x via the left earthquake along $2\hat{\lambda}$ is $\beta_+(x_0, z)y$. On the other hand since

$$\varphi_\lambda(T) = (\beta_-(x_0, z), \beta_+(x_0, z))(T)$$

we see that the point $(x, u_\lambda(x)) = (\beta_-(x_0, z), \beta_+(x_0, z))(y)$ lies on the boundary curve of \mathcal{U}_λ^{-1} .

Conversely suppose that the boundary curve C_λ is the graph of a homeomorphism. Take a point (x, y) on C_λ and let p_n be a sequence of points in $\partial_+\mathcal{K}_\lambda$ such that $p_n \rightarrow (x, y)$ in $\overline{\mathbb{X}}_{-1}$. If T_n is a face or a bending line through p_n we have three cases:

- 1) T_n converges to a face T_∞ of $\partial_+\mathcal{K}_\lambda$.
- 2) T_n converges to (x, y) .
- 3) T_n converges to a segment on a leaf of $\partial\mathbb{X}_{-1}$.

Since C_λ is the graph of a homeomorphism, we can discard the last case. In the other cases, it is easy to construct a sequence of vertices q_n of faces or bending lines T_n converging to (x, y) .

If S_n is the startum of λ corresponding to T_n via the bending line, we can find a sequence of end-points of S_n , say z_n such that

$$\begin{aligned} x &= \lim_{n \rightarrow +\infty} \beta_-(x_0, u_n)z_n \\ y &= \lim_{n \rightarrow +\infty} \beta_+(x_0, u_n)z_n \end{aligned}$$

where u_n is any point of S_n . Notice that $\beta_-(x_0, u_n)z_n$ lies in the closure of the image of the right earthquake \mathcal{E}_R along λ . Thus $x \in \overline{\mathcal{E}_R(H)}$. In an analogous way we see that $y \in \overline{\mathcal{E}_L(H)}$.

Summarizing, we have proved that if $(x, y) \in C_\lambda$ then $x \in \overline{\mathcal{E}_R(H)}$ and $y \in \overline{\mathcal{E}_L(H)}$. Since C_λ is the graph of a homeomorphism we have that S_∞^1 is contained in the closure of the image of \mathcal{E}_L (and \mathcal{E}_R). Since such images are convex, both \mathcal{E}_L and \mathcal{E}_R are surjective. ■

6.5 Equivariant theory

We show here how the results of the previous section extend to flat spacetime having a regular domain as universal covering, and to the further spacetimes of constant curvature obtained via canonical rescaling.

6.5.1 Maximal globally hyperbolic flat spacetimes

Corollary 6.5.1 *Let Y be a maximal globally hyperbolic flat spacetime such that \tilde{Y} is a regular domain. If T denotes the cosmological time and X is the gradient of T then the Wick rotation on $Y(> 1)$, directed by X , with rescaling functions*

$$\alpha = \frac{1}{T^2 - 1} \quad \beta = \frac{1}{(T^2 - 1)^2}$$

is a hyperbolic metric.

A projective structure of hyperbolic type is defined on $Y(1)$ by extending the developing map on $\tilde{Y}(\geq 1)$. The intrinsic metric on $Y(1)$ coincides with the Thurston metric associated to such a structure and $Y(> 1)$ equipped with the hyperbolic metric given by the Wick rotation coincides with the H -hull of the projective surface $Y(1)$.

The canonical stratification associated to the projective structure on $Y(1)$ coincides with the partition given by the fibers of the retraction on \tilde{Y} .

The measured lamination corresponding to \tilde{Y} (according to Theorem 6.2.2) coincides with the measured lamination associated to the projective structure on $Y(1)$ (according to [34]).

■

This is an immediate consequence of Subsection 6.4.1.

If S is an orientable surface with non-abelian fundamental group by [6] we know that if M is a maximal globally hyperbolic spacetime with a complete spacelike surface homeomorphic to S then the universal covering of M is isometric to a regular domain.

Theorem 6.5.2 *Consider the space $\mathcal{GH}(S)$ of couples (Γ, λ) where Γ is a discrete subgroup of $PSL(2, \mathbb{R})$ such that $\mathbb{H}^2/\Gamma = S$ and λ is a Γ -invariant lamination defined on some convex set of \mathbb{H}^2 up to the action of $PSL(2, \mathbb{R})$ given by*

$$g \cdot (\Gamma, \lambda) = (g\Gamma g^{-1}, g_*\lambda).$$

Then $\mathcal{GH}(S)$ parametrizes the set of (marked) maximal globally hyperbolic flat spacetimes with a complete spacelike Cauchy surface homeomorphic to S .

■

Corollary 6.5.3 *Let S denote an orientable surface such that $\pi_1(S)$ is not Abelian. Then the set of maximal globally hyperbolic flat spacetimes containing a complete Cauchy surface homeomorphic to S is non-empty and, up to isometries, bijectively corresponds to the set of projective structures on S .*

■

6.5.2 Maximal globally hyperbolic dS spacetimes

Recall the notion of “standard dS spacetime” given in Subsection 6.4.2.

Corollary 6.5.4 *Every standard dS spacetime of hyperbolic type contains a space-like Cauchy surface that is complete with respect to the induced Riemannian metric.*

The construction [44] of standard dS spacetimes holds for *every projective structure*. By following that work we get

Proposition 6.5.5 *If \mathcal{M} is a de Sitter maximal spacetime containing a complete Cauchy surface then it is a standard spacetime.*

If we fix a surface F with non-Abelian fundamental group we get

Corollary 6.5.6 *The rescaling given in Proposition 6.4.8 establishes a bijection between flat and de Sitter maximal hyperbolic spacetimes with a complete Cauchy surface homeomorphic to F .*

6.5.3 Maximal globally hyperbolic AdS spacetimes

The following is an immediate corollary of Proposition 6.4.12.

Proposition 6.5.7 *Let Y be a Anti de Sitter spacetime, and $F \subset Y$ be a spacelike Cauchy surface. Suppose the induced Riemannian metric on F is complete. Then the developing map $\tilde{Y} \rightarrow \mathbb{X}_{-1}$ is an embedding onto a convex subset of \mathbb{X}_{-1} and the holonomy consists of a pair of faithful and discrete representations of $\pi_1(F)$ into $PSL(2, \mathbb{R})$.*

The closure of \tilde{F} in $\overline{\mathbb{X}}_0$ is a closed disk and its boundary $\partial\tilde{F}$ is a nowhere timelike curve of $\partial\mathbb{X}_{-1}$.

If Y is the maximal globally hyperbolic Anti de Sitter spacetime containing F then \tilde{Y} coincides with the Cauchy development of \tilde{F} in \mathbb{X}_{-1} . The curve $\partial\tilde{F}$ determines \tilde{Y} , namely $p \in \tilde{Y}$ iff the dual plane $P(p)$ does not meet $\partial\tilde{F}$.

Conversely $\partial\tilde{F}$ is determined by \tilde{Y} , in fact $\partial\tilde{F}$ is the set of accumulation points of \tilde{Y} on $\partial\mathbb{X}_{-1}$. If F' is another complete spacelike Cauchy surface of Y then $\partial\tilde{F}' = \partial\tilde{F}$.

We say that an Anti de Sitter spacetime is *standard* if its universal covering is the Cauchy development of some nowhere timelike simple closed curve embedded in $\partial\mathbb{X}_{-1}$, i.e. it is a standard simply connected AdS spacetime.

Corollary 6.5.8 *If \mathcal{Y} is a maximal globally hyperbolic spacetime containing a complete spacelike Cauchy surface F then it is a standard spacetime.*

Proof : By Proposition 6.5.7 the developing map of \mathcal{Y} injectively sends \tilde{F} to a spacelike surface whose boundary in $\overline{\mathbb{X}}_{-1}$ is a no-where timelike curve C embedded in $\partial\mathbb{X}_{-1}$. It is not difficult to see that the image of the developing map is contained in $\mathcal{Y}(C)$ and the holonomy acts freely and properly on it so the quotient \mathcal{Y}' is

a standard spacetime containing F and the developing map gives rise to a local isometry

$$d : \mathcal{Y} \rightarrow \mathcal{Y}'$$

sending F to a Cauchy surface of \mathcal{Y}' . By the unicity of the maximal extension we get that d is an isometry. ■

If F is a surface with non-Abelian fundamental group the following corollary holds.

Corollary 6.5.9 *The rescaling given in Lemma 6.4.10 establishes a bijection between flat and anti de Sitter maximal hyperbolic spacetimes with a complete Cauchy surface F .*

Finally we prove that the holonomy of a standard Anti de Sitter spacetime is given by a pair of discrete representations in $PSL(2, \mathbb{R})$. This result was proved in [38] under the assumption that the Cauchy surface is compact. ■

Proposition 6.5.10 *Take a standard Anti de Sitter spacetime Y and let $d : \tilde{Y} \rightarrow \mathbb{X}_{-1}$ be the developing map and $h = (h_-, h_+) : \pi_1(Y) \rightarrow PSL(2, \mathbb{R}) \times PSL(2, \mathbb{R})$ be the holonomy. If \tilde{Y} is different from Π_{-1} , then h_- and h_+ are discrete representations.*

Proof : Y can be assumed maximal. Thus, there exists a measured geodesic lamination λ on a straight convex set H associated to \tilde{Y} . Moreover, by the assumption on \tilde{Y} we have $\dim H = 2$. Clearly there exists a representation

$$h_0 : \pi_1(Y) \rightarrow PSL(2, \mathbb{R})$$

such that (H, λ) is invariant under $h(\pi_1(Y))$. Moreover, since $H/h(\pi_1(Y)) \cong Y(\pi/2)$ we get that h_0 is faithful and discrete. By results of Section 6.4.4 we have

$$h_-(\gamma) \circ \mathcal{E}_-(x) = \mathcal{E}_- \circ h_0(\gamma)(x)$$

for every $x \in H$ and $\gamma \in \pi_1(Y)$ (\mathcal{E}_- denoting the right earthquake along λ). Since $\mathcal{E}_- : H \rightarrow \mathcal{E}_-(H)$ is a proper map and $\mathcal{E}_-(H)$ is an open set, we obtain that h_- is a faithful and discrete representation. A simal argument works for h_+ . ■

6.6 Open questions

In this final Section we state a few open questions addressing to further developments of the WR-rescaling theory.

Characterization of AdS $\mathcal{ML}(\mathbb{H}^2)$ -spacetimes. Give a characterization of AdS $\mathcal{ML}(\mathbb{H}^2)$ -spacetimes and of broken T -symmetry purely in terms of properties of the corresponding curves at infinity (see Section 4.6 of Chapter 4). Related to it, find further sensible characterizations of surface projective structures associated to $\mathcal{ML}(\mathbb{H}^2)$ -spacetimes.

On AdS canonical time. We know that the canonical time is C^1 on the past part of any AdS maximal globally hyperbolic spacetime. Study its lack of regularity on the future part.

Realizing representations as AdS holonomies. We have seen that the holonomy of every AdS maximal globally hyperbolic spacetime consists of an ordered pair of discrete representations in $PSL(2, \mathbb{R})$. Can every such a pair be realized as the holonomy of any AdS maximal globally hyperbolic spacetime?

Multi black holes. Study maximal AdS spacetimes containing multi black holes (see Remark 5.3.6).

Canonical versus CMC times. We know since [39] that flat maximal globally spacetimes with compact Cauchy surface admit a canonical constant mean curvature CMC time. In fact the existence of canonical CMC time holds in general for maximal globally spacetimes of constant curvature (see [3, 7]). We could study the behaviour of CMC time under WR-rescaling. Does there exist a WR-rescaling theory entirely based on the CMC time, instead of the canonical cosmological one?

Ends of arbitrary tame hyperbolic 3-manifolds. We have seen in Section 1.9 that WR-rescaling does apply in a clean way on the ends of geometrically finite hyperbolic 3-manifolds. It would be interesting to use this machinery to treat the asymptotic ending geometry of more general topologically tame ones; in particular to study limits of quasi-Fuchsian groups (like the ones occurring in the “double limit theorem” see [41]) in terms of the associated families of ending spacetimes of constant curvature.

Wick cut locus. We refer again to Section 1.9 of the first Chapter. Let Y be a geometrically finite hyperbolic 3-manifold. Consider the ending Wick rotations of Y towards (slabs of) AdS globally hyperbolic spacetimes. We would like to define a somewhat canonical subset $\mathcal{W}(Y)$ of Y (called its *Wick cut locus*), such that $\Omega(Y) = Y \setminus \mathcal{W}(Y)$ is a maximal open set which supports a C^1 and almost everywhere real analytic Wick rotation towards a spacetime of constant

curvature $\kappa = -1$, extending the ending ones. $\Omega(Y)$ should carry almost everywhere (via Frobenius theorem and an analytic continuation argument) a foliation by spacelike surfaces which extends the ending one by the level surfaces of the canonical times. It might happen or not that two ends of Y are connected by (the closure of) timelike curves orthogonal to the foliation. This induces a relation between ends. We know from Bers parametrization that Y is *overdetermined* by the family of its asymptotic projective structures. One would wonder that the above relation does reflect in some way the implicit relationship existing among those projective structures.

Including particles. Develop the WR-rescaling theory including “particles”, *i.e.* for orbifolds and cone manifolds.

Higher dimensional WR-rescaling theory. In [19] it is developed the theory of flat regular domains of arbitrary dimension. In particular, one has pointed out a notion of *measured geodesic stratification* that generalizes the one of measured geodesic laminations of the $(2 + 1)$ case. The subclass of so called *simplicial stratifications* is particularly simple to dealing with, and allows a very clean generalization of the results of Sections 4.1 - 4.3 of Chapter 4. One would wonder that, at least for this subclass, also the WR-rescaling theory does extend to higher dimensions. Unfortunately, there is not such a straightforward generalization. Let us consider for simplicity the $(3 + 1)$ case. Let $\mathcal{U} = \mathcal{U}_\lambda$ be a regular domain in \mathbb{M}^4 corresponding to a simplicial measured geodesic stratification λ . The initial singularity $\Sigma_{\mathcal{U}}$ of \mathcal{U} is 2-dimensional and it is also stratified by strata of dimension ≥ 1 . Let Z be the union of 2-dimensional strata. Then the usual WR-rescaling formulas hold verbatim on $\mathcal{U} \setminus r^{-1}(Z)$. However, they do not extend to the whole of \mathcal{U} . In fact, consider for instance the Wick rotation. We easily realize that the portion of the level surface $\mathcal{U}(1)$ over a 2-stratum of Z has a flat spacelike geometry. On the other hand, there is a natural candidate corresponding portion on a level surface of the distance function from the hyperbolic boundary of the hyperbolic 4-manifolds M_λ (which is still globally defined). It happens that this portion has spherical spacelike geometry. So such a (conformal) global Wick rotation, with universal rescaling functions only depending on the values of the canonical time, cannot exist. So building a reasonably canonical WR-rescaling theory in higher dimension is an interesting open question.

Bibliography

- [1] W. Abikoff, *The real analytic theory of Teichmüller space*; Springer LNM 820 (1980);
- [2] L. Andersson, G.J. Galloway and R. Howards, *The cosmological time function*, Class. Quantum Grav. **15** (1998) 309-322;
- [3] L. Andersson, V. Moncrief, A.J. Tromba, *On the global evolution problem in $2+1$ gravity*, J. Geom. Phys. **23** (1997), no. 3-4, 191-205;
- [4] B. Apanasov, *The geometry of Nielsen's hull for a Kleinian group in space of quasi-conformal mappings*, Ann.Glob.Anal.Geom. **6** (1998) 207-230;
- [5] M.F. Atiyah, *Topological quantum field theories*, Publ. Math. IHES **68** (1988), 175-186;
- [6] T. Barbot, *Globally hyperbolic flat spacetimes*, Journ. Geom. Phys. **53** (2005), 123-165;
- [7] T. Barbot, G. Zeghib, F. Beguin *Constant mean curvature foliations of globally hyperbolic spacetimes locally modelled on AdS_3* ; arXiv math.MG/0412111;
- [8] (1) S. Baseilhac, R. Benedetti, *Quantum hyperbolic invariants of 3-manifolds with $PSL(2, \mathbb{C})$ -characters*, Topology, **43** Issue 6, (2004), 1373-1423;
 - (2) *Classical and Quantum Dilogarithmic Invariants of 3-Manifolds with Flat $PSL(2, \mathbb{C})$ -bundles*, Geometry and Topology, **9**, 2005;
 - (3) *3D Quantum Hyperbolic Field Theory*, arXiv math.GT/0409282;
- [9] J.T. Beem, P.E. Ehrlich, K.L. Easley, *Global Lorentzian Geometry*, 2nd edn., Pure and Applied Mathematics, Vol. 202. Dekker ;
- [10] M. Banados, M. Henneaux, C. Teitelboim, J. Zanelli, *Geometry of the 2+1 black hole*, Physical Review D, **48**, (1993);
- [11] R. Benedetti, *About a Quantum Field Theory for 3D Gravity*, Milan Journal of Mathematics (MJM), **72** (2004), 189-208; (2004);

- [12] R. Benedetti and F. Bonsante *Wick rotations in 3D gravity: $\mathcal{ML}(\mathbb{H}^2)$ -spacetimes*, arXiv:math.DG/0412470.
- [13] (1) R. Benedetti and E. Guadagnini, *Cosmological time in (2+1)-gravity*, Nuclear Phys. B **613** (2001), 330-352;
 - (2) *Geometric cone surfaces and (2+1)-gravity coupled to particles*, Nuclear Phys. B **588** (2000), no. 1-2, 436-450;
 - (3) *Classical Teichmüller theory and (2+1) gravity*, Physics Letters B **441** (1998) 60-68;
- [14] R. Benedetti and C. Petronio, *Lectures on Hyperbolic Geometry*, Springer (1992);
- [15] (1) R. Benedetti and C. Petronio, *Branched standard spines of 3-manifolds*, Lecture Notes in Math. n. 1653, Springer (1997);
 - (2) *Combed 3-manifolds with concave boundary, framed links, and pseudo-Legendrian links*, Journal of Knot Theory and its Ramifications, **10**, No. 1 (2001) 1-35;
 - (3) *Branched spines and contact structures on 3-manifolds*, Annali di Matematica pura e applicata, Serie IV - Tomo CLXXVIII (2000) 81-102;
 - (4) *Reidemeister-Turaev torsion of 3-dimensional Euler structures with simple boundary tangency and pseudo-Legendrian knots*, manuscripta math. **106**, (2001) 13-61;
- [16] F. Bonahon, *Geodesic laminations on surfaces*, Laminations and foliations in dynamics, geometry and topology (Stony Brook, NY, 1998), 1-37, Contemp. Math., **269**, Amer. Math. Soc., Providence, RI, 2001;
- [17] F. Bonahon and J-P. Otal, *Laminations mesurées de plissage des variétés hyperboliques de dimension 3*, preprint 2001;
- [18] F. Bonsante, *PhD Thesis*, Scuola Normale Superiore, Pisa (2005);
- [19] F. Bonsante, *Flat Spacetimes with Compact Hyperbolic Cauchy Surfaces*, Journ. Diff. Geom. **69**, (2005), 441-521;
- [20] F. Bonsante, *Linear structures on measured geodesic laminations*, arXiv math.DG/0505180;
- [21] F. Bonsante, *Measured laminations on straight convex sets and regular domains in Minkowski 3-space*, in preparation;
- [22] S. Carlip, *The (2 + 1)-dimensional black hole*, Classical Quantum Gravity **12** (1995), no. 12, 2853-2879;

- [23] S. Carlip, *Quantum gravity in 2 + 1 dimensions*, Cambridge Monographs on Mathematical Physics. Cambridge University Press, Cambridge, 1998;
- [24] Y. Choquet-Bruhat, R. Geroch. *Global aspects of the Cauchy problem in general relativity*, Comm. Math. Phys., **14** (1969), 329-335;
- [25] N. Dunfield, *Cyclic surgery, degree of maps of character curves, and volume rigidity for hyperbolic manifolds*, Inventiones Mathematicae **136** (1999), 623-657;
- [26] D.B.A. Epstein and A. Marden, *Convex hulls in hyperbolic space, a theorem of Sullivan and measured pleated surfaces*, London Math. Soc. Lecture Note Ser., Cambridge University Press 111 (1987), 113-253;
- [27] L. Freidel, K. Krasnov, *Spin foam models and the classical action principle*, Adv. Theor. Math. Phys. **2** (1998), no. 6, 1183-1247;
- [28] G.W. Gibbons, J.B. Hartle, *Real tunneling geometries and the large-scale topology of the universe*, Phys. Rev. D (3) **42** (1990), no. 8, 2458-2468;
- [29] G.W. Gibbons, *Real tunnelling geometries*, Topology of the Universe Conference (Cleveland, OH, 1997). Classical Quantum Gravity **15** (1998), no. 9, 2605-2612;
- [30] (1) W.M. Goldman, *Projective structures with Fuchsian holonomy*, J. Differential Geom. **25** (1987) 297-326; 136, (1999), 623-657
 - (2) *The Margulis invariant of isometric actions of Minkowsky (2+1)-space* in "Rigidity in Dynamics and geometry (Cambridge 2000)" 187-201, Springer 2002;
- [31] S. Hawking, G. Ellis, *The large scale structure of space-time*, Cambridge University Press 1978;
- [32] M. Kapovich, *Hyperbolic manifolds and discrete groups*, Progress in Mathematics 183, Birkhäuser (2001);
- [33] S.P. Kerckhoff, *The asymptotic geometry of Teichmüller space*, Topology, **19**, N. 1 (1980);
- [34] R.S. Kulkarni, U. Pinkall, *A canonical metric for Möbius structures and its applications*, Math. Z. **216** (1994) n. 1, 89-129;
- [35] G.A. Margulis, *Complete affine locally flat manifolds with free fundamental group*, J. Soviet Math **134** (1987) 129-134;

- [36] H-J. Matschull, *The phase space structure of multi-particle models in $2 + 1$ gravity*, Classical Quantum Gravity **18** (2001), no. 17, 3497–3560;
- [37] C. Mc Mullen, *Complex earthquakes and Teichmüller theory*, J. Amer. Math. Soc. **11** (1998) 283–320;
- [38] G. Mess, *Lorentz Spacetimes of Constant Curvature*, Preprint IHES/M/90/28, Avril 1990;
- [39] V. Moncrief, *Reduction of the Einstein equations in $2 + 1$ dimensions to a Hamiltonian system over Teichmüller space*, J. Math. Phys. **30** (1989), no. 12, 2907–2914;
- [40] W. Neumann, *Extended Bloch group and Cheeger-Chern-Simons class*, Geometry and Topology, **4** (2004), 413–474;
- [41] J-P. Otal, *The hyperbolization theorem for fibered 3-manifolds*, SMF/AMS Texts and Monographs, 7. American Mathematical Society, Providence, RI; Société Mathématique de France, Paris, 2001;
- [42] T. Ohtsuki (Editor), *Problems on invariants of knots and 3-manifolds*, in “Invariants of knots and 3-manifolds” (Kyoto 2001), Geometry and Topology Monographs, **4** (2002), Paper no. 24, pages 377–572.
- [43] R.C. Penner with J.L. Harer, *Combinatorics of Train Tracks*, Princeton University Press, 1992;
- [44] Scannel, *Flat conformal structures and classification of de Sitter manifolds*, Comm.Anal.Geom. **7** (1999) 283–320;
- [45] H. Masur, J. Smillie *Quadratic differentials with prescribed singularities and pseudo-Anosov diffeomorphisms*, Comment. Math. Helv. **68** (1993), no. 2, 289–307;
- [46] (1) G. 't Hooft, *Causality in $(2 + 1)$ -dimensional gravity*, Classical Quantum Gravity **9** (1992), no. 5, 1335–1348;
 - (2) G. 't Hooft, *Nonperturbative 2 particle scattering amplitudes in $2 + 1$ -dimensional quantum gravity*, Comm. Math. Phys. **117** (1988), no. 4, 685–700;
 - (3) S. Deser, R. Jackiw, G. 't Hooft, *Three-dimensional Einstein gravity: dynamics of flat space*, Ann. Physics **152** (1984), no. 1, 220–235;
- [47] J.G. Ratcliffe, *Foundations of hyperbolic manifolds*, Graduate Text in Math., Springer (1994);

- [48] W.P. Thurston, *Geometry and topology of 3-manifolds*, Electronic Version 1.0 October 1997 <http://www.msri.org/gt3m/>;
- [49] W.P. Thurston, *Earthquakes in two-dimensional hyperbolic geometry*, in *Analytical and Geometric Aspects of Hyperbolic Space*, D.B.A. Epstein ed. London Math. Soc. Lectures Notes 111, Cambridge University Press, London 1987;
- [50] V. Turaev, *Quantum invariants of 3-manifolds*, Studies in Mathematics 18, De Gruyter, Berlin (1994);
- [51] V. Turaev, O. Viro *State sum invariants of 3-manifolds and 6j-symbols*, Topology **31** (1992) 865-904;
- [52] (1) E. Witten, *2+1-dimensional gravity as an exactly soluble system*, Nuclear Phys. B **311** (1988/89), no. 1, 46-78;
- (2) *Topology-changing amplitudes in (2 + 1)-dimensional gravity*, Nuclear Phys. B **323** (1989), no. 1, 113-140.