

A new property of the Alexander polynomial

Thomas Fiedler

First version : March, 8, 2006

Abstract

Alexander introduced his link invariant by a state model in 1928. We consider a slightly different state model for links in the solid torus (e.g. knots in the complement of their meridian). The result is a link invariant which coincides with a one variable specialisation of a 2-variable Alexander polynomial up to some normalisation. This normalisation is completely determined by the writhe and the Whitney index of the link diagram. As an application we show that there are knot diagrams of positive knots but which can not be transformed into any positive knot diagram without using those Reidemeister moves of Type I which simultaneously decrease the Whitney index and increase the writhe . ¹

1 Introduction and main result

We work in the smooth category. All manifolds are oriented .

Let us fix a coordinate system (x, y, z) in \mathbb{R}^3 and let $pr : (x, y, z) \rightarrow (x, y)$ be the standard projection. Let $S^3 = \mathbb{R}^3 \cup \infty$ and let $S^2 = (x, y) - plane \cup \infty$. Let $L \hookrightarrow \mathbb{R}^3$ be an oriented link. We represent links as usual by diagrams D with respect to pr (see e.g. [2]). Let $A = z - axes \cup \infty$. A is a *meridian* of D if there is a half-plane bounded by the z -axes which intersects D in exactly one point. Let D and D' represent the same knot in S^3 and such that A is a meridian for both of them. Then, as well known, D and D' represent the same knot in the solid torus $\mathbb{R}^3 \setminus z - axes$. For links we have to replace isotopy by isotopy which preserves distinguished components (for which we have chosen the meridians).

¹1991 *Mathematics Subject Classification*, Primary 57M25

More generally, in this paper we will study oriented links in the solid torus $\mathbb{R}^3 \setminus z - axes$.

Alexander has introduced his famous invariant by the following state model (see [1] and also [3]). Let D be an oriented and connected diagram of a link in \mathbb{R}^3 . There are exactly two more regions in $\mathbb{R}^2 \setminus pr(D)$ than crossings of D . We mark two adjacent regions by stars (i.e. their boundaries in \mathbb{R}^2 have a common edge in the 4-valent graph $pr(D)$). A state S assigns now to each crossing of $pr(D)$ a dot in exactly one of the four local quadrants in $\mathbb{R}^2 \setminus pr(D)$ and such that in each region of $\mathbb{R}^2 \setminus pr(D)$, besides the regions marked by the stars, there is exactly one dot. To each quadrant we associate a monomial as shown in Figure 1.



Figure 1:

To each state S we associate now the product of the monomials corresponding to the dots. The *Alexander polynomial* $\Delta_L(t) \in \mathbb{Z}[t, t^{-1}]$ is then the sum of all products of monomials over all possible states S . Here, L denotes the link represented by D .

Alexander shows that $\Delta_L(t)$ is an isotopy invariant of L and that it does not depend on the choice of the adjacent regions with a star.

The present paper is based on the following simple observation : let D be a diagram in the solid torus $\mathbb{R}^3 \setminus z - axes$ and such that the corresponding link K is not contained in a 3-ball in the solid torus. Then there are two *canonical regions* in $S^2 \setminus pr(D)$, namely that which contains ∞ and that which contains the origin $(0, 0)$. We mark the canonical regions by the stars. Notice, that our star-regions are adjacent if and only if A is a meridian of the diagram D . We repeat now word for word the construction of Alexander, but instead of the monomials in Figure 1 we use the monomials defined in Figure 2.

The letters s and t in Figure 2 are independant variables.

The resulting polynomial $\Delta_D(s, t)$ turns out to be an invariant of *regular isotopy*, i.e. isotopy of diagrams together with Reidemeister moves of type II and III (compare e.g. [2]).



Figure 2:

When A is a meridian of D then, evidently $\Delta_D(-t^{-1}, t) = \Delta_L(t)$. Moreover, it follows from Kauffman's "clock-wise theorem" (see [3]) that $\Delta_D(s, t)$ is always a homogenous polynomial. Consequently, $\Delta_D(s, t)$ contains at least in this case the same information as $\Delta_K(t)$ with respect to regular isotopy.

A Reidemeister move of type I adds or deletes a crossing. The crossing on the left hand side of Figure 1 is called *positive* and that on the right hand side is called *negative*. The algebraic number of crossings $w(D)$ of a diagram is called its *writhe*. The *Whitney index* $n(D)$ of a diagram is the degree of the Gauss map of $pr(D)$. A counter-clockwise oriented embedded circle in the plane has Whitney index $+1$.

It turns out that $\Delta_D(s, t)$ is always a homogenous polynomial. It is completely determined by an Alexander polynomial and $w(D) - n(D)$.

A Reidemeister move of type I changes the writhe as well as the Whitney index by $+1$ or -1 . Consequently, there are exactly eight types of Reidemeister moves of type I for oriented diagrams in the plane. We call the two moves shown in Figure 3 the *positive-negative R I moves*. A positive-negative R I move increases the writhe by 1 and decreases the Whitney index by 1.

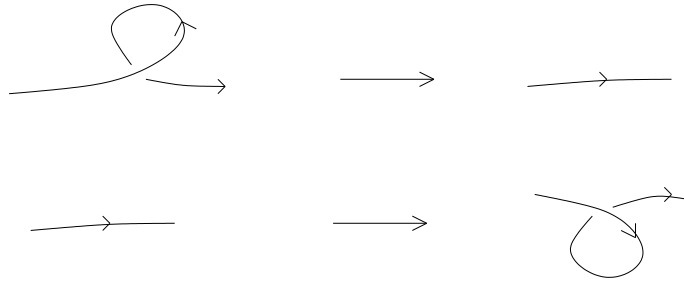


Figure 3:

Let $\deg \Delta_D(s, t)$ be the degree of the Laurent polynomial $\Delta_D(s, t)$.

As usual, a knot is called *positive* if it can be represented by a diagram which has only positive crossings. Let $E[.]$ denote the integer part.

The following theorem is our main result.

Theorem 1 *Let D be the oriented diagram of a link L in the solid torus $\mathbb{R}^3 \setminus z$ -axes which is not contained in a 3-ball and which has Alexander polynomial not identical 0 . If $\deg \Delta_D(s, t) < 0$ then any isotopy from D to any positive diagram of L contains at least $E[-\frac{1}{2} \deg \Delta_D(s, t)]$ positive-negative R I moves.*

We give simple examples of diagrams of positive knots in $\mathbb{R}^3 \setminus z$ -axes but which can not be transformed into any positive diagram without a positive-negative R I move.

2 Proofs

Lemma 1 $\Delta_D(s, t)$ is invariant under Reidemeister moves of type II .

Proof . We show an example of a Reidemeister II move in Figure 4. One easily sees that the two contributions from the states in Figure 5 cancel out, as well as those in Figure 6. The two states in Figure 7 give just the same contribution as the corresponding states before the Reidemeister II move. Notice that all this is still true if there are stars in the figures, because there can not be a star in the newly created bounded region.

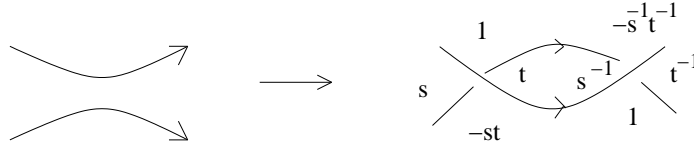


Figure 4:



Figure 5:

The other Reidemeister II moves are completely analogous and are left to the reader.



Figure 6:

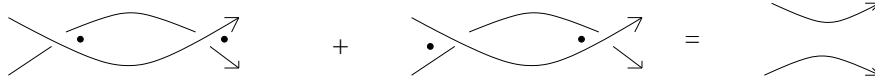


Figure 7:

Lemma 2 *Let Inv be any expression associated to an oriented link diagram . If Inv is invariant under all types of Reidemeister II moves and if Inv is invariant under just one type of Reidemeister III moves, then Inv is invariant under all other types of Reidemeister III moves*

Proof. There are exactly eight local types of Reidemeister III moves for oriented links. However, they are not independent. We can replace a type of a Reidemeister III move by some other type together with Reidemeister II moves. Figure 8 shows an example.

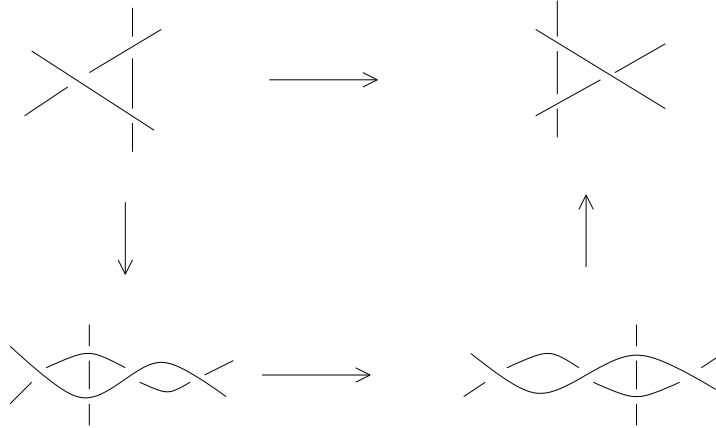


Figure 8:

We construct now a graph G in the following way: the vertices correspond to the types of Reidemeister III moves. Two vertices are connected by an edge if and only if the two types can replace each other. We show the trivalent Graph G in Figure 9, where we replace the vertices by the corresponding types of Reidemeister III moves.

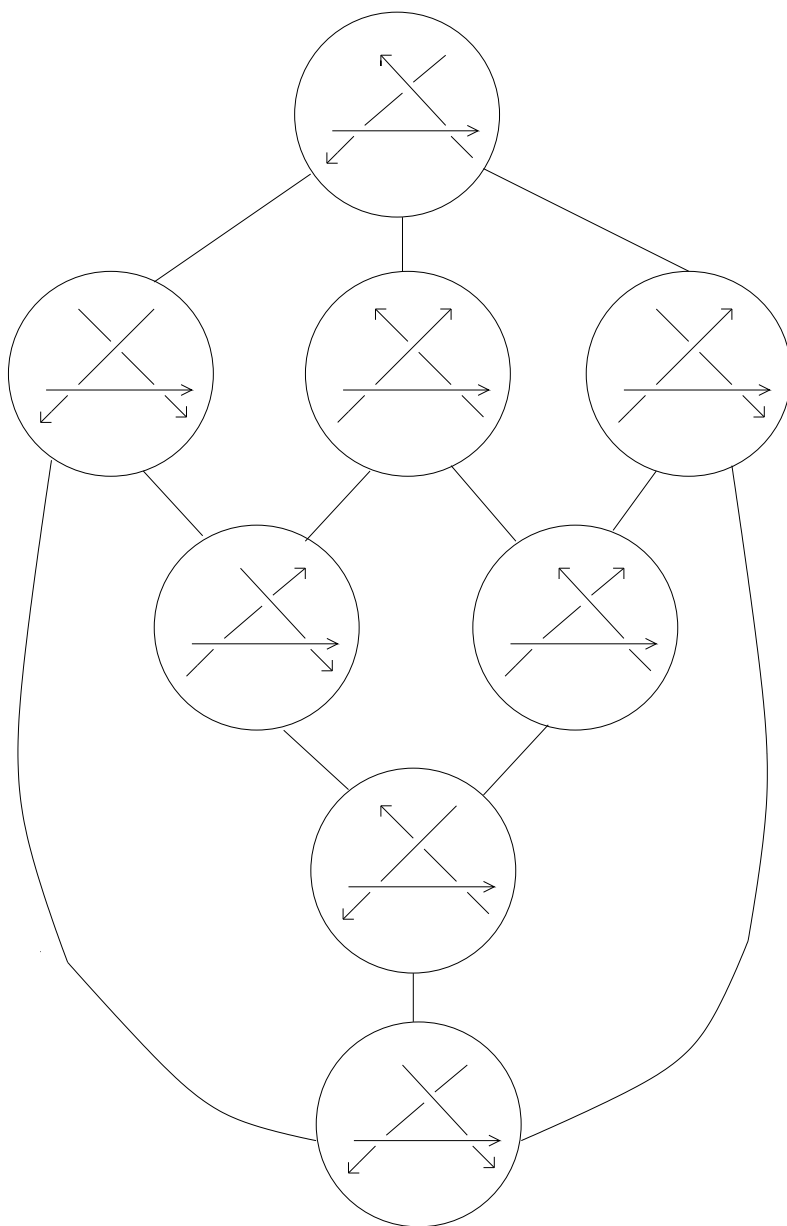


Figure 9:

The lemma follows now from the fact that the graph G is connected.

Lemma 3 $\Delta_D(s, t)$ is invariant under the positive Reidemeister III move, i.e. all three crossings which are involved in the move are positive.

Proof. We have just to check that the contributions on the left hand side are equal to the contributions on the right hand side in Figures 10 up to 24. We draw only the planar image of the projection because all crossings are positive. The rest of the states are identical in each figure. For the reader's convenience we give the result of this check below:

Fig.10 : $-st^2 - s^2t = -st^2 - s^2t$, Fig.11 : $t^2s - st^2 = s^2t - s^2t$,
 Fig.12 : $-s^2t + s^2t = t^2s - t^2s$, Fig.13 : $ts = ts - st + st$, Fig.14 :
 $-st^3 = -s^2t^2 + s^2t^2 - st^3$, Fig.15 : $-ts^3 = s^2t^2 - s^2t^2 - ts^3$, Fig.16 : $s = s$,
 Fig.17 : $s^3 = s^3$, Fig.18 : $t^3 = t^3$, Fig.19 : $t = t$, Fig.20 : $s^2t^3 = s^2t^3$, Fig.21 :
 $t^2s^3 = t^2s^3$, Fig.22 : $s^2t^2 - s^2t^2 - s^2t^2 = -s^2t^2$, Fig.23 : $st + t^2 - st = t^2$,
 Fig.24 : $st + st - st = st$.

Again, stars in the figures would not change the above identities, because there can never be stars in the triangles.

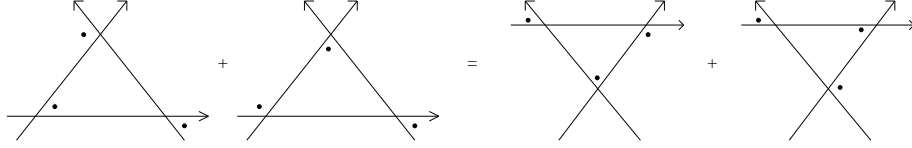


Figure 10:

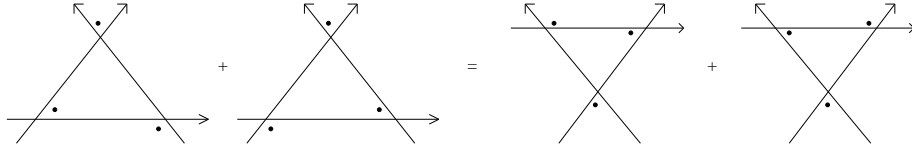


Figure 11:

Theorem 2 (i) $\Delta_D(s, t)$ is a Laurent polynomial which is invariant under regular isotopy of D such that D stays connected.

(ii) It verifies the Skein relation

$$\Delta_{D_+}(s, t) + st\Delta_{D_-}(s, t) = (s + t)\Delta_{D_0}(s, t)$$

(compare Figure 25) provided that D_0 is also connected .

(iii) $\Delta_D(-t^{-1}, t)$ is obtained from the 2-variable Alexander polynomial of the link $D \cup A \hookrightarrow S^3$ by setting the variable corresponding to A to 1.

(iv) The total degree of $\Delta_D(s, t)$ is determined by the degree of $\Delta_D(-t^{-1}, t)$ and $w(D) - n(D)$.

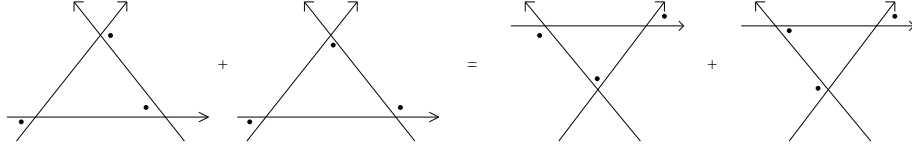


Figure 12:

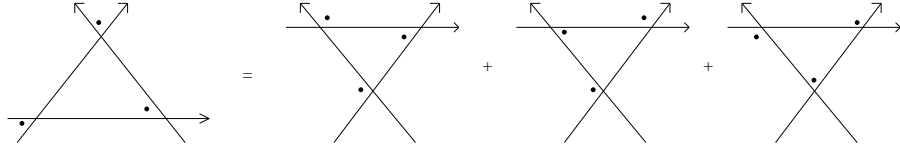


Figure 13:

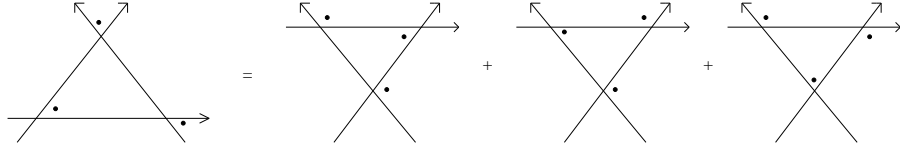


Figure 14:

Proof. (i) It follows directly from the Lemmata 1 ,2 and 3 that $\Delta_D(s, t)$ is an invariant of regular isotopy of D . Notice, that in difference with the usual definition of the Alexander polynomial, we do not need to show the invariance under the choice of the adjacent star regions, because we have chosen them in a canonical way (and they even do not need to be adjacent).

(ii) Let p be a fixed positive crossing of D . Then corresponding to the dot of a state at p our invariant decomposes:

$$\Delta_{D_+}(s, t) = tS_1 + S_2 + sS_3 - stS_4$$

After changing the crossing at p we obtain:

$$\Delta_{D_-}(s, t) = t^{-1}S_1 - s^{-1}t^{-1}S_2 + s^{-1}S_3 + S_4$$

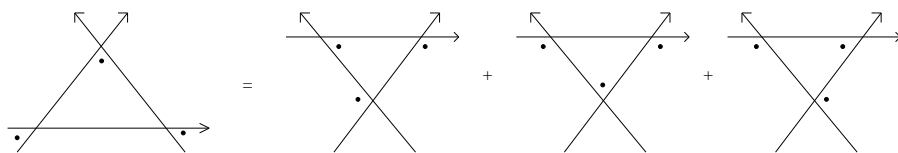


Figure 15:

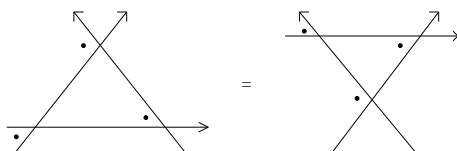


Figure 16:

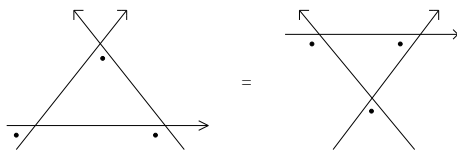


Figure 17:

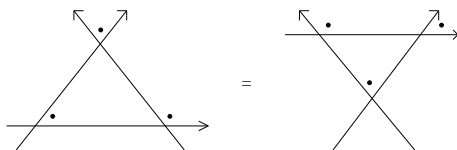


Figure 18:

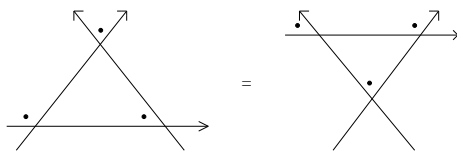


Figure 19:

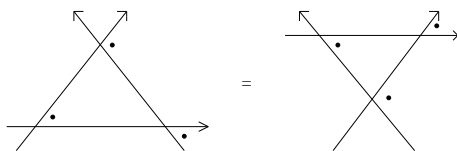


Figure 20:

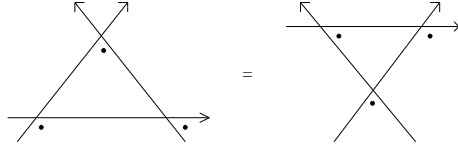


Figure 21:

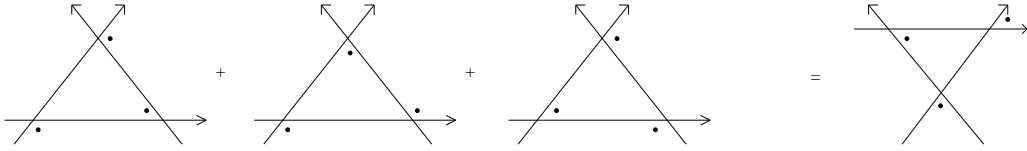


Figure 22:

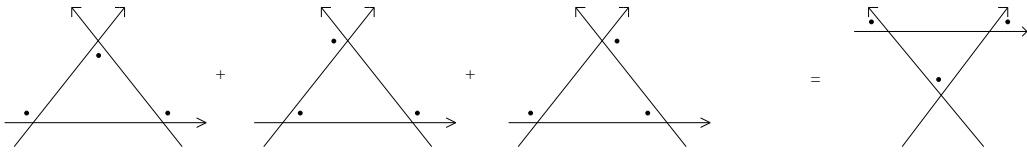


Figure 23:

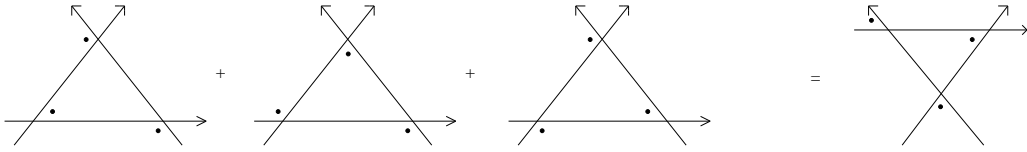


Figure 24:

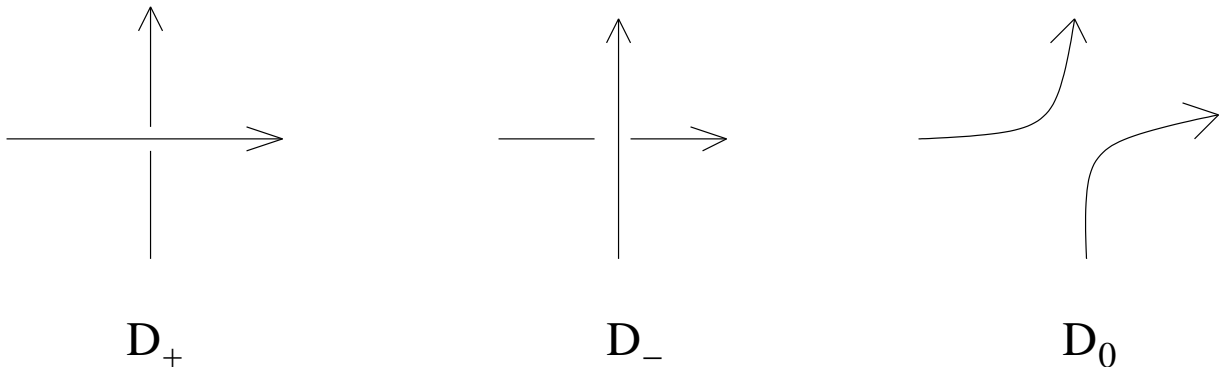


Figure 25:

After smoothing the crossing p we obtain:

$$\Delta_{D_0}(s, t) = S_1 + S_3$$

The desired Skein relation follows now immediately.

(iii) This follows directly from the Skein relation (see e.g.[4]).

(iv) Four Reidemeister I moves are shown in Figure 26. The remaining four moves are their inverses. Each such move multiplies $\Delta(s, t)$ by some factor. A case by case consideration shows that the degree of $\Delta_D(s, t)$ is determined by the degree of $\Delta(-t^{-1}, t)$ and $w(D) - n(D)$.

The theorem is proven.

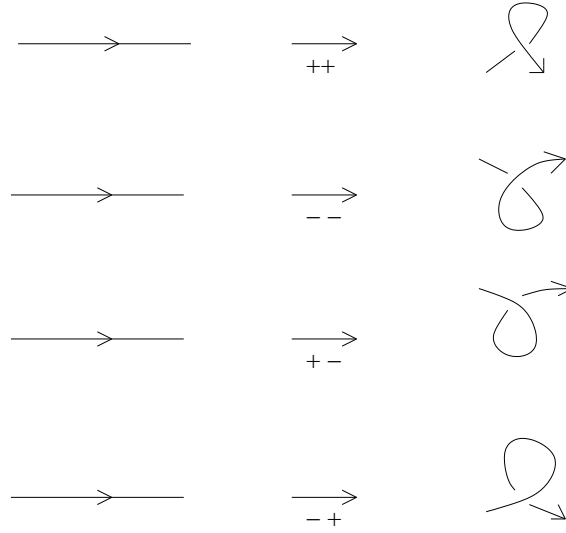


Figure 26:

Lemma 4 *The moves ++ and -- do not change $\Delta_D(s, t)$. The move +- and the inverse of the move -+ multiply $\Delta_D(s, t)$ by -st.*

Proof. For each state S we have to add a dot in the small disk which was created. The lemma is now an immediate consequence.

Definition 1 *A balanced isotopy of an oriented link is a regular isotopy together with possibly only ++ or -- Reidemeister I moves.*

Theorem 2 together with Lemma 4 imply that $\Delta_D(s, t)$ is an invariant of balanced isotopy.

Let D now be a diagram with all crossings positive. Then each dot in each state contributes a factor from $\{1, s, t, -st\}$. Consequently, $\Delta_D(s, t)$ is a polynomial.

The only possibility to increase the degree of $\Delta_D(s, t)$ is a positive-negative $R I$ move. Each such move increases the degree by 2 if $\Delta_D(s, t)$ is not identical 0. Theorem 1 follows now directly from Theorem 2 and Lemma 4.

Example 1 Let D be the oriented knot diagram shown in Figure 27. A is a meridian and D represents the right trefoil. One easily calculates $\Delta_D(s, t) = s^{-2} + t^{-1}s^{-1} + t^{-2}$. Theorem 1 implies that one needs at least one positive-negative $R I$ move in order to make D to a positive diagram (i.e. D is not balanced isotopic to any positive diagram).

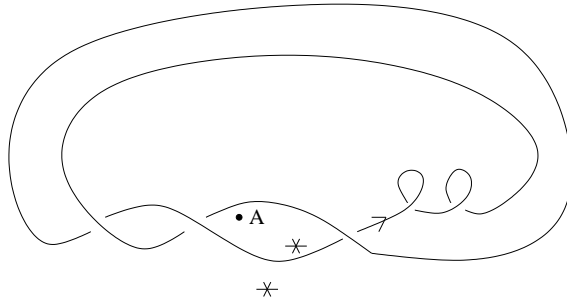


Figure 27:

Example 2 D is the same diagram as in the previous example but A is no longer a meridian (see Figure 28). One easily calculates $\Delta_D(s, t) = st^{-2} + ts^{-2}$. Theorem 1 implies that one needs again at least one positive-negative $R I$ move in order to transform D into a positive diagram.

Evidently, two positive-negative $R I$ moves are sufficient to transform D into a positive diagram. We do not know whether this can be done with only one positive-negative $R I$ move.

References

- [1] Alexander J.W: Topological invariants of knots and links, Trans. Amer. Math. Soc. 30, (1928), 275-306 .

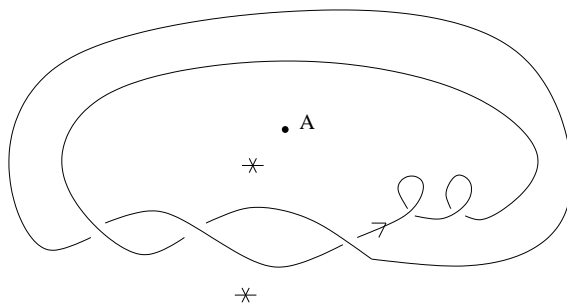


Figure 28:

- [2] Burde G, Zieschang H: Knots, de Gruyter Studies in Mathematics 5, de Gruyter (1985).
- [3] Kauffman L: Formal knot theory, Math. Notes 30, Princeton, N. J, Princeton University Press (1983).
- [4] Morton H.R: Infinitely many fibred knots having the same Alexander polynomial, Topology 17(1978), 101-104.

*Université Toulouse III,
Laboratoire Emile Picard
31062, Toulouse Cedex 04
fiedler@picard.ups-tlse.fr*