

Spin-triplet n -state dominance in the $pp \rightarrow pn +$ reaction at 492 MeV

V. A. Abaev^a, M. Buscher^{b,1}, S. Dymov^{b,2}, M. Hartmann^b,
A. Kacharava^{c,1}, V. I. Komarov^c, V. Koptev^a, V. Kurbatov^c,
S. Mikirtychiants^a, M. Nekipelov^{b,2}, A. Petrus^{b,2},
R. Schleicher^b, H. Stroher^b, Yu N. Uzikov^{c,2}, C. Wilkin^e,
S. Yaschenko^c

^aHigh Energy Physics Department, Petersburg Nuclear Physics Institute, 188350
Gatchina, Russia

^bInstitut für Kernphysik, Forschungszentrum Jülich, D-52425 Jülich

^cLaboratory of Nuclear Problems, Joint Institute for Nuclear Research, Dubna,
141980 Dubna, Moscow Region, Russia

^dHigh Energy Physics Institute, Tbilisi State University, University St. 9, 380086
Tbilisi, Georgia

^ePhysics Department, UCL, Gower Street, London WC1 6BT, England

Abstract

The cross section for the $pp \rightarrow pn +$ reaction has been measured at 492 MeV by using the large acceptance ANKE magnetic spectrometer placed at an internal target position of the storage ring COSY-Jülich. The produced proton and pion were detected in coincidence in a region close to the forward direction such that the excitation energy in the np system was below 3 MeV. This is the region of the np n -state-interaction peak which could be measured with a resolution of a fraction of an MeV. The shape of the peak allows one to conclude that the fraction of n -state spin-singlet np pairs is below about 10%. By using the results of scattering theory, this limit is confirmed through a comparison with the cross section for $pp \rightarrow d +$. The smallness of the singlet contribution is consistent with trends seen in lower energy data.

Key words: pion production, n -state interactions

PACS: 13.75Cs, 25.40Qa

¹ Corresponding author. E-mail address: m.buescher@fz-juelich.de

² Supported by BM BF, Germany (W T Z grant KA Z 99/001)

The two-body $pp \rightarrow d^+ \pi^-$ reaction has long been used as a test bed for both experimental measurements and theoretical models of intermediate energy pion production [1]. Unfortunately, there is no corresponding bound state in the spin-0 np system to enable a similar study for the other isospin channel. On the other hand, the nearby virtual 1S_0 state induces strong S-wave final-state-interaction (fsi) peaks in nuclear reactions leading to both spin-singlet and triplet np channels. To simulate a two-body reaction, the np system should be confined within a few MeV of excitation energy, E_{np} . Furthermore the singlet and triplet contributions should be separated, which is possible with good resolution because the singlet fsi peak has a width of a fraction of an MeV as compared to the 2-3 MeV of the triplet.

Inclusive $pp \rightarrow d^+ X$ reactions at intermediate energies show an np enhancement at the edge of phase space, but the energy resolution achieved and the contamination from the much stronger $pp \rightarrow d^+ \pi^-$ channel makes it very difficult to study the fsi region at low E_{np} [2]. The data nevertheless suggest that the triplet fsi provides the major signal [3]. To avoid the feed-through from the d^+ final state, it is useful to measure the proton and pion of the pn^+ channel in coincidence and this can also lead to better determination of E_{np} . Such an experiment was carried out at LAMPF at 800 MeV [4]. Although fsi peaks were observed, the number of points in the very low E_{np} region was limited, as was the resolution, and so it was not possible to separate a narrow singlet fsi peak from a broader triplet one. Nevertheless their model-dependent analysis suggested that the singlet fsi represented about 20-30% of the total strength, depending upon the angles detected. We report here on the results of an exclusive $pp \rightarrow pn^+$ measurement at $T_p = 492$ MeV, where both the proton and pion were detected close to the forward direction. The resolution of a fraction of an MeV in E_{np} allows us to separate contributions from the singlet and triplet fsi peaks and our results suggest that the singlet fraction is below 10%. This upper bound is confirmed by comparing the magnitude of our cross section with that for $pp \rightarrow d^+ \pi^-$ using general scattering theory results [5].

The experiment was carried out at the ANKE spectrometer placed inside the storage ring of the proton synchrotron COSY-Jülich. The main ANKE components are shown in Fig. 1, but see Ref. [6] for a detailed description. Foil targets made of CH_2 (polyethylene) were used in the experiment and the background from carbon was measured using a polycrystalline diamond target. The spectrometer dipole D2 separates positively charged ejectiles from the circulating COSY beam and allows one to determine their momenta at the target over a wide momentum range. The horizontal angular acceptance of $|\theta_H| \approx 12^\circ$ is mainly fixed by the allowed start-stop combinations of the on-line TOF-trigger system. The vertical angular acceptance is in the range $|\theta_V| \approx 7^\circ$ (3.5°) for the lowest (highest) detectable ejectile momenta.

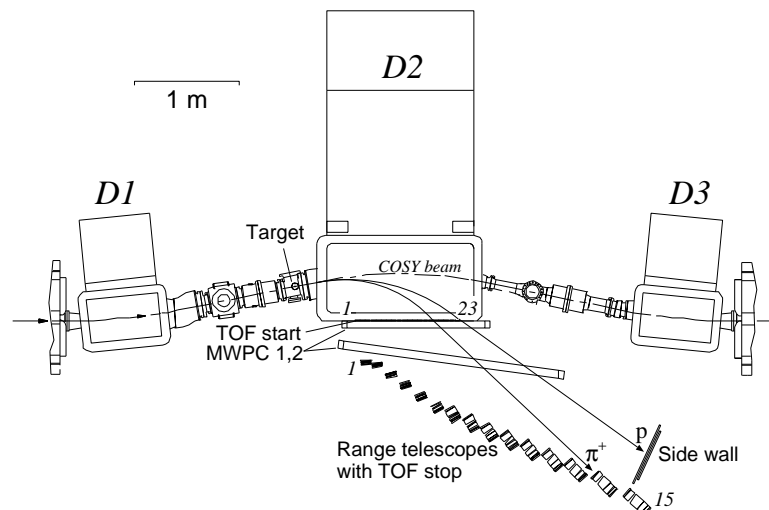


Fig. 1. Top view of the ANKE spectrometer and the detectors used for the FSI studies.

The detection system [7] comprises two multi-wire proportional chambers (MWPC 1, 2 in Fig. 1) for track and momentum reconstruction, 23 scintillation counters close to the vacuum window of D2 for time-of-flight start measurements and 15 range telescopes located along the focal surface of D2. The side wall counters allow larger ejectile momenta to be measured. The identification of pions and protons is achieved via TOF, energy loss and range measurements. Background originating from the pole shoes of D2 is suppressed with the help of the track information from the MWPC's. The field strength of $B = 0.861$ T in D2 was chosen so that the pions used in the analysis

were detected and identified in telescope # 14 and the protons in the side-wall counters.

The spectrum of missing-mass-squared for the $p(p;p^+)X$ reaction on a CH_2 target, shown in Fig. 2 for the full ANKE angular acceptance, displays a prominent neutron peak, with a standard deviation of $(m_x^2) = 0.0034 m_n^2$, which is not present for the C target. The integrated luminosities for the two targets are different but, when the relative CH_2/C normalisation is evaluated from the spectra at high missing masses, it is found that the neutron peak sits on a carbon background of a few percent, which can easily be subtracted. Fits to the position of the deuteron and neutron peaks determined the proton beam energy to be $T_p = (492 \pm 1.7) \text{ MeV}$.

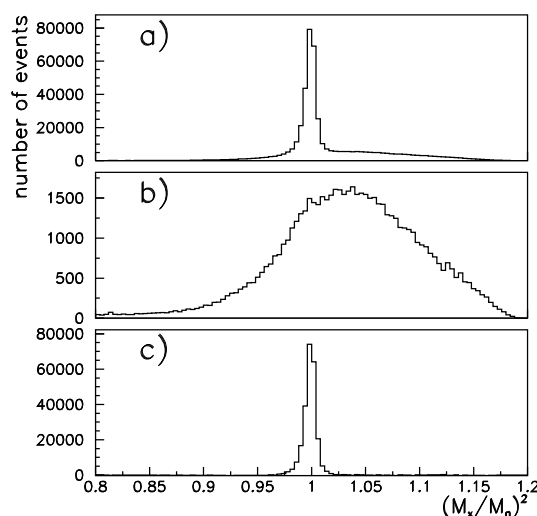


Fig. 2. Spectrum of the square of the missing mass for the $p(p;p^+)X$ reaction, in units of the neutron mass, for: a) CH_2 ; b) C; c) CH_2 -C targets, normalised to the same luminosity. By comparing the spectra at high masses, the relative luminosity $L(\text{C})=L(\text{CH}_2)$ is deduced to be 0.295.

In order to obtain a clean sample of events with low np excitation energies, software cuts were imposed limiting both the proton and pion angles to lie below 2° . After subtracting the carbon background, we are left with the 1331 events shown in the raw proton momentum spectrum of Fig. 3. The carbon background with these cuts was below 3%. The central np excitation energies are indicated and, from this scale, it is seen that our events generally cor-

respond to $E_{np} \approx 3 \text{ MeV}$, which means that the fsi region is well covered. Because of the limited statistics, we have summed all events with $p; \approx 2$ and this introduces an uncertainty of $E_{np} \approx 0.55 \sqrt{E_{np}} \text{ MeV}$. This is far greater than the intrinsic resolution of the system which, through kinematics to the $pp \rightarrow pn^+$ reaction, could be improved to about $\approx 160 \text{ keV}$.

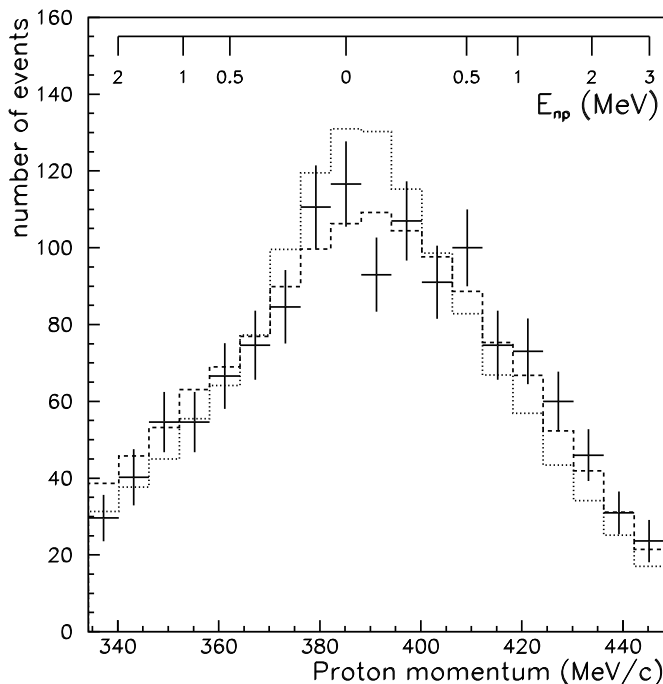


Fig. 3. Raw proton-momentum spectrum of $pp \rightarrow pn^+$ events (points with statistical errors), where the proton and pion detection angles were restricted to lie below 2° . The dashed histogram is a Monte Carlo simulation assuming an almost pure spin-triplet final state, with $\alpha = 0.034$ found by fitting the fsi formula of eq. (2). A statistical mixture of spin states, i.e. $\alpha = 0.25$, leads to the dotted histogram. Both histograms are normalised to the total number of events. The relative np energy is indicated for protons and pions emitted at 0° .

With the angular cuts imposed, the proton measurement efficiency is constant at about 99% for proton momenta below $420 \text{ MeV}/c$, but falls rapidly thereafter. Taking this and other effects into account in a detailed Monte Carlo study, we show in Fig. 3 a simulation where we have assumed that the cross section is proportional to three-body phase space times essentially a pure spin-triplet fsi factor. The significance of the excellent agreement with the shape

of the spectrum will be crucial for the later discussion. One of the advantages of our experimental set-up is that we also have a measurement of the corresponding pion momentum spectrum. However, within the current precisions, the singlet/triplet ratio is better determined from the proton spectrum [8].

The absolute normalisation of the $pp \rightarrow pn +$ cross section is achieved by comparing the $pp \rightarrow d +$ events measured in parallel to standard cross section compilations [1]. The contamination from the carbon background is here larger (23%) than for three-body events, but this is easy to correct for using the normalised results from the carbon target discussed earlier. Our results are presented in Fig. 4, where only statistical errors are shown.

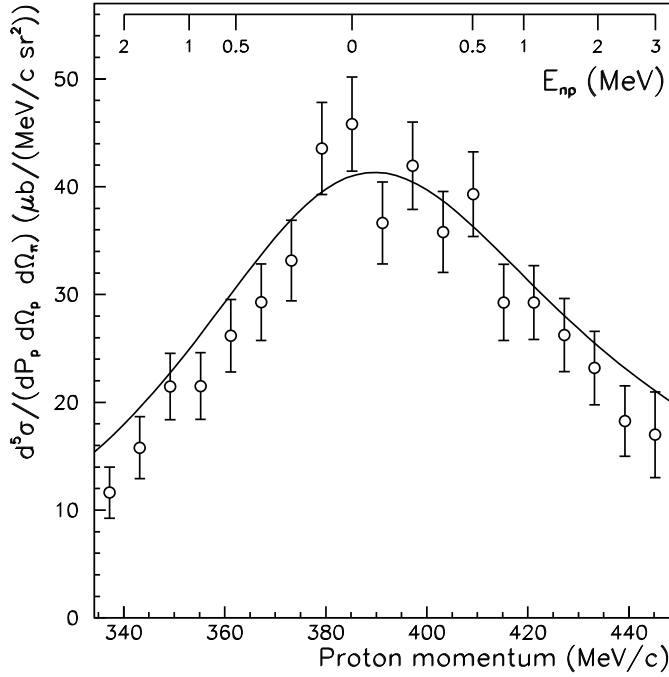


Fig. 4. Five-fold differential cross section for the $pp \rightarrow pn +$ reaction as a function of the measured proton momentum with the proton and pion both being detected at laboratory angles below 2° in the ANKE spectrometer. The excitation energies in the np system are indicated. The predictions for the spin-triplet contribution to the fsi peak (solid curve), obtained from eq. (3) using $pp \rightarrow d +$ input data from the SAID SP96 solution [1], are expected to be weakly model-dependent [5]. The calculations were done at 0° , but the effects of averaging over the angular acceptance are quite small and not shown here.

Since the $pp \rightarrow pn^+$ events of Fig. 3 or Fig. 4 are all concentrated in the region $E_{np} < 3 \text{ MeV}$, we can make an estimate of the relative amounts of spin-singlet and triplet n states using the property of the singlet fsi peak being so much narrower than the triplet. We assume a variant of the Goldberger-Watson fsi formula [9]

$$FSI_i(k) = N_i \frac{(k^2 + \frac{1}{2}a_i^2)}{(k^2 + \frac{1}{2}b_i^2)}; \quad (1)$$

where the a_i and b_i are determined from low energy np scattering data [12]. The triplet and singlet parameters are $a_t = 0.232 \text{ fm}^{-1}$, $b_s = 0.040 \text{ fm}^{-1}$, $a_s = 0.91 \text{ fm}^{-1}$, and $b_t = 0.79 \text{ fm}^{-1}$. It should be noted that the numerators in eq. (1) vary very little over our restricted E_{np} range, so that the FSI_i are weakly dependent upon the values of the b_i . The overall constant N_i is determined by the condition that the integral of $FSI_i(k)$ over k for $E_{np} < 3 \text{ MeV}$ is unity, which requires that $N_t = 0.104 \text{ fm}$ and $N_s = 0.0297 \text{ fm}$. We then fit our data with the form

$$\frac{d^5 \sigma(pp \rightarrow pn^+)}{dp_p d p_d} / (\text{Kinematic factor}) = [FSI_s(k) + (1 - \alpha)FSI_t(k)]; \quad (2)$$

so that α has the physical significance of being the fraction of the cross section leading to singlet np states for $E_{np} < 3 \text{ MeV}$.

When this form is passed through the Monte Carlo simulation and normalised to the data in Fig. 3, an excellent fit is achieved with $\alpha = 0.034 \pm 0.040$. A value of $\alpha = 0.25$, which would correspond to a purely statistical factor, gives excess of events in the region around zero excitation energy and shortage at the right tail of the spectrum. Effects of smearing the predictions over the spread in E_{np} induced by the angular acceptance and momentum bite etc are taken into account. The fit has an excellent χ^2/ndf of $13.4/17$. Thus we can assert purely from the shape of the fsi peak that the singlet contribution to the cross section is likely to be below 10%.

A second proof that the spin-singlet fraction is below about 10% can be found from the normalisation rather than the shape of the measured differential cross

section. The Faldt-Wilkin extrapolation theorem links the np scattering wave function to the deuteron bound-state function independently of the form of the np potential [10,3] and this allows one to predict the S-wave spin-triplet contribution to the $pp \rightarrow pn + \pi^0$ cross section at low E_{np} in terms of that for $pp \rightarrow d + \pi^0$ [5]. To the extent that deuteron D-state effects can be neglected,

$$\frac{d^5 \sigma_t(pp \rightarrow pn + \pi^0)}{d\Omega_p d\Omega_d} = (\text{Kinematic factor}) \frac{1}{(k^2 + k_t^2)} \frac{d}{d} (pp \rightarrow d + \pi^0) : \quad (3)$$

This relation does not require explicit knowledge of the pion production operator, merely that it be of short range. It describes well [5] the fsi region of the LAMPF $pp \rightarrow pn + \pi^0$ data taken at a variety of angular configurations [4], though it should be stressed that the number of experimental points in the fsi peaks was small.

Because eq. (3) has the same dominant fsi factor as that of the spin-triplet Goldberger-Watson factor of eq. (2), it is no surprise that the shape of the differential cross section as a function of the final proton momentum shown in Fig. 4 is reproduced. To within possible corrections of the order of the deuteron D-state probability, this approach provides a robust lower bound on the three-body cross section. Although the curve seems to lie slightly high compared to the data, this is compatible with theoretical and experimental uncertainties, and so the normalisation of the data also shows that any singlet contribution must be very small.

Given that the singlet fraction is so small at intermediate energies, this suggests that one should measure its production directly by studying the $pp \rightarrow pp + \pi^0$ reaction, which can be done in parallel with $pn + \pi^0$ detection at ANKE. The reaction has already been investigated at CELSIUS up to 425 MeV and values of the differential cross section quoted separately for $E_{pp} = 2.6$ MeV [11]. Though there is no similar detailed measurement of the $pp \rightarrow pn + \pi^0$ cross section, it is possible to estimate this quite reliably from that of $pp \rightarrow d + \pi^0$ by employing the Faldt-Wilkin theorem [3]. If these results are extrapolated to

492 MeV, they indicate that the singlet fraction should be below about 1%. This very low value is due, in part, to the π^+ production being maximal in the forward direction [1], whereas the π^0 are produced preferentially at 90° [11].

In summary, we have measured the exclusive $pp \rightarrow pn \pi^+$ cross section reaction near the forward direction with resolution in E_{np} superior to that in previous works. This allows us to put an upper bound on the proportion of singlet np final states, which is confirmed independently by comparing with $pp \rightarrow d \pi^+$ results. Data over a wider range of angles are currently being analysed using kinematic fits to improve the energy resolution. It is also hoped to continue the investigation at other energies by studying simultaneously the $pp \rightarrow \pi^0$ channel.

The results presented here were obtained during the ANKE commissioning experiments. We would like to thank the colleagues who helped to realise the ANKE spectrometer, in particular O.W.B. Schult, K. Sitemich and R. Maier, and the many former Diploma and Ph.D. students. We express our thanks to the COSY team for its dedication and very smooth implementation of ANKE into the accelerator ring. During the measurements, the support from the "Zentrallabor für Elektronik" (ZEL) of the FZJ, in particular W. Erven, were of indispensable help.

References

- [1] R.A. Amdt et al., Phys. Rev. C 48 (1993) 1926;
<http://gwdac.phys.gwu.edu/>
- [2] W.R. Falk et al., Phys. Rev. C 32 (1985) 1972; R.G. Pleydon et al., Phys. Rev. C 59 (1999) 3208.
- [3] A. Boudard, G. Faldt and C.W. Ilkin, Phys. Lett. B 389 (1996) 440.
- [4] J. Hudomalj-Gabitzsch et al., Phys. Rev. C 18 (1978) 2666.
- [5] Yu.N. Uzikov and C.W. Ilkin, submitted to Phys. Lett. B.
- [6] S. Barsov et al., Nucl. Instr. Meth., Sect. A. 462 (2001) 364.
- [7] M. Buscher et al., Nucl. Instr. Meth. Sect. A. (in press).
- [8] V. Aibaev, V. Koptev and H. Stroher, ^+p correlation at 0 and np final state interaction in $pp \rightarrow ^+pn$ reaction at 495 MeV, preprint PNP I-2001 No. 2403.
- [9] M.L. Goldberger and K.M. Watson, Collision Theory (John Wiley, N.Y.) 1964.
- [10] G. Faldt and C.W. Ilkin, Physica Scripta 56 (1997) 566.
- [11] R. Bilger et al., Nucl. Phys. A (in press).
- [12] R. Machleidt, Phys. Rev. C 63 (2001) 024001.