

# Nuclear absorption and anomalous $J/\psi$ suppression in Pb+Pb collisions

A. K. Chaudhuri\*

Variable Energy Cyclotron Centre  
1/AF, Bidhan Nagar, Calcutta - 700 064  
(October 31, 2018)

We have studied the  $J/\psi$  suppression in 158 GeV/c Pb+Pb collisions at CERN SPS.  $J/\psi$  production is assumed to be a two step process, (i) formation of  $c\bar{c}$  pair, which is accurately calculable in QCD and (ii) formation of  $J/\psi$  meson from the  $c\bar{c}$  pair, which can be conveniently parameterized. In a pA/AA collision, as the  $c\bar{c}$  pair pass through the nuclear medium, it gains relative square momentum. As a result, some of the  $c\bar{c}$  pairs can gain enough momentum to cross the threshold to become open charm meson, leading to suppression in pA/AA collisions. The model without any free parameter could describe the of NA50 data on centrality dependence of the ratio's;  $J/\psi$  over Drell-Yan,  $J/\psi$  over minimum bias and also the Drell-Yan over minimum bias. The model was used to predict  $J/\psi$  suppression at RHIC energy. At RHIC energy, hard processes may be important. With hard processes included,  $J/\psi$ 's are strongly suppressed, in agreement with other model calculations. We also show that centrality dependence of  $J/\psi$  over minimum bias ratio can be used to determine the fraction of hard processes in the collision.

## I. INTRODUCTION

One of the predictions of quantum chromodynamics is the possible existence of a deconfined state of quarks and gluons. In relativistic heavy ion collisions, under certain conditions (sufficiently high energy density and temperature) ordinary hadronic matter (where quarks and gluons are confined) can undergo a phase transition to deconfined matter, commonly known as quark gluon plasma. Over the years, nuclear physicists are trying to produce and detect this new phase of matter, first at CERN SPS and now at Relativistic Heavy Ion Collider (RHIC). Indeed, it has even been claimed that evidence of new state of matter is already seen at Pb+Pb collisions at CERN SPS [1]. The claim was based mainly on the experimental  $J/\psi$  suppression and strangeness enhancement. Due to intrinsic ambiguities in disentangling similar effects arising from hadronic processes, the claim is considered to be rather controversial.

$J/\psi$  suppression is recognized as an important tool to identify the possible phase transition to quark-gluon plasma. Because of the large mass of the charm quarks,  $c\bar{c}$  pairs are produced on a short time scale. Their tight binding also makes them immune to final state interactions. Their evolution probes the state of matter in the early stage of the collisions. Matsui and Satz [2] predicted that in presence of quark-gluon plasma (QGP), due to screening of color force, binding of  $c\bar{c}$  pairs into  $J/\psi$  meson will be hindered, leading to the so called  $J/\psi$  suppression in heavy ion collisions [2]. Over the years several groups have measured the  $J/\psi$  yield in heavy ion collisions (for a review of the data and the interpretations see Refs. [3,4]). In brief, experimental data do show suppression. However this could be attributed to the conventional nuclear absorption, also present in pA collisions.

The latest data obtained by the NA50 collaboration [5] on  $J/\psi$  production in Pb+Pb collisions at 158 A GeV is the first indication of the anomalous mechanism of charmonium suppression, which goes beyond the conventional suppression in a nuclear environment. The ratio of  $J/\psi$  yield to that of Drell-Yan pairs decreases faster with  $E_T$  in the most central collisions than in the less central ones. It has been suggested that the resulting pattern can be understood in a deconfinement scenario in terms of successive melting of charmonium bound states [5]. Blaizot *et al.* [6] have shown that the data can be understood as an effect of transverse energy fluctuations in central heavy ion collisions. Introducing a factor  $\varepsilon = E_T/E_T(b)$ , assuming that the suppression is 100% above a threshold density (a parameter in the model), and smearing the threshold density (at the expense of another parameter) the best fit to the data was obtained. Extending the Blaizot's model to include fluctuations in number of NN collisions at a fixed impact parameter, NA50 data could be fitted with a single parameter, the threshold density, above which all the  $J/\psi$  mesons melt [7,8]. Assumption that all the  $J/\psi$  mesons melt above a threshold density, implicitly assume that a QGP like environment is produced in the collisions. NA50 data could also be explained in the conventional approach, without invoking QGP like scenario. Capella *et al.* [9] analyzed the data in the comover approach. There also, the comover density has to be modified by the factor  $\varepsilon$ . Introduction of this adhoc factor  $\varepsilon$  can be justified in a model based on excited nucleons represented by strings [10]. Recently we have shown that the NA50 data is well explained in a QCD based model [11], where formation of  $J/\psi$  from  $c\bar{c}$  pair is suppressed, due to gain in the relative square momentum

of  $c\bar{c}$  pair as it moves through a nuclear medium [12]. Some of the  $c\bar{c}$  pair can gain enough square momenta to cross the open charm threshold, thereby reducing the  $J/\psi$  cross section. The model predicted large suppression of  $J/\psi$  at RHIC energy, in agreement with other model predictions.

In the present paper we have extended our earlier analysis of NA50 data of transverse energy dependence of  $J/\psi$  to Drell-Yan ratio [12], to include the transverse energy dependence of  $J/\psi$  over MB ratio and the DY over MB ratio. Recently Capella et al [13] observed that on the average, a  $J/\psi$  and also a DY event has  $E_T \sim 3$  GeV less than a minimum bias event.  $E_T$  loss in a  $J/\psi$ (DY) event, though small, can have larger effect beyond the knee of the  $E_T$  distribution. We have also studied the effect of  $E_T$  loss in  $J/\psi$  and in DY events. We confirm the analysis of Capella et al [13] that in the ratio  $J/\psi$  over DY,  $E_T$  loss effect gets cancelled. But the effect is manifested in the ratio of  $J/\psi$  over MB as well as in the ratio of DY over MB. Next, we apply the model to predict  $E_T$  dependence of  $J/\psi$  suppression in Au+Au collisions at RHIC energy. At RHIC energy, hard scattering may be important. Suppression increases with hard scattering. It is also shown that  $J/\psi$  over minimum bias ratio can be used to obtain fraction of hard scattering in the collision.

The plan of the paper is as follows: in section 2, we briefly present the model of  $J/\psi$  production and absorption in AA collisions. In section 3, we obtain the transverse energy distribution in Pb+Pb collisions. In section 4, relevant formula's for  $J/\psi$ , DY and MB cross sections will be noted. Analysis of NA50 data on the centrality dependence of the ratio's,  $J/\psi$ /MB, DY/MB and  $J/\psi$ /DY will be presented in section 5. In section 6 we will show predicted  $J/\psi$  suppression pattern in Au+Au collisions at RHIC energy. Summary and conclusions will be given in section 7.

## II. MODEL OF $J/\psi$ PRODUCTION AND ABSORPTION

Qiu, Vary and Zhang [11] proposed a model to describe the  $J/\psi$  suppression in nucleon-nucleus/nucleus-nucleus collisions. For the sake of completeness, we will briefly describe the model. Qiu, Vary and Zhang assumed that the production of  $J/\psi$  meson is a two step process, (i) production of  $c\bar{c}$  pairs with relative momentum square  $q^2$ , and (ii) formation of  $J/\psi$  mesons from the  $c\bar{c}$  pairs. Step (i) can be accurately calculated in QCD. The second step, formation of  $J/\psi$  mesons from initially compact  $c\bar{c}$  pairs is non-perturbative. They used a parametric form for the step (ii), formation of  $J/\psi$  from  $c\bar{c}$  pairs. The  $J/\psi$  cross section in  $AB$  collisions, at center of mass energy  $\sqrt{s}$  was then written as,

$$\sigma_{A+B \rightarrow J/\psi + X}(s) = K \sum_{a,b} \int dq^2 \left( \frac{\hat{\sigma}_{ab \rightarrow c\bar{c}}}{Q^2} \right) \int dx_F \phi_{a/A}(x_a, Q^2) \phi_{b/B}(x_b, Q^2) \frac{x_a x_b}{x_a + x_b} \times F_{c\bar{c} \rightarrow J/\psi}(q^2), \quad (1)$$

where  $\sum_{a,b}$  runs over all parton flavors, and  $Q^2 = q^2 + 4m_c^2$ . The  $K$  factor takes into account the higher order corrections. The incoming parton momentum fractions are fixed by kinematics and are  $x_a = (\sqrt{x_F^2 + 4Q^2/s} + x_F)/2$  and  $x_b = (\sqrt{x_F^2 + 4Q^2/s} - x_F)/2$ . Quark annihilation and gluon fusion are the major sub processes for  $c\bar{c}$  production. In the leading log, they are given by [14],

$$\hat{\sigma}_{q\bar{q} \rightarrow c\bar{c}}(Q^2) = \frac{2}{9} \frac{4\pi\alpha_s}{3Q^2} \left(1 + \frac{\gamma}{2}\right) \sqrt{1-\gamma}, \quad (2)$$

$$\hat{\sigma}_{gg \rightarrow c\bar{c}}(Q^2) = \frac{\pi\alpha_s}{3Q^2} \left[ \left(1 + \frac{\gamma}{2} + \frac{\gamma^2}{16}\right) \log\left(\frac{1 + \sqrt{1-\gamma}}{1 - \sqrt{1-\gamma}}\right) - \left(\frac{7}{4} + \frac{31}{16}\gamma\right) \sqrt{1-\gamma} \right] \quad (3)$$

where  $\alpha_s$  is the QCD running coupling constant and  $\gamma = 4m_c^2/Q^2$ . In Eq.1  $F_{c\bar{c} \rightarrow J/\psi}(q^2)$  is the transition probability that a  $c\bar{c}$  pair with relative momentum square  $q^2$  evolve into a physical  $J/\psi$  meson. In a nucleon-nucleus/nucleus-nucleus collision, the produced  $c\bar{c}$  pairs interact with nuclear medium before they exit. Observed anomalous nuclear enhancement of the momentum imbalance in dijet production led Qiu, Vary and Zhang [11] to argue that the interaction of a  $c\bar{c}$  pair with nuclear environment increases the square of the relative momentum between the  $c\bar{c}$  pair. As a result, some of the  $c\bar{c}$  pairs can gain enough relative square momentum to cross the threshold to become an open charm meson. Consequently, the cross sections for  $J/\psi$  production are reduced in comparison with nucleon-nucleon cross section. If the  $J/\psi$  meson travel a distance  $L$ , the transition probability  $F_{c\bar{c} \rightarrow J/\psi}(q^2)$  in Eq.1 will be changed to,

$$F_{c\bar{c} \rightarrow J/\psi}(q^2) \rightarrow F_{c\bar{c} \rightarrow J/\psi}(q^2 + \varepsilon^2 L), \quad (4)$$

with  $\varepsilon^2$  being the relative square momentum gain per unit length. Qiu, Vary and Zhang [11] considered three different parametric forms (representing different physical processes) for the transition probability. All the three forms could

describe the experimental energy dependence of total  $J/\psi$  cross section in hadronic collisions [11]. However, only the following form,

$$F_{c\bar{c} \rightarrow J/\psi}(q^2) = N_{J/\psi} \theta(q^2) \theta(4m'^2 - 4m_c^2 - q^2) \left(1 - \frac{q^2}{4m'^2 - 4m_c^2}\right)^{\alpha_F}, \quad (5)$$

could describe the experimental  $J/\psi$  data as a function of effective nuclear length [11]. In Fig.1, we have shown the fit obtained to NA50 experimental data [15] on the  $J/\psi$  total cross section as a function of effective nuclear length. We have used CTEQ5M parton distribution functions [16]. The parameter values,  $KN_{J/\psi}=0.458$ ,  $\varepsilon^2=0.225 \text{ GeV}^2/\text{fm}$  and  $\alpha_F=1$  are very close to the values obtained in Ref. [11].

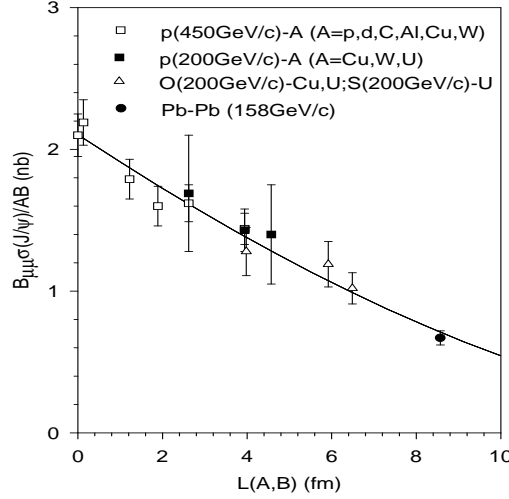


FIG. 1. Total  $J/\psi$  cross sections with the branching ratio to  $\mu^+\mu^-$  in proton-nucleus, proton-nucleus and nucleus-nucleus collisions, as a function of the effective nuclear length  $L(A,B)$ .

### III. TRANSVERSE ENERGY DISTRIBUTIONS

We have assumed that the probability to obtain  $E_T$  at impact parameter  $\mathbf{b}$  can be parameterized as,

$$P(b, E_T) \propto \exp(-(E_T - qN_p(b))^2 / 2q^2 a N_p(b)) \quad (6)$$

The mean value of the transverse energy is  $\langle E_T \rangle(b) = qN_p(b)$ , where  $q$  is the average transverse energy per participant, and the dispersion is  $\sigma_{E_T}^2 = aq^2 N_p(b)$ , where  $a$  is a dimensionless parameter. The number of participants  $N_p(b)$  at impact parameter  $b$  is calculated as,

$$N_p(b) = \int d^2s n_p(\mathbf{s}, \mathbf{b}) \quad (7)$$

where the transverse density  $n_p(\mathbf{b}, \mathbf{s})$  is,

$$n(\mathbf{b}, \mathbf{s}) = T_A(\mathbf{s})[1 - e^{-\sigma_{NN} T_B(\mathbf{b}-\mathbf{s})}] + T_B(\mathbf{b}-\mathbf{s})[1 - e^{-\sigma_{NN} T_A(\mathbf{s})}], \quad (8)$$

Nuclear thickness function,  $T_{A,B}(\mathbf{s}) = \int dz \rho_{A,B}(\mathbf{s}, z)$  contain all the nuclear information. In the present calculation, we have used the following parametric form for  $\rho_A(r)$  [6],

$$\rho_A(r) = \frac{\rho_0}{1 + \exp(\frac{r-r_0}{a})} \quad (9)$$

with  $a=0.53 \text{ fm}$ ,  $r_0 = 1.1A^{1/3}$ . The central density is obtained from  $\int \rho_A(r) d^3r = A$ .

The parameters  $q$  and  $a$  were obtained by fitting NA50 experimental transverse energy distribution. NA50 collaboration [5] did not correct the  $E_T$  spectra for the efficiency of target identification algorithm, which is lower than

unity for  $E_T$  lower than 60 GeV. To obtain the parameters  $q$  and  $a$  we have fitted the purely inclusive part of the  $E_T$  spectra ( $E_T > 60$  GeV). The fit is shown in Fig.2. It was obtained with  $q=0.274$  GeV and  $a=1.97$ .

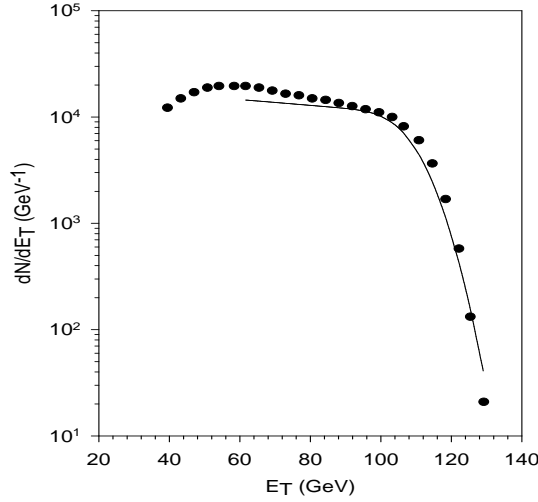


FIG. 2. Experimental transverse energy distribution in Pb+Pb collisions along with the fit obtained assuming Gaussian  $E_T - b$  correlation.

#### IV. $E_T$ DEPENDENCE OF $J/\psi$ , DY AND MB EVENTS

Here we present in brief, the relevant formula's for calculating minimum bias, Drell-Yan and  $J/\psi$  cross sections.

Minimum bias cross sections are easy to calculate. It is essentially the inelastic cross-section. In the Glauber model, at impact parameter  $\mathbf{b}$  minimum bias cross section can be calculated as,

$$d^3\sigma^{MB}/dE_T d^2b = (1 - \exp(-\sigma_{NN}T_{AB}(b)))P(b, E_T) \quad (10)$$

The Drell-Yan pairs do not suffer any final state interactions and the cross section at an impact parameter  $\mathbf{b}$  as a function of  $E_T$  can be written as,

$$d^3\sigma^{DY}/dE_T d^2b = \sigma_{NN}^{DY} \int d^2s T_A(\mathbf{s}) T_B(\mathbf{s} - \mathbf{b}) P(b, E_T), \quad (11)$$

where  $\sigma_{NN}^{DY}$  is the Drell-Yan cross section in  $NN$  collisions.

While Drell-Yan pairs do not suffer interactions with nuclear matter, the  $J/\psi$  mesons do. In the present model suppression factor depend on the length traversed by the  $c\bar{c}$  mesons in nuclear medium. Consequently, we write the  $J/\psi$  cross section at an impact parameter  $\mathbf{b}$  as,

$$d^3\sigma^{J/\psi}/dE_T d^2b = \sigma_{NN}^{J/\psi} \int d^2s T_A(\mathbf{s}) T_B(\mathbf{s} - \mathbf{b}) S(L(\mathbf{b}, \mathbf{s})) P(b, E_T), \quad (12)$$

where  $\sigma_{NN}^{J/\psi}$  is the  $J/\psi$  cross section in  $NN$  collisions and  $S(L(\mathbf{b}, \mathbf{s}))$  is the suppression factor due to passage through a length  $L$  in nuclear environment. The length  $L(\mathbf{b}, \mathbf{s})$  that the  $J/\psi$  meson will traverse can be obtained as,

$$L(\mathbf{b}, \mathbf{s}) = n(\mathbf{b}, \mathbf{s})/2\rho_0 \quad (13)$$

where  $n(b, s)$  is the transverse density [Eq.8]. Suppression factor  $S(L(\mathbf{b}, \mathbf{s}))$  can be calculated using Eq.1, noting that a  $c\bar{c}$  pair gains relative square momentum  $\varepsilon^2$ , traversing a square of length  $L$ . Parametric value of  $\varepsilon^2$ , as shown before, was obtained by fitting nucleon-nucleus and nucleus-nucleus  $J/\psi$  cross section data containing all  $E_T$ . However, Eq.12 corresponds to a particular  $E_T$ . Accordingly, square momentum gain factor needs to be modified. We modify the momentum gain factor  $\varepsilon^2$  to take into account the  $E_T$  dependence as,

$$\varepsilon^2(E_T) = \varepsilon_0^2 \frac{L(E_T)}{\langle L \rangle}, \quad (14)$$

where  $\varepsilon_0^2$  is the momentum gain factor for all  $E_T$  (which was obtained by fitting experimental data).  $L(E_T)$  is the length through which a  $J/\psi$  meson with transverse energy  $E_T$  will travel. The length  $L(E_T)$  can be calculated as [3],

$$L(E_T) = \frac{\int d^2b d^2s T_A(\mathbf{s}) T_B(\mathbf{b} - \mathbf{s}) [T_A(\mathbf{s}) + T_B(\mathbf{b} - \mathbf{s})] P(b, E_T)}{2\rho_0 \int d^2b d^2s T_A(\mathbf{s}) T_B(\mathbf{b} - \mathbf{s}) P(b, E_T)}. \quad (15)$$

Fluctuations of transverse energy at a fixed impact parameter plays an important role in the explanation of the NA50 data. Above 100 GeV, i.e., approximately at the position of the knee, the 2nd drop in the data is due to the fluctuations in  $E_T$ . In order to account for the fluctuations, following Capella et al [9], we calculate,

$$F(E_T) = E_T / E_T^{NF}(E_T), \quad (16)$$

where,

$$E_T^{NF}(E_T) = \frac{\int d^2b E_T^{NF}(b) P(b, E_T)}{\int d^2b P(b, E_T)} \quad (17)$$

The function  $F(E_T)$  is unity up to the knee of the distribution, and increases thereafter, precisely where the fluctuations dominate. The replacement,

$$L(\mathbf{b}, \mathbf{s}) \rightarrow L(\mathbf{b}, \mathbf{s}) F(E_T), \quad (18)$$

then properly accounts for the fluctuations in the  $E_T$  distributions.

## V. COMPARISON WITH EXPERIMENTS

Capella et al [13] observed that in a  $J/\psi$  event sample and also in a DY event sample,  $E_T \sim 3$  GeV is taken by the trigger and thus the transverse energy deposited in the calorimeter by the other hadrons is slightly less than the corresponding one in a minimum bias event sample. The  $E_T$  loss in a  $J/\psi$  event, though very small, can have larger effect in the ratio of  $J/\psi$  over MB at the tail of the  $E_T$  distribution. However, in the ratio of  $J/\psi$  over DY the effect of  $E_T$  loss cancels out. Exact magnitude of  $E_T$  loss in a  $J/\psi$  event is difficult to estimate. Capella et al [13] single out the NN collision in which  $J/\psi$  (or DY) is produced and assumed that in that collision, no other hadrons are produced. We have implemented this in the present calculation by replacing the number of participants  $N_p(b)$  in a  $J/\psi$  or DY event by,

$$N_p(b) \rightarrow N_p(b) - 2, \quad (19)$$

minimum number of participants being two.

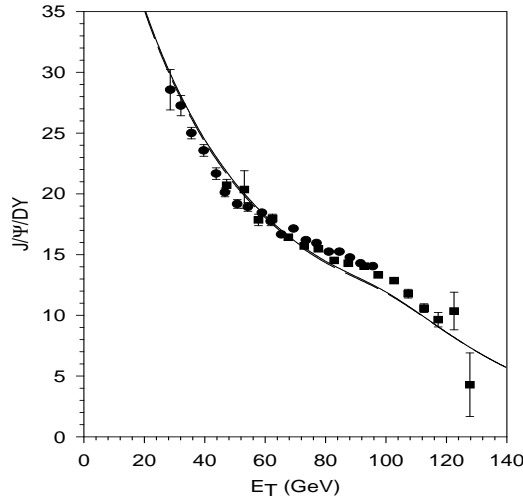


FIG. 3. Filled and square circles are the  $J/\psi$  to Drell-Yan ratio in Pb+Pb collisions, obtained by NA50 collaboration in 1996 and 1998 respectively. The solid line is the model prediction with or without  $E_T$  loss effect.

In Fig.3, we have compared the model prediction for the transverse energy dependence of  $J/\psi$  over Drell-Yan ratio, with the NA50 experimental data. We have assumed the normalization factor  $\sigma^{J/\psi}/\sigma^{DY}=53.5$  [6]. The solid line is the model prediction, obtained without  $E_T$  loss consideration. Identical result is obtained when  $E_T$  loss effect is taken into consideration. In the  $J/\psi$  over DY ratio, the effect get cancelled to a high accuracy. The model gives good description to the NA50 data. The 2nd drop in the ratio at 100 GeV is reproduced. We note that without  $E_T$  fluctuations, that drop is not reproduced. The result clearly shows that it is not essential to assume a deconfined scenario to explain the NA50 data on centrality dependence of  $J/\psi$  to Drell-Yan ratio. Nuclear absorption alone is capable of explaining the data.

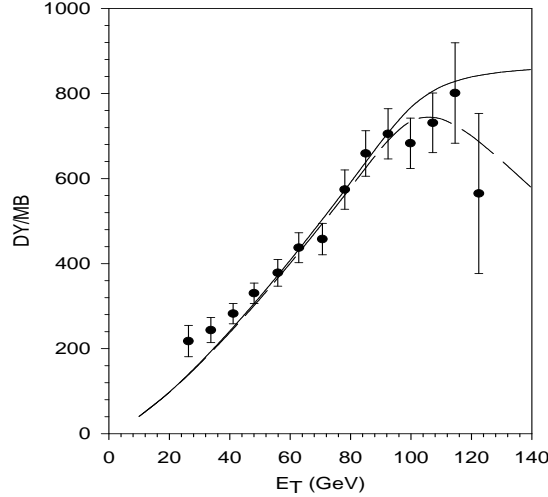


FIG. 4. NA50 data on the centrality dependence of the ratio DY/MB is compared with present model. The solid line is the model calculation without  $E_T$  loss effect. The dashed line incorporate the  $E_T$  loss effect.

In Fig.4, NA50 data [17] on the centrality dependence of the Drell-Yan over minimum bias ratio is shown. The data were taken in 1996 using a thick target. NA50 collaboration does not consider the data reliable beyond the knee of the  $E_T$  distribution, due to possible contamination of rescattering in the thick target. The solid line is a fit obtained to the data without  $E_T$  loss effect. The ratio saturates beyond 100 GeV. When effect of  $E_T$  loss in a DY event is taken into consideration (the dashed line) the ratio drops beyond 100 GeV. The effect is significant. At large  $E_T$ , the ratio drops by more than 60% when  $E_T$  loss effect is included. Indeed, experimental data do show such a drop, but as told earlier the data are not reliable beyond 100 GeV. The prediction can easily be verified in future experiments.

NA50 collaboration reported the preliminary analysis of centrality dependence of  $J/\psi$  over MB ratio [18]. In Fig.5, we have shown the preliminary data. The ratio increases up to the knee of the  $E_T$  distribution, there after it decreases. There is an indication of change in slope around  $E_T=40$  GeV. In Fig.5, dashed and solid lines are model calculations, obtained with and without  $E_T$  loss effect. The model predictions agree with experimental data. The change of slope around  $E_T=40$  GeV is also reproduced. As with DY/MB ratio, the two predictions differ only beyond 100 GeV, where  $E_T$  fluctuations dominate. With  $E_T$  loss taken into account, the ratio drops faster, fitting the data better. Here also, the effect is significant, 60% or more at large  $E_T$ .

NA50 collaboration analyzed the  $J/\psi$  data in two distinct manner. One is the standard analysis, in which the ratio of  $J/\psi$  over Drell-Yan (DY) was measured. In the other, which is called minimum bias (MB) analysis, the Drell-Yan events were replaced by the minimum bias events. The ratio of  $J/\psi$  over minimum bias cross section was then divided by the ratio of theoretical DY over minimum bias cross section to obtain

$$\left(\frac{J/\psi}{DY}\right)_{MB} = \left(\frac{J/\psi}{MB}\right)_{EXP} \left(\frac{MB}{DY}\right)_{TH} \quad (20)$$

The standard analysis data cover only up to the knee of the  $E_T$ -distribution. The behavior of the  $J/\psi$  over DY ratio beyond the knee of the  $E_T$ -distribution is obtained entirely from the minimum bias analysis. Without  $E_T$  loss effect, DY/MB remain practically constant beyond 100 GeV, and therefore the behavior of  $J/\psi$  over DY and that of  $J/\psi$  over MB is practically the same. However, present calculations clearly indicate that, due to  $E_T$  loss effect, DY/MB does not remain constant but changes quite significantly in this  $E_T$  range. Then behavior of  $J/\psi$  over MB and that of  $J/\psi$  over DY are not the same. True ratio will be flatter than obtained from the minimum bias analysis.

As suggested by Capella et al, it is better not to superimpose two analysis in a single figure. Models can be tested better by fitting them separately.

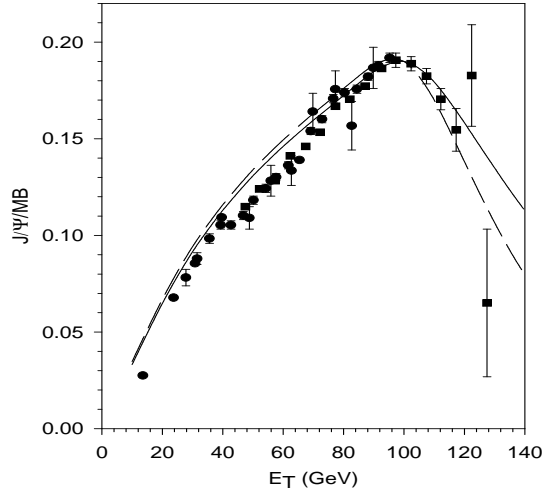


FIG. 5. NA50 (preliminary) data on the centrality dependence of the ratio  $J/\psi/\text{MB}$  is compared with present model. The solid line is the model calculation without  $E_T$  loss effect. The dashed line incorporate the  $E_T$  loss effect.

## VI. PREDICTION FOR RHIC ENERGY

Present model can be used to predict centrality dependence of  $J/\psi$  over DY in Au+Au collisions at RHIC energy. Experimental  $E_T$  distribution at RHIC energy is not available, but we can make an educated guess for it.

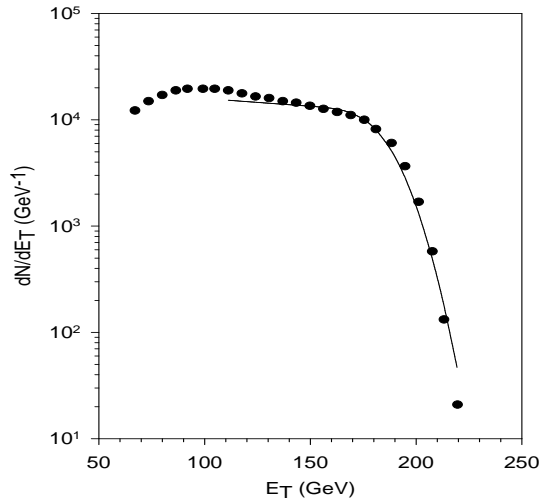


FIG. 6. Simulated  $E_T$  distribution for Au+Au collisions at RHIC energy is fitted with Gaussian  $E_T - b$  correlation.

Recent PHOBOS experiment [19] showed that for central collisions, total multiplicity is larger by 70% at RHIC than at SPS. We assume that  $E_T$  is correspondingly increased [21]. Accordingly, we rescale the  $E_T$  distribution for Pb+Pb collisions and assume that it represent the experimental  $E_T$  distribution for Au+Au collisions at RHIC (small mass difference between Au and Pb is neglected). At RHIC energy, the so-called hard component, which is proportional to the number of binary collision, appears. Model dependent calculations indicate that the hard component grows from 22% to 37% as the energy changes from  $\sqrt{s}=56$  GeV to 130 GeV [20]. However we choose to ignore the hard component in  $E_T$ -distribution. The multiplicity distribution obtained by the PHOBOS collaboration, in the rapidity range  $3 < |\eta| < 4.5$  could be fitted well with or without this hard component. Indeed, it appears that the data are

fitted without the hard component [20]. Global distribution e.g. multiplicity or transverse energy distributions are not sensitive to the hard component.

In fig.6, filled circles represent the "experimental"  $E_T$  distribution for Au+Au collisions at RHIC, obtained by scaling the  $E_T$  distribution in Pb+Pb collisions at SPS. The solid line is a fit to the "experimental"  $E_T$ -distribution obtained with  $q=0.46$  GeV and  $a=1.97$ . Nucleon-nucleon inelastic cross section ( $\sigma_{NN}$ ) was assumed to be 41 mb at RHIC, instead of 32 mb at SPS [21].

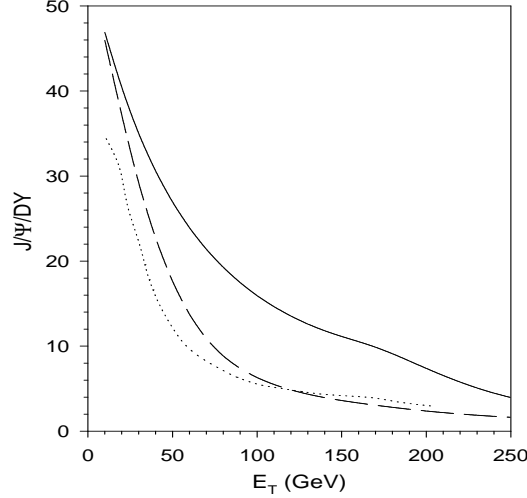


FIG. 7. Predicted centrality dependence of  $J/\psi/DY$  ratio at RHIC energy for Au+Au collisions. The dashed and solid lines are present model predictions with and without hard scattering component in the transverse density. The dotted line is obtained in a model where all the  $J/\psi$ 's melts above a threshold density.

While the  $E_T$  distribution at RHIC energy may not depend on the so-called hard component which is proportional to number of binary collisions,  $J/\psi$  suppression will strongly depend on the hard component, as it effectively increases the density of the nuclear medium. For  $f$  fraction of hard scattering, transverse density  $n(\mathbf{b}, \mathbf{s})$  in Eq.8 is modified to [12],

$$n_{mod}(\mathbf{b}, \mathbf{s}) \rightarrow (1 - f)n(\mathbf{b}, \mathbf{s}) + fn^{hard}(\mathbf{b}, \mathbf{s}), \quad (21)$$

with  $n^{hard}(\mathbf{b}, \mathbf{s}) = \sigma_{NN}T_A(\mathbf{s})T_B(\mathbf{b} - \mathbf{s})$ . With hard component, transverse density is increased, as a result, suppression will be increased at RHIC energy. In Fig.7, solid line is the predicted centrality dependence of the  $J/\psi/DY$  ratio without any hard scattering component in the transverse density. Suppression pattern is similar to that in Pb+Pb collisions at SPS energy. The 2nd drop now shifts at higher  $E_T$ . With 37% hard scattering component in the transverse density (the dashed line) suppression increases and the effect of  $E_T$  fluctuations, i.e. the second drop is washed out. In Fig.7, we have shown the prediction (dotted line) obtained in a model where all the  $J/\psi$ 's melts down above a threshold density [21]. The prediction also included 37% hard scattering. It agrees closely with the present model prediction (dashed line). Assumption of  $J/\psi$ 's melting above a threshold density implicitly assume QGP like environment is produced in the collision. Very similar prediction for  $J/\psi$  suppression in a confined scenario and in a deconfined scenario, raises the possibility that it may not be possible to confirm the deconfinement phase transition, even at RHIC energy, from the  $J/\psi$  data. Recently several authors have proposed that at RHIC energy, in a deconfined scenario, recombination of  $c\bar{c}$  pairs will lead to enhancement of  $J/\psi$ 's, rather than its suppression [22]. Inclusion of recombination effects may mask the large suppression obtained in a deconfined scenario. However, nuclear suppression as calculated presently will remain unaltered. It may then be possible to distinguish the deconfinement phase transition from the  $J/\psi$  data.

We have also calculated the centrality dependence of  $J/\psi/MB$  and of  $DY/MB$  ratio's at RHIC energy. Centrality dependence of  $DY/MB$  is very similar to that obtained in Pb+Pb collisions at SPS energy and is not shown. Centrality dependence of  $J/\psi$  over MB ratio is shown in Fig.8. The upper panel was obtained without any hard scattering component in the transverse density, while in the lower panel, hard scattering (37%) was included. As before, effect of  $E_T$  loss is observed only beyond the knee of the  $E_T$  distribution. It is interesting to note the difference in the shape of the ratio. Without hard scattering component, the ratio increases with  $E_T$  up to the knee of the  $E_T$  distribution, then decreases, a dependence similar to Pb+Pb data at SPS energy. With hard scattering included, the ratio increases at low  $E_T$ , then remains more or less same up to the knee of the  $E_T$  distribution. Beyond the knee, it decreases again.



Very distinct shape of the two distributions can be used to determine experimentally the fraction of hard processes in the collision.

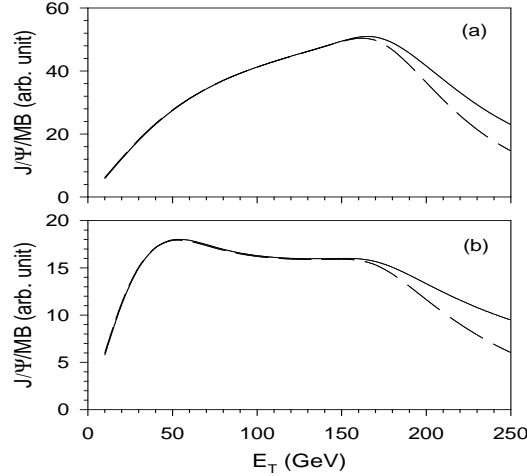


FIG. 8. Centrality dependence of  $J/\psi/MB$  at RHIC energy. Upper panel was obtained without hard scattering while 37% hard scattering is included in the lower panel. The solid and dashed lines are obtained without and with  $E_T$  loss effect.

## VII. SUMMARY AND CONCLUSIONS

We have studied the NA50 data on  $J/\psi$  suppression in Pb+Pb collisions at SPS energy. The  $J/\psi$  production is assumed to be a two step process, (i) production of  $c\bar{c}$  pairs, which is accurately calculable in pQCD and (ii) formation of  $J/\psi$  from the  $c\bar{c}$  pair, essentially non-perturbative, but can be conveniently parameterized. In the model,  $c\bar{c}$  pairs gain relative square momentum as is travel through the nuclear environment, and some of the pairs can gain enough square momentum to cross the threshold to become an open charm meson. The parameters of the model were fixed by fitting experimental total  $J/\psi$  cross section in pp,pA and AA collisions. Without any free parameter, the model could very well describe the centrality dependence of the  $J/\psi$  over DY ratio. The model also reproduces the centrality dependence of the  $J/\psi/MB$  and  $DY/MB$  ratio. We have also studied the effect of  $E_T$  loss in a  $J/\psi$  or DY event. Those events on the average produces  $\sim 3$  GeV less  $E_T$  than a minimum bias event. As shown by Capella et al [13], the effect of  $E_T$  loss get cancelled in the ratio  $J/\psi/DY$ . But it affect the  $J/\psi/MB$  ratio.  $E_T$  loss also affect the  $DY/MB$  ratio. Ratio does not remain constant beyond the knee of the  $E_T$  distribution, but drops.

We have also used the model to predict the centrality dependence of the  $J/\psi$  over DY ratio at RHIC energy. At RHIC energy, hard scattering component may be effective.  $J/\psi$  suppression depends strongly on the hard scattering component. Without any hard scattering,  $J/\psi$  suppression closely follow the suppression pattern at SPS energy. The 2nd drop occurring at higher  $E_T$ . However, suppression increases when hard scattering is included and washes out the 2nd drop in the ratio. Suppression obtained in the nuclear environment closely agree with model prediction where QGP formation is implicitly assumed. Hard scattering also affect the  $J/\psi/MB$  ratio very strongly. While without any hard scattering,  $J/\psi/MB$  increases up to knee of the  $E_T$  distribution, with hard scattering included, the ratio remains more or less same over a large range of  $E_T$ . The distinct change in shape raises the possibility of using  $J/\psi/MB$  ratio to find the fraction of hard processes in the collision.

To conclude, it is not essential to assume a deconfined scenario to explain the anomalous suppression of  $J/\psi$  in Pb+Pb collisions at CERN SPS. The data are explained in terms normal nuclear suppression, also present in pA/AA collisions. Predicted suppression pattern at RHIC energy indicate, that even there, it may not be possible to identify deconfinement phase transition from the  $J/\psi$  data.

The author would like to thank Prof. A. Capella for his suggestions and comments.

---

\* e-mail:akc@veccal.ernet.in

- [1] U. Heinz and M. Jacob, nucl-th/0002042.
- [2] T. Matsui and H. Satz, Phys. Lett. B178,416(1986).
- [3] R. Vogt, Phys. Reports, 310, 197 (1999)
- [4] C. Gerschel and J. Hufner, Ann. Rev. Nucl. Part. Sci. 49, 255 (1999).
- [5] NA50 collaboration, M. C. Abreu *et al.* Phys. Lett. B 477,28(2000).
- [6] J. P. Blaizot, P. M. Dinh and J.Y. Ollitrault, Phys. Rev. Lett. 85,4012(2000).
- [7] A. K. Chaudhuri, hep-ph/0102038 , Phys. Rev. C64,054903 (2001)
- [8] A. K. Chaudhuri, Phys. Lett. B527, 80 (2002).
- [9] A. Capella, E. G. Ferreira and A. B. Kaidalov, hep-ph/0002300, Phys. Rev. Lett. 85,2080 (2000).
- [10] J. Hufner, B. Kopeliovich and A. Polleri, nucl-th/0012003.
- [11] J. Qiu, J. P. Vary, X. Zhang, hep-ph/9809442, Nucl. Phys. A698, 571 (2002).
- [12] A. K. Chaudhuri, hep-ph/0109141, Phys. Rev. Lett. 88,232302 (2002), nucl-th/0203045.
- [13] A. Capella, A. B. Kaidalov and D. Sousa, nucl-th/0105021, Phys. Rev. C65,054908 (2002).
- [14] C. J. Benesh, J. Qiu and J. P. Vary Phys.Rev.C50:1015,(1994).
- [15] M. C. Abreu *et al.*, Phys. Lett. B410, 337 (1997).
- [16] CTEQ Collaboration (H.L. Lai *et al.*). Eur.Phys.J.C12, 375, (2000). A515,736(1990). C47,2875(1993).
- [17] NA50 collaboration, M. A. Abreu, Phys. Lett. B45, 2456 (1999).
- [18] NA50 collaboration, Proceedings QM 2001, presented by P. Bordalo, Nucl. Phys. A.698, 127 (2002).
- [19] B. B. Back et al (PHOBOS collab.), Phys. Rev. Lett. 85, 3100 (2000).
- [20] D. Kharzeev and M. Nardi, hep-ph/0012025.
- [21] P. M. Dinh, J. P. Blaizot and J. -Y. Ollitrault, nucl-th/0103083, Nucl. Phys. A698, 579 (2002).
- [22] P. Braun-Munzinger and J. Stachel, Phys. Lett. B490,196(2000), R. L. Thews, M. Schroedter and J. Refelski, hep-ph/0007323, Phys. Rev. C63,054905 (2001).