

Band structure effects for dripped neutrons in neutron star crust

Nicolas Chamel *

Laboratoire de L'Univers et ses THéories (LUTH)
Observatoire de Paris, 92195 Meudon, France

December 22, 2019

Abstract. The outer layers of a neutron star are supposed to be formed of a solid Coulomb lattice of neutron rich nuclei. At densities above neutron drip density (about one thousandth of nuclear saturation density), this lattice is immersed in a neutron fluid. Bragg scattering of those dripped neutrons by the nuclei which has been usually neglected is investigated, within a simple mean field model with Bloch type boundary conditions. The main purpose of this work is to provide some estimates for the entrainment coefficients, as required for hydrodynamical two fluid simulations of neutron star crust [1], which relate the momentum of one fluid to the particle currents of the other two fluids [2].

1 Introduction

In a typical neutron star (with mass about one and a half that of the sun), a solid phase of neutron rich nuclei, hence forming the crust, is expected to occur from the surface down to about $\simeq 1 \text{ km}$ in depth where the pressure and density are so high that the nuclei may be strongly deformed and adopt “exotic” shapes. Inside the crust, above the neutron drip density $\rho_{\text{drip}} \simeq 10^{11} \text{ g.cm}^{-3}$, free neutrons are found to coexist with the nuclei [3]. Below the crust, the nuclei merge into a uniform mixture of nucleons and perhaps of some other mesons.

Bragg scattering of the dripped neutrons by the nuclei, which is analogous to the scattering of valence electrons by ions in ordinary solids, has been usually neglected whereas it may be of quantitative importance for evaluating the processes involved in

*email: Nicolas.Chamel@obspm.fr

phenomena such as pulsar glitches. This issue has been pointed out by a few authors [4][5][6] and band effects, namely the opening of band gaps in the single particle energy spectrum, have been actually estimated in a limiting case in one dimension [7].

In a preceeding work [1] we have introduced an effective mass m_\star relevant for hydrodynamical simulations, such that the momentum of the neutron superfluid is given by the mean neutron velocity times this effective mass in the crust rest frame. In a (super)fluid mixture, in general the momentum of one species is a linear combination of the particle currents of the other components. This is known as the entrainment effect [2]. We have shown how to obtain these entrainment coefficients in a two fluid neutron star model from the effective mass m_\star . Our analysis is complementary to the one carried out by Borumand et al [9], who discussed how to evaluate the entrainment coefficients in a two fluid description of neutron star core with a (non relativistic) Fermi liquid model. The relativistic generalisation has been recently performed by Comer et al [10] via a $\sigma - \omega$ mean field model.

Particle transport in the inner crust is induced by displacements of the whole superfluid and it can thus be seen [8] that it is therefore not very sensitive to the superfluid energy gap unlike thermal properties such as the specific heat. The main effect of the pairing interaction is actually to lead to a smearing of the sharp neutron Fermi surface. Since at the densities of interest, the pairing gap is typically much smaller than the Fermi energy, corrections of the effective mass due to pairing correlations are expected to be small. We shall therefore neglect as a first approximation pairing interaction (as in the works of Borumand et al [9] and Comer et al [10]).

Since the pionnering Hartree-Fock calculations of Negele and Vautherin [11], more or less arbitrary boundary conditions have usually been applied. In particular the so called “Wigner-Seitz approximation” has been widely used. Whereas this approximation would be appropriate for describing nucleons that are clustered around lattice nodes, it is more questionable for the dripped neutrons which are delocalized over the crust. This means that one has necessarily to consider the whole medium and apply global boundary conditions. In the case of a periodic lattice of nuclei, as a result of the well known Floquet-Bloch theorem [12], the problem can still be reduced to the so called Wigner-Seitz cell (not to be confused with the W-S sphere) namely some “elementary” polyhedron surrounding a nuclei whose shape is completely determined by the lattice structure. The single particle energy spectrum is composed of a set of analytic functions $\mathcal{E}_\alpha\{\mathbf{k}\}$ (in the following we shall use brackets for functional dependence in order to avoid confusions with mere multiplication) of the momentum \mathbf{k} (related to the translational symmetry), each sheet in momentum space being specified by a band index α (associated with rotational symmetry).

Recently Magierski et al [5] have suggested that shell effects arising from “unbound” neutrons may be important and have carried out Skyrme Hartree-Fock calculations in a cubic box with periodic boundary conditions. However such a choice of boundary conditions does not properly account for Bragg scattering since the ensuing single particle states are only those associated with vanishing Bloch momentum. Besides the Wigner-Seitz cell, which is taken as a cube there, is cubic only in a simple cubic lattice.

In order to prepare the way to more realistic calculations, we shall briefly review band theory and some key solid state physics technics which may not be familiar to the reader. We shall then discuss some results for dripped neutrons in the inner crust, described within a mean field model.

2 Inner layer of the crust

2.1 Mean field model

Following the investigation that was outlined in our preceeding work [1] based on the model suggested by [7], we shall estimate the effective mass of the dripped neutrons in the bottom layers of the inner crust. Previously, only slab shaped and rod like nuclei were considered for simplicity. The effective mass was found to be very close to the bare mass. The reason was that the region we were focusing on was nearly homogeneous. In the present work, we shall extend the same analysis for lower densities where the crust is assumed to be composed of spherical nuclei arranged in a body centered cubic lattice. Simple cubic and face centered cubic structures will also be considered. We shall also report results for the spherical and cylinder hole phases near the crust-core transition layer.

In the model suggested by Oyamatsu et al [7], both bound and dripped neutrons are assumed to be described as independent particles moving in a “background” phenomenological mean field. The neutron single particle states thus obey the following Schrödinger equation

$$-\frac{\hbar^2}{2m}\Delta\varphi + V\varphi = \mathcal{E}\varphi. \quad (1)$$

We further assume that nuclei are located at the nodes of an infinite crystal lattice. The single particle periodic potential is thus constructed from the potential U_n of Oyamatsu and Yamada (given in the Wigner-Seitz sphere) by the following procedure:

$$V\{\mathbf{x}\} = \sum_{\mathbf{T}} U_n\{\mathbf{x} - \mathbf{T}\}, \quad (2)$$

where the sum goes over all lattice sites, i.e. $\mathbf{T} = \ell^a \mathbf{e}_a$, where ℓ^a are integers and \mathbf{e}_a basis lattice vectors. In order to take into account Bragg scattering, single particle states have to satisfy the Floquet-Bloch theorem

$$\varphi_{\mathbf{k}}\{\mathbf{x} + \mathbf{T}\} = e^{i\mathbf{k}\cdot\mathbf{T}}\varphi_{\mathbf{k}}\{\mathbf{x}\}. \quad (3)$$

As a consequence, the Schrödinger equation (1) can be solved within any primitive cell [12], among which the Wigner-Seitz one possesses the full symmetry of the lattice, with boundary conditions given by (3). The Wigner-Seitz (W-S) cells of cubic crystals

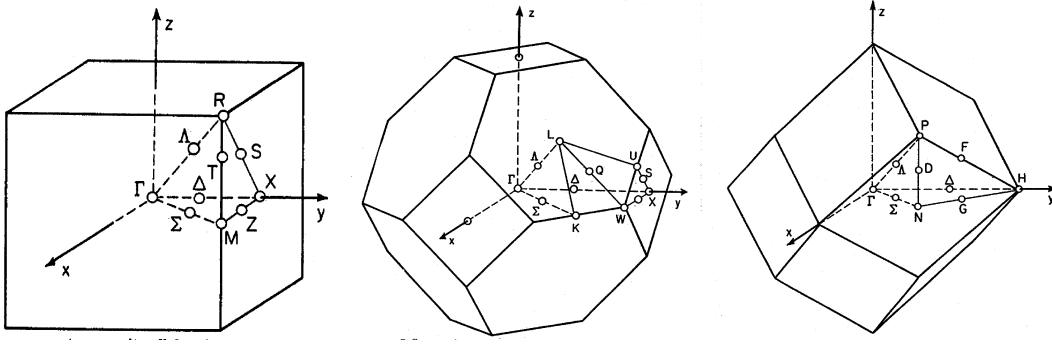


Figure 1: Wigner-Seitz cell of cubic lattices (from left to right) simple cubic, body centered cubic, face centered cubic with conventional labelling of high symmetry points and lines [30].

are shown on figure 1. Except for simple cubic lattice, the W-S cell is a complicated polyhedron. In the work of Oyamatsu and Yamada, the lattice spacing was defined as $a_{\text{Oy}} = \mathcal{V}_{\text{cell}}^{1/3}$, where $\mathcal{V}_{\text{cell}}$ is the volume of the W-S sphere. In the present work, we have defined the lattice spacing a for cubic lattices (cube length) such that the volume of the W-S polyhedron is equal to that of the sphere.

2.2 Single particle energy spectrum

For each given \mathbf{k} , equation (1) with boundary conditions (3) will admit a discrete set of eigenvalues \mathcal{E}_{α} (indexed by a Greek letter) referred as bands. Single particle energies will be ordered such that $\mathcal{E}_1 < \mathcal{E}_2 < \dots$ which guarantees that for a given band, say α , the energy $\mathcal{E}_{\alpha}\{\mathbf{k}\}$ will be continuous (besides it is analytic except for high symmetry points). Unlike the W-S approximation, the single particle energy spectrum in the Bloch case has a much more detailed structure.

It can be shown that the single particle energy is periodic in a “reciprocal” lattice [12] whose nodes are given by $\mathbf{K} = \ell_a \mathbf{l}^a$, where ℓ_a are integers and the dual basis is defined as

$$\mathbf{l}^a \cdot \mathbf{e}_b = 2\pi \delta^a_b. \quad (4)$$

This means in particular that equation (1) has only to be solved for each momentum \mathbf{k} , within a domain known as the first Brillouin zone (BZ), i.e. the W-S cell of the reciprocal lattice. By considering rotational symmetry, it can be shown that all the relevant information about the spectrum is contained within some “irreducible” domain of the BZ [13]. The solutions of Magierski et al [5] are only those associated with the center of the first Brillouin zone, namely $\mathbf{k} = \mathbf{0}$, provided the lattice is simple cubic (for body centered or face centered cubic structures, their solutions are not of the Bloch type).

We have solved the Schrödinger equation (1) with Bloch type boundary conditions (3) variationally by a finite plane wave expansion of the single particle wavefunctions

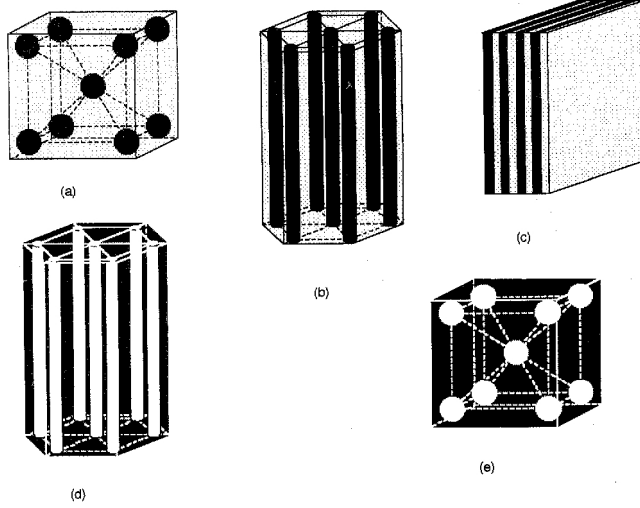


Figure 2: Nuclear configurations taken from [29]: (a) spherical nuclei in a body centered cubic lattice, (b) “spaghettis” in 2D hexagonal lattice, (c) “lasagna”, (d) “antispaghetti” in a 2D hexagonal lattice and (e) “bubbles” in a body centered cubic lattice.

[1]. In these calculations, spin-orbit coupling was neglected since it is much smaller than the central potential. The nuclear structures that we have considered are illustrated on figure 2.

2.3 Effective mass

The zero temperature many body ground state is merely obtained by filling all the single particle states whose energy $\mathcal{E}_\alpha\{\mathbf{k}\}$ is lower than the Fermi energy μ . For each density n , the Fermi energy μ is thus determined via the integral over the first Brillouin zone (BZ)

$$n = \frac{g}{(2\pi)^3} \sum_\alpha \int_{\text{BZ}} d^3k \vartheta\{\mu - \mathcal{E}_\alpha\{\mathbf{k}\}\} \quad (5)$$

where we have explicitly introduced the Fermi distribution by the Heaviside unit step distribution $\vartheta\{x\} = 1$ if $x > 0$ and zero otherwise, allowing each momentum state to be g -fold degenerate (here $g = 2$ to account for spin degeneracy). In particular, the ground state will be characterized by the Fermi surface bounding the occupied part of momentum space. In general the Fermi surface will consist of disconnected pieces, each piece being given by $\mathcal{E}_\alpha\{\mathbf{k}\} = \mu$.

Introducing the dripped or free neutron density n^f , the effective mass (from which the entrainment coefficients can be obtained) is defined [1] by the simple formula

$$\textcolor{red}{m}_\star = \frac{\textcolor{green}{n}^f}{\mathcal{K}}, \quad (6)$$

where the mobility scalar \mathcal{K} is given by (summation over energy bands is implicit)

$$\mathcal{K} = \frac{1}{3} \frac{g}{(2\pi)^3 \hbar} \oint_{\text{F}} v \, dS_{\text{F}}, \quad (7)$$

and the group velocity is defined by the usual expression

$$v^i = \frac{1}{\hbar} \frac{\partial \mathcal{E}}{\partial k_i}. \quad (8)$$

In the following sections, we have defined the dripped neutron states to be those states whose energy is positive $\mathcal{E}_\alpha\{\mathbf{k}\} > 0$ (the energy origin being taken as the value of the potential outside nuclei).

2.4 Wigner-Seitz approximation

The W-S cell of body or face centered (unlike simple) cubic lattice is a nearly spherical polyhedron, this is the origin of the so called W-S approximation [14], according to which the W-S cell is taken as a sphere and more or less arbitrary boundary conditions are applied on the single particle wave functions. For instance, the prescription given by Negele and Vautherin [11] required that on the sphere radius, radial wave functions with even orbital angular momentum quantum number l vanish and derivatives of the radial wave functions with odd l vanish, and the density was averaged in the vicinity of the cell edge in order to prevent the occurrence of unphysical density fluctuations. Within the current framework, the Floquet-Bloch theorem (3) ensures that the density defined by

$$\textcolor{green}{n}\{\mathbf{x}\} = \frac{g}{(2\pi)^3} \sum_{\alpha} \int_{\text{BZ}} d^3 \textcolor{green}{k} |\varphi_{\alpha \mathbf{k}}\{\mathbf{x}\}|^2 \vartheta\{\mu - \mathcal{E}_\alpha\{\mathbf{k}\}\} \quad (9)$$

possesses the lattice symmetry, the single particle wavefunctions being normalized as

$$\frac{1}{\mathcal{V}_{\text{cell}}} \int_{\text{cell}} d^3 \mathbf{x} |\varphi_{\alpha \mathbf{k}}\{\mathbf{x}\}|^2 = 1. \quad (10)$$

This means in particular that the density gradient $\nabla_i \textcolor{green}{n}\{\mathbf{T}\}$ will vanish whenever the crystal is left invariant under space inversion, which means that the density will

be nearly constant (to first order) inside nuclei. In cases for which \mathbf{x} belongs to a symmetry plane, the density gradient will have no components orthogonal to this plane. This means that the density profile will be essentially flat (to first order) around the cell boundary, along directions perpendicular to the W-S faces whenever the face is parallele to any symmetry plane. This is true for the simple cubic and face centered cubic W-S cells. This is also true for the body centered cubic W-S cell excluding the hexagonal faces.

3 Numerical methods

3.1 Brillouin zone integrations

Brillouin zone integrations are involved in many solid state physics calculations, as for instance in the particle density (9). Analytic expressions for the integrand are usually unknown (except for a few academic cases), therefore one has to rely on numerical schemes based on discrete summations. Since the solution of the Schrödinger equation to obtain the energy bands, is the most time consuming part of any solid state calculations, several techniques have been developed in order to compute these integrals with the smallest number of terms. One of the most successful methods, which was pioneered by Baldereshi [15] and subsequently improved by Chadi-Cohen [16], is based on a weighted sum over a set of special symmetry points. The main idea relies on the fact that a function $f\{\mathbf{k}\}$ which has the full symmetry of the reciprocal lattice, can be expanded over symmetrized plane waves (in the following we shall consider only cubic structures, for which there is no glide plane or screw symmetry axis [30])

$$f\{\mathbf{k}\} = \sum_s \tilde{f}_s \frac{1}{|\mathcal{P}|} \sum_{\mathcal{P}} e^{i\mathcal{P}\mathbf{T}_s \cdot \mathbf{k}}, \quad (11)$$

where \mathcal{P} is any rotation of the lattice and $|\mathcal{P}|$ their number (lattice vectors are ordered as $|\mathbf{T}_{s_1}| \geq |\mathbf{T}_{s_2}|$ whenever $s_1 > s_2$). The integral of this function over the first Brillouin zone is rewritten as a sum over a set of unequivalent points \mathbf{k}_j (irreducible stars) with weight $w\{\mathbf{k}_j\}$:

$$\tilde{f}_0 = \frac{1}{\mathcal{V}_{\text{BZ}}} \int_{\text{BZ}} f\{\mathbf{k}\} d^3k = \sum_{j=1}^N w\{\mathbf{k}_j\} f\{\mathbf{k}_j\} + R_N, \quad (12)$$

$$\sum_{j=1}^N w\{\mathbf{k}_j\} = 1 \quad (13)$$

where the residual R_N is given by

$$R_N = - \sum_{s>0} \tilde{f}_s \sum_{j=1}^N w\{\mathbf{k}_j\} \frac{1}{|\mathcal{P}|} \sum_{\mathcal{P}} e^{i\mathcal{P}\mathbf{T}_s \cdot \mathbf{k}_j}. \quad (14)$$

By choosing the points \mathbf{k}_j such that all plane waves are exactly zero for all s up to some largest s_{\max} , the residual will contain only terms with lattice vectors $|\mathbf{T}| \geq |\mathbf{T}_{s_{\max}}|$ for which the contribution will be vanishingly small provided the function is sufficiently smooth. Eventually the integral is approximated by

$$\frac{1}{\mathcal{V}_{\text{BZ}}} \int_{\text{BZ}} f\{\mathbf{k}\} d^3k \simeq \sum_{j=1}^N w\{\mathbf{k}_j\} f\{\mathbf{k}_j\}. \quad (15)$$

The determination of these special points \mathbf{k}_j and their associated weights $w\{\mathbf{k}_j\}$ was rather complicated in the first scheme involving a recursion process. Several authors have provided formulae (see [17] and references therein).

The convergence of the discrete sum with respect to the number of special points is exponential for smooth integrands and an error of less than one per cent can be attained within a few points only. Unfortunately the presence of a sharp Fermi surface (especially in any metallic solid) introduces discontinuities in the integrands which spoil the convergence. This method is thereby most satisfactory for insulating materials and semiconductors. Nevertheless, accurate results can still be obtained with a small number of special points by “smearing” the Fermi surface [18]. Since the volume of the first Brillouin zone and of the Wigner-Seitz cell are related by

$$\mathcal{V}_{\text{BZ}} = \frac{(2\pi)^3}{\mathcal{V}_{\text{cell}}}, \quad (16)$$

the number of special points for a given precision is smaller for larger cells. We have tested the special point method by calculating the following integral

$$\frac{1}{\mathcal{V}_{\text{BZ}}} \int_{\text{BZ}} k^2 d^3k, \quad (17)$$

which is equal to $1/4$, $3/8$, $19/32$ in units of $(2\pi/a)^2$ for simple cubic, body centered cubic and face centered cubic lattice respectively. The convergence is illustrated on figure 3. We have also shown on figure 4 how the smearing procedure of Methfessel et al [18] could improve the convergence in the extreme case of one single

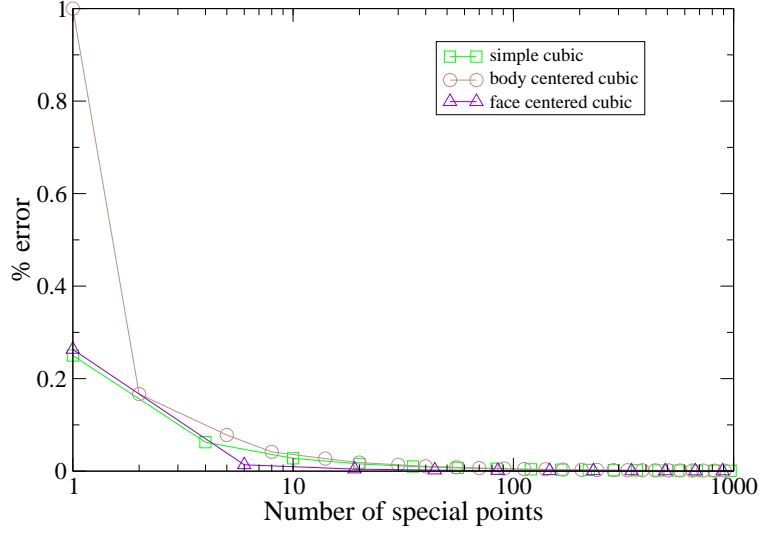


Figure 3: Relative error in the computation of integrals (17) with respect to the number of points

special point, by computing the density n as a function of the Fermi energy μ defined in equation (5) in the “empty” lattice model for which we have

$$n = \frac{1}{3\pi^2} \left(\frac{\sqrt{2m\mu}}{\hbar} \right)^3 \quad (18)$$

3.2 Fermi energy

The determination of the Fermi energy is numerically expensive as it requires the calculation of all occupied single particle states (unlike the effective mass which depends only on the highest occupied states on the Fermi surface). The computational cost is significant since the number of levels is of the order of several hundreds up to nearly one thousand. On the other hand, state of the art band structure methods can only reproduce a few bands. Nonetheless an estimate of the Fermi energy with an accuracy of a few percents can still be easily obtained as follows. First, among all occupied states, one should distinguish between core states whose wavefunction is localised in the neighborhood of nuclei and valence or conduction states whose wavefunction extends over all space. The core states are easily obtained by finding the bound states of one isolated nucleus. Having found the number of such states, let’s say N_{core} , equation (5) can be written as

$$n = \frac{g}{(2\pi)^3} \mathcal{V}_{\text{BZ}} N_{\text{core}} + \frac{g}{(2\pi)^3} \sum_{\alpha} \int_{\text{BZ}} d^3k \vartheta\{\mu - \mathcal{E}_{\alpha}\{\mathbf{k}\}\} \vartheta\{\mathcal{E}_{\alpha}\{\mathbf{k}\} - \mathcal{E}_{\text{core}}\}, \quad (19)$$

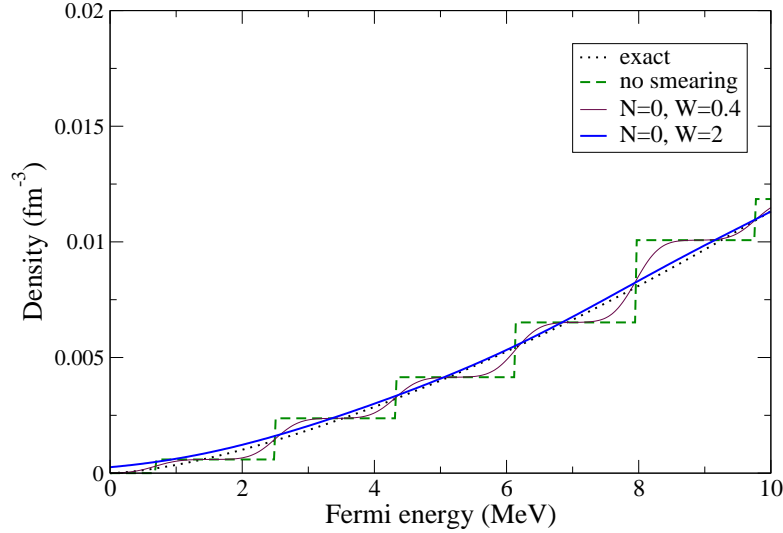


Figure 4: Density as a function of the Fermi energy for the “empty” lattice model (body centered cubic lattice, lattice parameter=30 fm), with one single special point and with different smearing parameters (N is the number of approximants and W is the smearing width, see [18] for the details)

where $\mathcal{E}_{\text{core}}$ is the energy of the highest core state. The determination of the Fermi energy is essentially a state counting procedure which becomes less and less sensitive to the detailed structure of the energy spectrum as the number of particles is increased. Consequently assuming that the valence states can be roughly described as non interacting particles, the previous equation thus leads to the following estimate:

$$\mu \simeq \mathcal{E}_{\text{core}} + \frac{\hbar^2}{2m} \left((n - n_{\text{core}}) \frac{6\pi^2}{g} \right)^{2/3}, \quad (20)$$

where from (16) $n_{\text{core}} = gN_{\text{core}}/\mathcal{V}_{\text{cell}}$. This was compared to the value obtained by direct integrations of (5) via special points. We found that the relative discrepancy was below 1% compared to integration via special points. Since the summation in equation (5) involves several hundred bands, the density is not very sensitive to the detailed spectrum around the Fermi level. Consequently, the density was not sensitive to the smearing procedure used in the special point integration scheme.

3.3 Fermi surface integrations

Calculations of the effective mass (6) require a fine mesh sampling of the Fermi surface. One of the most accurate methods for performing Fermi surface integrations is based on the Gilat-Raubenheimer (GR) scheme [19]. The integration over the Fermi surface is first reduced by symmetry to the irreducible wedge of the first Brillouin zone which

is partitionned into microcells. The integral is thereby discretized as a sum over the microcells with suitable weight factors to account for the fact that microcells may overfill each wedge. The Fermi surface is then approximated by a plane inside the microcells which it intersects, so that the integration within each cell can be calculated analytically [20].

We have implemented the original linear extrapolation method with cubic cells [21]. The energy is linearly extrapolated from the values of the energy and velocity at the center of the cell. This scheme therefore requires the energy bands as well as their gradients, whose evaluation with plane waves is straightforward via the Hellmann-Feynman theorem [22]. The GR method seems to be not so popular as the tetrahedron method in solid state physics, in which the irreducible domain is divided into tetrahedra and the energy is linearly interpolated from its values at the four corners of each tetrahedron [23][24]. One of the main reasons is that the calculation of the velocity may be computationally expensive with more elaborate basis functions than plane waves. Nevertheless the linear extrapolation of the energy within the GR method, which is a first order Taylor expansion around the cell center, is a better approximation than an interpolation. Since in the present case the integrand in equation (7) involves the energy gradient, the GR method seems much more appropriate. Besides interpolation faces the band crossing problem: the ordering of the energy bands with increasing energy ensures that the energy is continuous for a given band but does not prevent discontinuities in the energy gradient from occurring. Unlike extrapolation, interpolation will yield an incorrectly small gradient resulting in a loss of convergence (see [25][26][27] for a discussion about systematic errors).

In order to test this scheme, we have employed the “cubium” toy model, *i.e.* a simple cubic crystal with one single s band whose momentum dispersion in cartesian coordinates is given by $\mathcal{E}\{\mathbf{k}\} = -(\cos k_x + \cos k_y + \cos k_z)$. Analytic expressions for the density of states, defined by

$$\mathcal{N}\{\mathcal{E}\} = \frac{dn}{d\mathcal{E}} = \frac{g}{(2\pi)^3 \hbar} \oint \frac{dS_{\mathcal{E}}}{v}. \quad (21)$$

are available in terms of the elliptic integral of the first kind [28]. As can be seen on figure 5 ($g = 2$) the GR method yields results in very good agreement with the analytic expressions, in particular in the vicinity of the critical points associated with $v = 0$ (producing the “kinks” in the density of states).

4 Results

We have considered the three types of cubic lattices, namely simple cubic, face centered cubic and body centered cubic for spherical nuclei and bubbles (*i.e.* periodic lattice of “holes” containing dripped neutrons in uniform nuclear matter). We have defined the dripped neutron density by counting the states whose single particle energy is larger

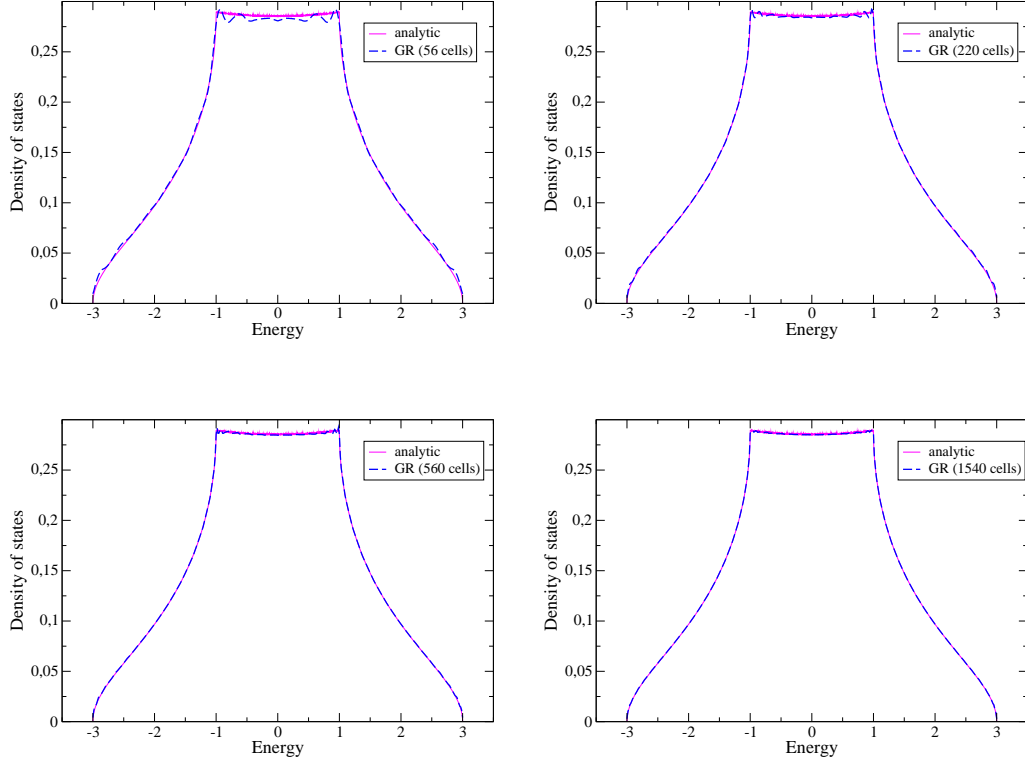


Figure 5: Density of states of the cubium model computed with the GR method and compared with the analytic expressions given by Morita et al [28]

than the value of the single particle potential outside nuclei (the same prescription is used for the hole phases). We have compared the Fermi surface area and mobility scalar with their expressions for non interacting particles with the total neutron density n (it must be remarked that the dripped neutron density n^f is very close to the total density n):

$$S_{\text{gas}} = 4\pi g(6\pi^2 n/g)^{2/3} \quad (22)$$

$$\mathcal{K}_{\text{gas}} = \frac{n}{m}. \quad (23)$$

The Fermi surface integrations have been carried out with of the order of $\sim 10^3$ cubic cells, for which the relative deviation was a few percents as shown on figures 6 and 7.

We have found that the Fermi surface area is strongly reduced in the outer layers, as a consequence of the opening of band gaps in the single particle energy spectrum, whereas it tends to its uniform expression (22) near the crust-core interface as illustrated on figure 8. As a remark the enclosed volume depends only on the density as is easily seen on equation (5). The dependence on the lattice structure is rather weak. Likewise the effective mass m_\star shown on figure 9 has been found to be greatly enhanced due to Bragg scattering, reaching $m_\star \sim 14m$ at a total baryon density $n_b = 0.03 \text{ fm}^{-3}$.

Deeper inside the crust, the renormalization is smaller, tending to $m_\star \sim m$ at very high density as the single particle potential tends to a constant. We have also shown on figure 10 the transverse effective neutron mass in the “exotic” phases [1] including the “antispaghetti” layer, where non spherical nuclei occur (only the velocity components respectively perpendicular to the slabs or to the rods, for the “lasagna” or “(anti)spaghetti” phases are included in equation (7) for the mobility scalar ; the other velocity components have the same expressions as those of a noninteracting gas and therefore the corresponding effective mass coincide with the ordinary mass). Numerical results are summarized in appendix A.

It is quite instructive to evaluate the mean Fermi velocity \bar{v}_{F} defined by

$$\bar{v}_{\text{F}} = \frac{1}{S_{\text{F}}} \oint_{\text{F}} v \, dS_{\text{F}}. \quad (24)$$

It is readily seen that it is expressible, in terms of the Fermi surface area S_{gas} and Fermi velocity v_{gas} of the non interacting neutron gas, as

$$\frac{\bar{v}_{\text{F}}}{v_{\text{gas}}} = \frac{S_{\text{gas}}}{S_{\text{F}}} \frac{m}{m_\star} \frac{n}{n^f}. \quad (25)$$

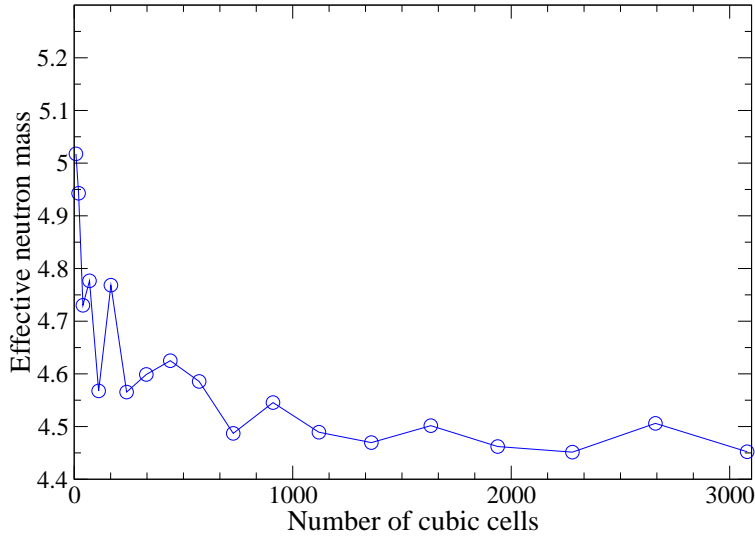


Figure 6: Convergence of the effective neutron mass m_\star/m with respect to the number of GR cells, for density $n_b = 0.055 \text{ fm}^{-3}$ with nuclei in a body centered cubic lattice

For instance, at the lowest density we considered, namely $n_b = 0.03 \text{ fm}^{-3}$, the mean Fermi velocity is about one third the Fermi velocity of the gas. The ratio increases to one half at $n_b = 0.055 \text{ fm}^{-3}$ and tends to one as the density approaches the crust-core transition density. This is a clear and intuitive manifestation of Bragg scattering. We have also computed the density of states and it is found to be not much affected as a result of a reduction in both the Fermi velocity and the Fermi surface area.

5 Conclusion

We have considered the band effects in neutron star crust induced by Bragg scattering of dripped neutrons upon the solid lattice of nuclei. This is the analog in a nuclear context, of a well known phenomenon in ordinary solid state physics whereby valence electrons are being scattered by ions leading to an understanding of semiconductor band gaps. Based on a mean field model with Bloch type boundary conditions, we have computed the effective dripped neutron mass m_\star necessary for evaluating the entrainment coefficients in hydrodynamical descriptions of neutron stars. The results obtained in this paper suggest that the entrainment effect resulting from the coupling of the neutron fluid to the crust may be quite strong in the deep layers of a neutron star but becomes negligible near the crust-core boundary where nuclei merge into a uniform mixture of neutrons, electrons and protons (and perhaps of some other mesons). We have also found that the lattice structure plays a minor role. However the differences are significant between 3D crystals and the 1D or 2D liquid crystal configurations that were previously studied within the same model (respectively slab shaped and rod like nuclei).

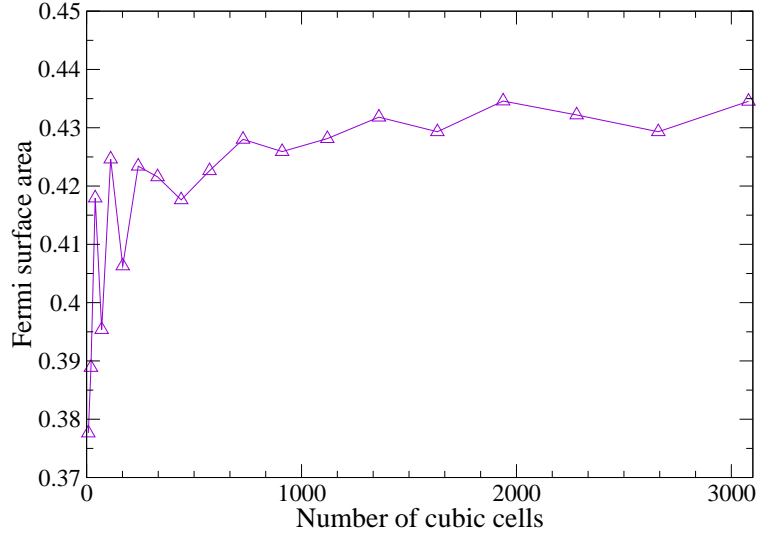


Figure 7: Convergence of the Fermi surface area S/S_{gas} with respect to the number of GR cells, for density $n_b = 0.055 \text{ fm}^{-3}$ with nuclei in a body centered cubic lattice

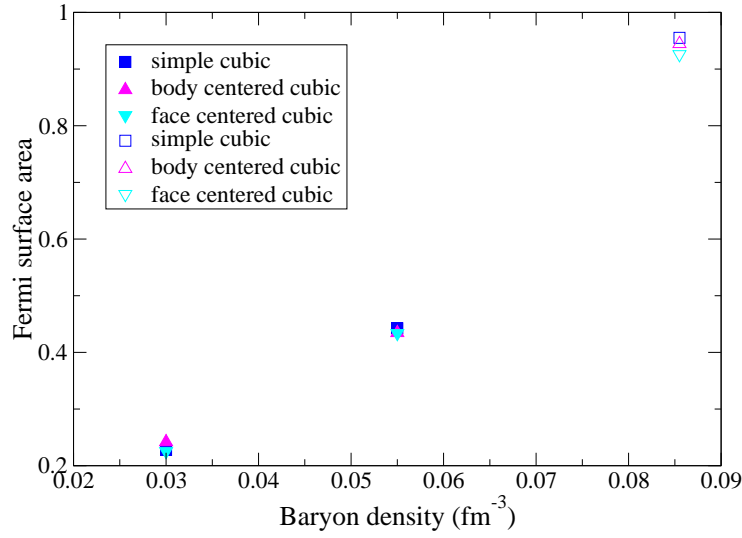


Figure 8: Neutron Fermi surface area S_F/S_{gas} for configurations with spherical nuclei (filled symbols) and bubbles (unfilled symbols) in cubic lattices

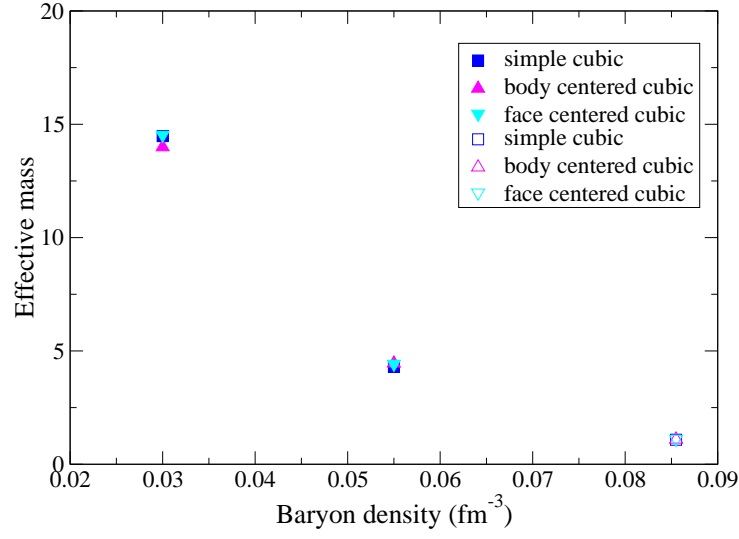


Figure 9: Effective neutron mass m_{\star}/m for configurations with spherical nuclei (filled symbols) and bubbles (unfilled symbols) in cubic lattices

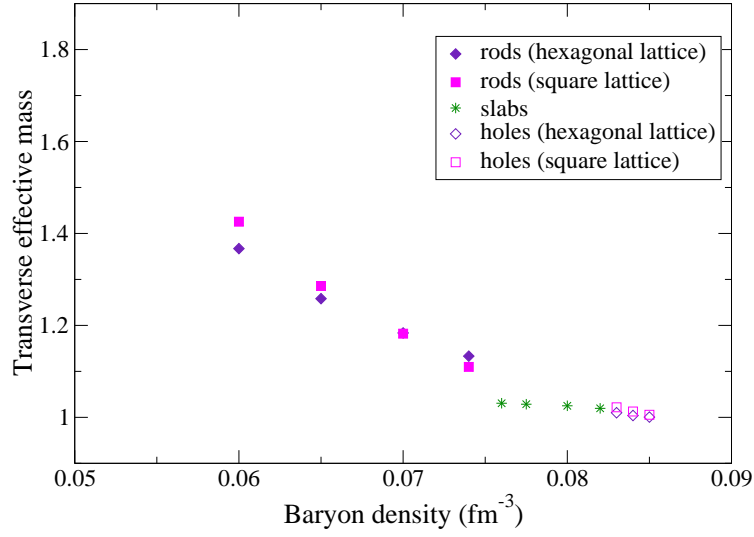


Figure 10: Transverse effective neutron mass m_{\star}^{\perp}/m for “exotic” configurations

In these calculations, we have assimilated the inner crust to an ideal crystal. Deviations from this configuration due to impurities, defects or disorder will open new gaps in the energy spectrum by breaking the crystal symmetry hence raising the effective mass. The present calculations therefore yield lower bounds for the effective mass.

Those results suggest that Bragg scattering may not be negligible in neutron star crust as has been implicitly assumed so far. The implementation of Bloch type boundary conditions within more realistic models should therefore be considered.

Acknowledgements

The author would like to thank Brandon Carter and Pawel Haensel for instructive conversations.

APPENDICE

A Numerical results

Effective dripped neutron mass m_\star for spherical nuclei and bubbles in a body centered cubic lattice:

$n_b (\text{fm}^{-3})$	$n (\text{fm}^{-3})$	n^f/n	m_\star/m
0.03	0.029	0.94	14.0
0.055	0.053	0.95	4.5
0.0855	0.0826	0.98	1.07

Transverse effective dripped neutron mass for “pasta” phases: “spaghettis” (hexagonal lattice), “lasagna” and cylinder holes (hexagonal lattice):

$n_b (\text{fm}^{-3})$	$n (\text{fm}^{-3})$	n^f/n	m_\star^\perp/m
0.06	0.0581	0.9553	1.352
0.065	0.063	0.9578	1.242
0.07	0.0678	0.9606	1.174
0.074	0.0716	0.9633	1.131
0.076	0.0735	0.9634	1.031
0.0775	0.0749	0.9646	1.029
0.08	0.0773	0.9666	1.025
0.082	0.0792	0.9687	1.020
0.083	0.0802	0.9734	1.010
0.084	0.0811	0.9746	1.004
0.085	0.0821	0.9762	1.001

References

- [1] B. Carter, N. Chamel & P. Haensel, “Entrainment coefficient and effective mass for conduction neutrons in neutron star crust” [nucl-th/0402057]
- [2] A. F. Andreev, E. P. Bashkin, “Three velocity hydrodynamics of superfluid solutions”, *Sov. Phys. JETP* **42** (1976) 164-167.
- [3] C. J. Pethick, D. G. Ravenhall, “Matter at large neutron excess and the physics of neutron star crusts”, *Annu. Rev. Part. Sci.* **45** (1995) 429-484.

- [4] D. G. Yakovlev, A. D. Kaminker, O. Y. Gnedin, P. Haensel, “Neutrino emission from neutron stars”, *Phys. Rep.* **V354, I1-2** (2001), 1-155.
- [5] P. Magierski & P. H. Heenen, “Structure of the inner crust of neutron stars: crystal lattice or disordered phase?”, *Phys. Rev. C* **V65** (2002) 045804, 1-13.
- [6] F. Montani, C. May, H. M  ther, “Mean field and pairing properties in the crust of neutron stars”, [nucl-th/0401024]
- [7] K. Oyamatsu, M. Yamada, “Shell energies of non-spherical nuclei in the inner crust of a neutron star”, *Nucl. Phys.* **A578** (1994), 181-203.
- [8] B. Carter, N. Chamel & P. Haensel, “Effect of BCS pairing on entrainment in superfluid current of neutrons in neutron star crust”, *article in preparation*
- [9] M. Borumand, R. Joynt, W. Kluzniak, “superfluid densities in neutron star matter”, *Phys. Rev. C* **V54-N5** (1996) 2745-2750.
- [10] G. L. Comer, R. Joynt, “A relativistic mean field model for entrainment in general relativistic superfluid neutron stars”, *Phys. Rev. D* **68** (2003), 023002 [gr-qc/0212083]
- [11] J. W. Negele, D. Vautherin, “Neutron star matter at sub nuclear densities”, *Nucl. Phys.* **A207** (1973), 298-320.
- [12] Ashcroft & Mermin, *Solid State Physics* (Holt-Saunders International Editions, 1981)
- [13] S. K. Kim, *Group theoretical methods and applications to molecules and crystals* (Cambridge University Press, 1999)
- [14] E. P. Wigner & F. Seitz “On the constitution of metallic sodium”, *Phys. Rev.* **V43-I10**, (1933) 804-810 ; *Phys. Rev.* **V46-I6**, (1934) 509-524.
- [15] A. Baldereschi, “Mean value point in the Brillouin zone”, *Phys. Rev. B* **V7-N12** (1973), 5212-5215.
- [16] D. J. Chadi, M. L. Cohen, “Special points in the Brillouin zone”, *Phys. Rev. B* **V8-N12** (1973), 5747-5753.
- [17] J. Hama & M. Watanabe, “General formulae for the special points and their weighting factors in k-space integration” *J. Phys.: Condens. Matter* **4** (1992), 4583-4594.
- [18] M. Methfessel & A. T. Paxton, “High-precision sampling for Brillouin zone integration in metals” *Phys. Rev. B* **V40-I6** (1989), 3616-3621.
- [19] *Computational methods in band theory*, edited by P. M. Marcus, J. F. Janak, A. R. Williams (Plenum, New York, 1971), 323-339.

- [20] G. Gilat, “General analytic method of zone integration for joint densities of states in metals”, *Phys. Rev. B* **V26-N4** (1981), 2243-2246.
- [21] G. Gilat & L.J. Raubenheimer “Acurate Numerical Method for Calculating Frequency distribution Functions in Solids”, *Phys. Rev.* **V144, N2** (1966), 390-395 ; erratum: G. Gilat & L.J. Raubenheimer “Acurate Numerical Method for Calculating Frequency distribution Functions in Solids”, *Phys. Rev.* **V147, N2** (1966), 670.
- [22] R. Feynman, “Forces in molecules”, *Phys. Rev.* **V56-I4** (1939) 340-343.
- [23] G. Lehmann, P. Rennert, M. taut, H. Wonn, *Phys. Status Solidi* **37** (1970) K27 ; G. Lehmann, M. Taut, *Phys. Status Solidi* **54** (1972) 469.
- [24] O. Jepsen and O. K. Andersen, *Solid State Comm.* **9** (1971), 1763.
- [25] G. Gilat, “Interpolation versus extrapolation in the Brillouin zone integration schemes”, *Phys. Rev. B* **V7-N2** (1972), 891-892.
- [26] G. Gilat, N. R. Bharatiya, “Tetrahedron method of zone integration: inclusion of matrix elements”, *Phys. Rev. B* **V12-N8** (1975), 3479-3481.
- [27] G. Gilat, “Analysis of methods for calculating spectral properties in solids”, *J. Comp. Phys.* **10** (1972), 432-465.
- [28] T. Morita, T. Horiguchi, “Lattice Green’s functions for the cubic lattices in terms of the complete elliptic integral”, *J. Math. Phys.* **V12-N6** (1971), 981-986.
- [29] K. Oyamatsu, “Nuclear shapes in the inner crust of a neutron stars”, *Nucl. Phys. A* **561** (1993) 431-452.
- [30] G. F. Koster, “Space Groups and Their Representations”, Solid State Physics, **Vol 5**, F. Seitz & D. Turnbull editors, Academic Press Inc., Publishers New York (1957)