

MODELS OF MESON-BARYON REACTIONS IN THE NUCLEON RESONANCE REGION

T.-S. H. LEE¹, A. MATSUYAMA², T. SATO³

¹ *Physics Division, Argonne National Laboratory Argonne, IL 60439, USA*

² *Department of Physics, Schizuoka University, Schizuoka, Japan*

³ *Department of Physics, Osaka University, Osaka, Japan*

It is shown that most of the models for analyzing meson-baryon reactions in the nucleon resonance region can be derived from a Hamiltonian formulation of the problem. An extension of the coupled-channel approach to include $\pi\pi N$ channel is briefly described and some preliminary results for the $N^*(1535)$ excitation are presented.

1. Introduction

With very successful experimental efforts in the past few years, we are now facing a challenge to interpret very extensive data of electromagnetic meson production reactions in terms of the structure of nucleon resonances (N^*). To achieve this goal, we need to perform amplitude analyses of the data in order to extract N^* parameters. We also need to develop reaction models to analyze the dynamical content of the extracted N^* parameters. At the present time, we can use the N^* data to test the predictions from various QCD-based hadron models. In the near future, we hope to understand N^* parameters from Lattice QCD.

In the Δ region, both the amplitude analyses and dynamical reaction models have been well developed. We find that these two efforts are complementary. For example, the $\gamma N \rightarrow \Delta$ M1 transition strength extracted from all amplitude analyses is $G_M(0) = 3.18 \pm 0.04$ which is about 40 % larger than the constituent quark model prediction. This difference is understood^{1,2} by developing dynamical reaction models within which one can show that the discrepancy is due to the pion cloud which is not included in the commonly considered constituent quark model prediction.

In the second and third resonance regions, the situation is much more complicated because of many open channels. It is necessary to develop coupled-channel approaches for learning about the N^* properties. The

main objective of this contribution is to review the development in this direction. We will also describe a newly developed coupled-channel model which is aimed at accounting for rigorously the $\pi\pi N$ unitarity condition.

In section 2, we will introduce a Hamiltonian formulation within which most of the current models of electromagnetic meson production reactions can be derived and compared. The extension of the coupled-channel approach to account for explicitly the $\pi\pi N$ channel is then described in section 3. A summary is given in section 4.

2. Derivation of Models

The starting point of our derivation is to assume that the meson-baryon (MB) reactions can be described by a Hamiltonian of the following form

$$H = H_0 + V, \quad (1)$$

where H_0 is the free Hamiltonian and

$$V = v^{bg} + v^R. \quad (2)$$

Here v^{bg} is the non-resonant(background) term due to the mechanisms such as the tree-diagram mechanisms illustrated in Fig. 1(a)-(d), and v^R describes the N^* excitation Fig. 1(e). Schematically, the resonant term can be written as

$$v^R(E) = \sum_{N_i^*} \frac{\Gamma_i^\dagger \Gamma_i}{E - M_i^0}, \quad (3)$$

where Γ_i defines the decay of the i -th N^* state into meson-baryon states, and M_i^0 is a mass parameter related to the resonance position.

The next step is to define a channel space spanned by the considered meson-baryon (MB) channels: γN , πN , ηN , $\pi\Delta$, ρN , σN , \dots . The S-matrix of the meson-baryon reaction is defined by

$$S(E)_{a,b} = \delta_{a,b} - 2\pi i \delta(E - H_0) T_{a,b}(E), \quad (4)$$

where (a, b) denote MB channels, and the scattering T-matrix is defined by the following coupled-channel equation

$$T_{a,b}(E) = V_{a,b} + \sum_c V_{a,c} g_c(E) T_{c,b}(E). \quad (5)$$

Here the meson-baryon propagator of channel c is

$$g_c(E) = \langle c | g(E) | c \rangle$$

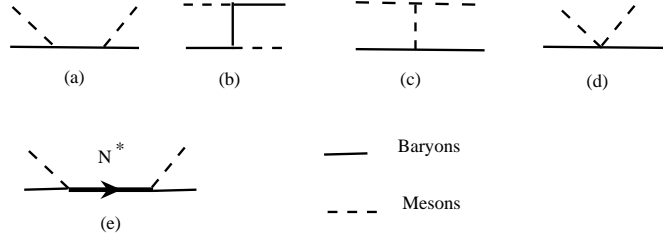


Figure 1. Tree diagrams for meson-baryon reactions. N^* is a nucleon resonance state.

with

$$g(E) = \frac{1}{E - H_0 + i\epsilon} = g^P(E) - i\pi\delta(E - H_0), \quad (6)$$

where

$$g^P(E) = \frac{P}{E - H_0}. \quad (7)$$

Here P denotes taking the principal-value part of any integration over the propagator. If $g(E)$ in Eq.(5) is replaced by $g^P(E)$, we then define the K-matrix which is related to T-matrix by

$$T_{a,b}(E) = K_{a,b}(E) - \sum_c T_{a,c}(E)[i\pi\delta(E - H_0)]_c K_{c,b}(E). \quad (8)$$

By using the two potential formulation, one can cast Eq.(5) into

$$T_{a,b}(E) = t_{a,b}^{bg}(E) + t_{a,b}^R(E) \quad (9)$$

with

$$t_{a,b}^R(E) = \sum_{N_i^*, N_j^*} \bar{\Gamma}_{N_i^*, a}^\dagger(E)[G(E)]_{i,j} \bar{\Gamma}_{N_j^*, b}(E). \quad (10)$$

The first term of Eq.(9) is determined only by the non-resonant interaction

$$t_{a,b}^{bg}(E) = v_{a,b}^{bg} + \sum_c v_{a,c}^{bg} g_c(E) t_{c,b}^{bg}(E). \quad (11)$$

The resonant amplitude Eq.(10) is determined by the dressed vertex

$$\bar{\Gamma}_{N^*,a}(E) = \Gamma_{N^*,a} + \sum_b \Gamma_{N^*,b} g_b(E) t_{b,a}^{bg}(E), \quad (12)$$

and the dressed propagator

$$[G(E)^{-1}]_{i,j}(E) = (E - M_{N_i^*}^0) \delta_{i,j} - \Sigma_{i,j}(E). \quad (13)$$

Here $M_{N^*}^0$ is the bare mass of the resonance state N^* , and the self-energy is

$$\Sigma_{i,j}(E) = \sum_a \Gamma_{N^*,a}^\dagger g_a(E) \bar{\Gamma}_{N_j^*,a}(E). \quad (14)$$

Note that the meson-baryon propagator $g_a(E)$ for channels including an unstable particle, such as $\pi\Delta$, ρN and σN , must be modified to include a width. In the Hamiltonian formulation, this amounts to the following replacement

$$g_a(E) \rightarrow \langle a | \frac{1}{E - H_0 - \Sigma_V(E)} | a \rangle, \quad (15)$$

where the energy shift is

$$\Sigma_V(E) = \sum_i \Gamma_V^\dagger(i) \frac{P_{\pi\pi N}}{E - H_0 + i\epsilon} \Gamma_V(i). \quad (16)$$

Here Γ_V describes the decay of ρ , σ or Δ in the quasi-particle channels.

Eq.(5), Eqs.(9)-(16), and Eq.(8) are the starting points of our derivations. From now on, we consider the formulation in the partial-wave representation. The channel labels, (a, b, c) , will also include the usual angular momentum and isospin quantum numbers.

2.1. Unitary Isobar Model (UIM)

2.1.1. MAID

The Unitary Isobar Model developed³ by the Mainz group is based on the on-shell relation Eq.(8). By including only one hadron channel, πN (or ηN), Eq.(8) leads to

$$T_{\pi N, \gamma N} = e^{i\delta_{\pi N}} \cos \delta_{\pi N} K_{\pi N, \gamma N}. \quad (17)$$

where $\delta_{\pi N}$ is the pion-nucleon scattering phase shift. By further assuming that $K = V = v^{bg} + v^R$, one can cast the above equation into the following form

$$T_{\pi N, \gamma N}(UIM) = e^{\delta_{\pi N}} \cos \delta_{\pi N} [v_{\pi N, \gamma N}^{bg}] + \sum_{N_i^*} T_{\pi N, \gamma N}^{N_i^*}(E). \quad (18)$$

The non-resonant term v^{bg} in Eq.(18) is calculated from the standard Born terms but with an energy-dependent mixture of pseudo-vector (PV) and pseudo-scalar (PS) πNN coupling and the ρ and ω exchanges. For resonant terms in Eq.(18), MAID uses the following Walker's parameterization⁵

$$T_{\pi N, \gamma N}^{N^*}(E) = f_{\pi N}^i(E) \frac{\Gamma_{tot} M_i e^{i\Phi}}{M_i^2 - E^2 - i M_i \Gamma_{tot}} f_{\gamma N}^i(E) \bar{A}^i, \quad (19)$$

where $f_{\pi N}^i(E)$ and $f_{\gamma N}^i(E)$ are the form factors describing the decays of N^* , Γ_{tot} is the total decay width, \bar{A}^i is the $\gamma N \rightarrow N^*$ excitation strength. The phase Φ is required by the unitary condition and is determined by an assumption relating the phase of the total production amplitude to the πN phase shift and inelasticity.

2.1.2. JLab/Yerevan UIM

The Jlab/Yerevan UIM⁴ is similar to MAID. But it implements the Regge parameterization in calculating the amplitudes at high energies. It also uses a different procedure to unitarize the amplitudes.

Both MAID and JLab/Yerevan UIM have been applied extensively to analyze the data of π and η production reactions. Very useful new information on N^* have been extracted.

2.2. Multi-channel *K-matrix* models

2.2.1. SAID

The model employed in SAID⁶ is based on the on-shell relation Eq.(8) with three channels: γN , πN , and $\pi \Delta$ which represents all other open channels. The solution of the resulting 3×3 matrix equation can be written as

$$T_{\gamma N, \pi N}(SAID) = A_I(1 + iT_{\pi N, \pi N}) + A_R T_{\pi N, \pi N}, \quad (20)$$

where

$$A_I = K_{\gamma N, \pi N} - \frac{K_{\gamma N, \pi \Delta} K_{\pi N, \pi N}}{K_{\pi N, \pi \Delta}}, \quad (21)$$

$$A_R = \frac{K_{\gamma N, \pi \Delta}}{K_{\pi N, \pi \Delta}}. \quad (22)$$

In actual analysis, they simply parameterize A_I and A_R as

$$A_I = [v_{\gamma N, \pi N}^{bg}] + \sum_{n=0}^M \bar{p}_n z Q_{l_\alpha+n}(z), \quad (23)$$

$$A_R = \frac{m_\pi}{k_0} \left(\frac{q_0}{k_0}\right)^{l_\alpha} \sum_{n=0}^N p_n \left(\frac{E_\pi}{m_\pi}\right)^n, \quad (24)$$

where k_0 and q_0 are the on-shell momenta for pion and photon respectively, $z = \sqrt{k_0^2 + 4m_\pi^2}/k_0$, $Q_L(z)$ is the legendre polynomial of second kind, $E_\pi = E_\gamma - m_\pi(1 + m_\pi/(2m_N))$, and p_n and \bar{p}_n are free parameters. SAID calculates $v_{\gamma N, \pi N}^{bg}$ of Eq.(23) from the standard PS Born term and ρ and ω exchanges. The empirical πN amplitude $T_{\pi N, \pi N}$ needed to evaluate Eq.(20) is also available in SAID.

Once the parameters \bar{p}_n and p_n in Eqs.(23)-(24) are determined, the N^* parameters are then extracted by fitting the resulting amplitude $T_{\gamma N, \pi N}$ at energies near the resonance position to a Breit-Wigner parameterization(similar to Eq.(19)). Very extensive data of pion photoproduction have been analyzed by SAID. The extension of SAID to also analyze pion electroproduction data is being pursued.

2.2.2. Giessen Model

The coupled-channel model developed by the Giessen group⁷ can be obtained from Eq.(8) by taking the approximation $K = V$. This leads to a matrix equation involving only the on-shell matrix elements of V

$$T_{a,b}(Giessen) = \sum_c [(1 + iV(E))^{-1}]_{a,c} V_{c,b}(E). \quad (25)$$

The interaction $V = v^{bg} + v^R$ is evaluated from tree-diagrams of various effective lagrangians. The form factors, coupling constants, and resonance parameters are adjusted to fit both the πN and γN reaction data. They include up to 5 channels in some fits, and have identified several new N^* states. But further confirmations are needed to establish their findings conclusively.

2.2.3. KSU Model

The Kent State University (KSU) model⁸ can be derived by noting that the non-resonant amplitude t^{bg} , defined by a *hermitian* v^{bg} in Eq.(11), define

a S-matrix with the following properties

$$S_{a,b}^{bg}(E) = \delta_{a,b} - 2\pi i \delta(E - H_0) t_{a,b}^{bg}(E) \quad (26)$$

$$= \sum_c \omega_{a,c}^{(+)\dagger}(E) \omega_{c,b}^{(+)}(E), \quad (27)$$

where the non-resonant scattering operator is

$$\omega_{a,c}^{(+)}(E) = \delta_{a,c} + g_a(E) t_{a,c}^{bg}(E). \quad (28)$$

With some derivations, the S-matrix Eq.(4) and the scattering T-matrix defined by Eqs.(9)-(14) can then be cast into following form

$$S_{a,b}(E) = \sum_{c,d} \omega_{a,c}^{(+)\dagger}(E) R_{c,d}(E) \omega_{c,b}^{(+)}(E), \quad (29)$$

with

$$R_{c,d}(E) = \delta_{c,d} + 2iT_{c,d}^R(E). \quad (30)$$

$$(31)$$

Here we have defined

$$T_{c,d}^R(E) = \sum_{i,j} \Gamma_{N_i^*,c}^\dagger(E) [G(E)_{i,j} \Gamma_{N_j^*,d}(E)]. \quad (32)$$

The above set of equations is identical to that used in the KSU model of Ref.⁸. In practice, the KSU model fits the data by parameterizing T^R as a Breit-Wigner resonant form $T^R \sim x\Gamma/2/(E - M - i\Gamma/2)$ and setting $\omega^{(+)} = B = B_1 B_2 \cdots B_n$, where $B_i = \exp(iX\Delta_i)$ is a unitary matrix.

The KSU model has been applied to πN reactions, including pion photoproduction. It is now being extended to investigate $\bar{K}N$ reactions.

2.3. The CMB Model

A unitary multi-channel isobar model with analyticity was developed⁹ in 1970's by the Carnegie-Mellon Berkeley(CMB) collaboration for analyzing the πN data. The CMB model can be derived by assuming that the non-resonant potential v^{bg} is also of the separable form of v^R of Eq.(3)

$$v_{a,b}^{bg} = \frac{\Gamma_{L,a}^\dagger \Gamma_{L,b}}{E - M_L} + \frac{\Gamma_{H,a}^\dagger \Gamma_{H,b}}{E - M_H} \quad (33)$$

The resulting coupled-channel equations are identical to Eqs.(9)-(16), except that $t_{a,b}^{bg} = 0$ and the sum over N_i^* is now extended to include these two distance poles L and H .

By changing the integration variables and adding a subtraction term, Eq.(14) can lead to CMB's dispersion relations

$$\Sigma_{i,j}(s) = \sum_c \gamma_{i,c} \Phi_c(s) \gamma_{j,c}, \quad (34)$$

$$Re[\Phi_c(s)] = Re[\Phi_c(s_0)] + \frac{s - s_{th,c}}{\pi} \int_{s_{th}}^{\infty} \frac{Im[\Phi_c(s')]}{(s' - s)(s' - s_0)} ds'. \quad (35)$$

Thus CMB model is analytic in structure which marks its difference with all K-matrix models described above.

The CMB model has been revived in recent years by the Zagreb group¹⁰ and a Pittsburgh-ANL collaboration¹¹ to extract the N^* parameters from fitting the recent empirical πN and γN reaction amplitudes. The resulting N^* parameters have very significant differences with what are listed by PDG in some partial waves. In particular, several important issues concerning the extraction of the N^* parameters in S_{11} channel have been analyzed in detail.

2.4. Dynamical Models

A. In the Δ region

Keeping only one resonance $N^* = \Delta$ and two channels $a, b = \pi N, \gamma N$, Eqs.(9)-(14) are reduced to what were developed in the Sato-Lee (SL) model¹. In solving exactly Eqs.(9)-(14), the non-resonant interactions $v_{\pi N, \pi N}^{bg}$ and $v_{\pi N, \gamma N}^{bg}$ are derived from the standard PV Born terms and ρ and ω exchanges by using an unitary transformation method.

In the Dubna-Mainz-Taiwan (DMT) model², they depart from the formulation Eqs.(9)-(14) by using the Walker's parameterization defined by Eq.(19) to describe the resonant term t^R of Eq.(9). Accordingly, their definition of the non-resonant amplitude also differs from Eq.(11): $t_{c,b}^{bg}$ in the right-hand side of Eq.(11) is replaced by the full amplitude $T_{c,b}$. Furthermore, they follow MAID to calculate the non-resonant interaction $v_{\pi N, \gamma N}^{bg}$ from an energy-dependent mixture of PS and PV Born terms.

Extensive data of pion photoproduction and electroproduction in the Δ region can be described by both the SL and DMT models. However, the extracted $\gamma N \rightarrow \Delta$ form factors, in particular their bare form factors, are significantly different.

B. In the second and third resonance regions

Eqs.(9)-(16) are used in a 2- N^* and 3-channel (πN , ηN , and $\pi \Delta$)

study¹² of πN scattering in S_{11} partial wave, aiming at investigating how the quark-quark interaction in the constituent quark model can be determined directly by using the reaction data. Eqs.(9)-(16) are also the basis of examining the N^* effects¹³ and one-loop coupled-channel effects¹⁴ on ω meson photoproduction and the coupled-channel effects on K photoproduction¹⁵.

The coupled-channel study of both πN scattering and $\gamma N \rightarrow \pi N$ in S_{11} channel by Chen et al¹⁶ includes πN , ηN , and γN channels. Their πN scattering calculation is performed by using Eq.(5), which is of course equivalent to Eqs.(9)-(14). In their $\gamma N \rightarrow \pi N$ calculation, they neglect the $\gamma N \rightarrow \eta N \rightarrow \pi N$ coupled-channel effect, and follow the procedure of the DMT model to evaluate the resonant term in terms of the Walker's parameterization (Eq.(19)). They find that four N^* are needed to fit the empirical amplitudes in S_{11} channel up to $W = 2$ GeV.

A coupled-channel calculation based on Eq.(5) has been carried out by Jülich group¹⁷ for πN scattering. They are able to describe the πN phase shifts up to $W = 1.9$ GeV by including πN , ηN , $\pi\Delta$, ρN and σN channels and 5 N^* resonances : $P_{33}(1232)$, $S_{11}(1535)$, $S_{11}(1530)$, $S_{11}(1650)$ and $D_{13}(1520)$. They find that the Roper resonance $P_{11}(1440)$ is completely due to the meson-exchange coupled-channel effects.

A coupled channel calculation based on Eq.(5) for both πN scattering and $\gamma N \rightarrow \pi N$ up to $W = 1.5$ GeV has been reported by Fuda and Alarbi¹⁸. They include πN , γN , ηN , and $\pi\Delta$ channels and 4 N^* resonances : $P_{33}(1232)$, $P_{11}(1440)$, $S_{11}(1535)$, and $D_{13}(1520)$. The parameters are adjusted to fit the empirical multipole amplitudes in a few low partial waves.

Much simpler coupled-channel calculations have been performed by using separable interactions. In the model of Gross and Surya¹⁹, such separable interactions are from simplifying the meson-exchange mechanisms in Figs 1.(a)-c) as a contact term like Fig. 1(d). They include only πN and γN channels and 3 resonances: $P_{33}(1232)$, $P_{11}(1440)$ and $D_{13}(1520)$, and restrict their investigation up to $W < 1.5$ GeV. To account for the inelasticities in P_{11} and D_{13} , the $N^* \rightarrow \pi\Delta$ coupling is introduced in these two partial waves. The inelasticities in other partial waves are neglected.

A similar separable simplification is also used in the chiral coupled-channel models^{20,21} for strange particle production. There the separable interactions are directly determined from the leading contact terms of SU(3) effective chiral lagrangian and hence only act on s-wave partial waves. They are able to fit the total cross section data for various strange particle pro-

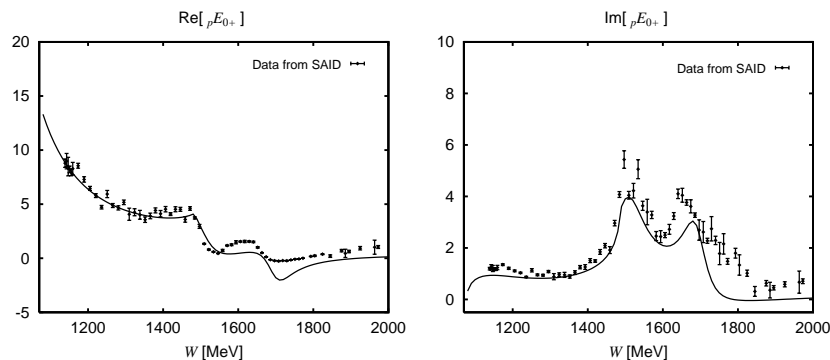


Figure 2.

duction reaction channels without introducing resonance states. It remains to be seen whether these models can be further improved to account for higher partial waves which are definitely needed to give an accurate description of the data even at energies near production thresholds.

3. Unitary $\pi\pi N$ Model

All of the models described in section 2 rely on the assumption that the $\pi\pi N$ *continuum* can be expanded in terms of quasi-two-particle channels such as $\pi\Delta$, σN , and ρN . These models are of course not satisfactory since they do not account for all of the effects due to the coupling with the $\pi\pi N$ channel. It is necessary to develop a reaction model which also satisfies the $\pi\pi N$ unitarity condition exactly. This can be done by extending the Hamiltonian Eqs.(1)-(3) to include a vertex interaction Γ_V to account for the $\rho \rightarrow \pi\pi$ and $\sigma \rightarrow \pi\pi$ decays and to include possible non-resonant $\pi\pi$ interaction $v_{\pi\pi}$. Such a formulation and numerical methods for performing unitary calculations of two-pion production cross sections are being pursued by Lee, Matsuyama, and Sato (LMS)²². Here we only briefly describe this unitary $\pi\pi N$ model.

The coupled-channel equations from LMS can also be cast into the form of Eqs.(9)-(16) except that the driving term of Eq.(11) is replaced by

$$v_{a,b}^{bg} \rightarrow \hat{V}_{a,b} = v_{a,b}^{bg} + X_{a,b}(E) \quad (36)$$

with

$$X_{a,b}(X) = Z_{a,b}(E) + \sum_c Z_{a,c}(E)g_c(E)X_{c,b}(E). \quad (37)$$

The driving term of the above integral equation is

$$Z_{a,b}(E) = \sum_{i \neq j} \langle a | \Gamma_V^+(i) \frac{P_{\pi\pi N}}{E - H_0 - v_{\pi N, \pi N} - v_{\pi\pi} + i\epsilon} \Gamma_V(j) | b \rangle \quad (38)$$

Note that $i \neq j$ specifying the sum over N^* states in the above equation is to avoid the double counting of $\pi\pi N$ effect which is already included in the dressed propagator defined by Eq.(15).

We have applied this unitary $\pi\pi N$ formulation to investigate πN scattering and $\gamma N \rightarrow \pi N$ in S_{11} channel up to $W = 2$ GeV. The channels included are $\pi N, \eta N, \pi\Delta$ and γN . The needed non-resonant interactions are generated from tree-diagrams Figs.1(a)-(d) using the unitary transformation method. Two N^* states are included in the fits to the πN scattering amplitude and the E_{0+} amplitude of $\gamma N \rightarrow \pi N$. Our results for E_{0+} amplitudes are shown in Fig.2. We see that we are not able to fit the data at $W > 1.63$ GeV and hence only the extracted $N^*(1535)$ parameters are reliable. Our results are shown in the Table below and compared with the values from Chen et al¹⁶ (DMT) and the quark model prediction of Capstick²³. It is interesting to note that LMS's bare value of the $N^*(1535) \rightarrow \gamma N$ helicity amplitude $A_{1/2}$ is close to the quark model prediction. Both the DMT and LMS predict that the meson cloud effect, the differences between the dressed values and bare values, is to reduce the bare values to the dressed values. This is rather different from the situation in the Δ region where the meson cloud is to enhance the transition strength. The differences between DMT and LMS values reflect their significant differences in calculating the coupled-channel effects.

	M_R	Γ_R	$\frac{\Gamma_\pi}{\Gamma_R}(\%)$	$A_{1/2}$
DMT ¹⁶	1528 ± 1	95 ± 5	40 ± 1	81 ± 3 (dressed) 108 ± 4 (bare)
LMS ²²	1538	122	36	61.24 (dressed) 77.64 (bare)
Quark Model ²³				76

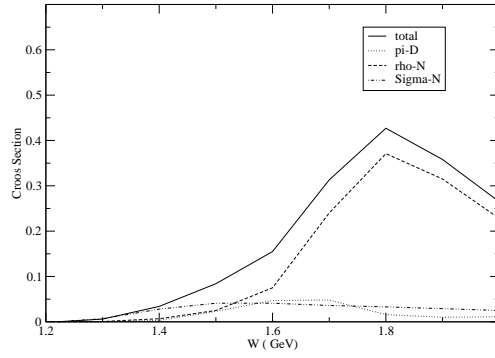


Figure 3. Calculated $\pi N \rightarrow \pi\pi N$ cross sections in S_{11} channel. The partial cross sections through intermediate $\pi\Delta$ (pi-D), ρN (rho-N) and σN (Sigma-N) are also shown to compare with the coherent sum of these channels (Total),

To obtain reliable information for the second S_{11} resonance at about 1.6 GeV, we are in the process of including ρN and σN channels. The importance of these two channels can be examined in a unitary calculation of $\pi N \rightarrow \pi\pi N$ cross sections. This is achieved by using the Spline-function expansion method which was developed in our previous investigations of πNN problem. Our results of the partial cross sections of $\pi N \rightarrow \pi\pi N$ in S_{11} channel are shown in Fig.3. Clearly, ρN channel must be included for a dynamical interpretation of the second N^* and to establish whether there exists third or even fourth N^* in this channel. Our approach is clearly different from the investigation of Chen et al.¹⁶ who include only πN and ηN channels and the fits to the data are achieved by including up to four N^* .

4. Summary

We have given a unified derivation of most of the models for electromagnetic meson production reactions in the nucleon resonance region. An extension of the coupled-channel approach to include $\pi\pi N$ channel is briefly described and some preliminary results for the $N^*(1535)$ excitation have been presented. Our complete calculations will be published elsewhere²².

Acknowledgments

This work is support in part by U.S. Department of Energy, Office of Nuclear Physics, under Contract No. W-31-109-ENG-38, and in part by Japan Socieity for Promotion of Science, Grand-in-Aid for Scientific Research (C) 15540275.

References

1. T. Sato and T.-S. H. Lee, Phys. Rev. **C 54**, 2660 (1996); Phys. Rev. **C63**, 055201 (2001).
2. Kamalov and S.N. Yang, Phys. Rev. Lett. **83**, 4494 (1999); S.S. Kamalov, S. N. Yang, D. Drechsel, O. Hanstein, and L. Tiator, Phys, Rev, **C64**, 032201(R) (2001),
3. D. Drechsel, O. Hanstein, S.S. Kamalov, and L. Tiator, Nucl. Phys. **A645**, 145 (1999)
4. I. G. Aznauryan, Phys. Rev. **C68**, 065204 (2003)
5. R.L. Walker, Phys. Rev. **182**, 1729 (1969)
6. R.A. Arndt, I.I. Strakovsky, R.L. Workman, Int. J. Mod. Phys. **A18**, 449 (2003)
7. G. Penner and U. Mosel, Phys. Rev. **C66**, 055211 (2002); **C66**, 055212 (2002).
8. D. M. Manley, Int. J. of Mod. Phys., **A18**, 441 (2003);
9. R.E. Cutkosky, C.P. Forsyth, R.E. Hendrick, and R.L. Kelly, Phys. Rev. **D20**, 2839 (1979).
10. M. Batinic, I. Slaus, and A. Svarc, Phys. Rev. **C51**, 2310 (1995)
11. T.P. Vrana, S.A. Dytman, and T.-S. H. Lee, Phys. Rept. **328**, 181 (2000).
12. Yoshimoto, T. Sato, M. Arima, and T.-S. H. Lee, Phys. Rev. **C61** 065203 (2000).
13. Y. Oh, A. Titov, and T.-S. H. Lee, Phys. Rev. **C63**, 025201 (2001).
14. Y. Oh and T.-S. H. Lee, Phys. Rev. **C66**, 045201 (2002).
15. W.-T. Chiang, F. Tabakin, T.-S. H. Lee and B. Saghai, Phys. Lett. **B517**, 101 (2001).
16. G.-Y. Chen, S.S. Kamalov, S. N. Yang, D. Drechsel, and L. Tiator, Nucl. Phys. **A723**, 447 (2003).
17. O. Krehl, C. Hanhart, S. Krewald, and J. Speth, Phys. Rev. **C62**, 025270 (2000)
18. M. G. Fuda and H. Alharbi, Phys. Rev. **C68**, 064002 (2003).
19. F. Gross and Y.Surya, Phys. Rev. **C47**, 703 (1993); Y.Surya and F. Gross, Phys. Rev. **C 53**, 2422 (1996).
20. N. Kaiser, T. Waas, and W. Weise, Nucl. Phys. **A612**, 297 (1997).
21. E. Oset and A. Ramos, Nucl. Phys. **A635**, 99 (1998).
22. T.-S. H. Lee, A. Matsuyama, and T. Sato, in preparation
23. S. Capstick, Phys. Rev.**D46**, 2864 (1992).