

Gapless color-flavor locked phase in quark and hybrid stars

A. Lavagno^{a,b}, G. Pagliara^{a,c}

^a*Dipartimento di Fisica, Politecnico di Torino, 10129 Torino, Italy and*

^b*INFN Sezione di Torino, 10125 Torino, Italy*

^c*INFN Sezione di Ferrara, 44100 Ferrara, Italy*

We study the effects of gapless color-flavor locked (gCFL) phase on the equation of state of strongly interacting matter in the range of baryonic chemical potential involved in a compact star. We analyze the possibility of a phase transition from hadronic matter to gCFL quark matter and we discuss, for different values of the strange quark mass and the diquark coupling strength, the existence of gCFL phase in quark or hybrid stars. The mass-radius relation and the structure of compact stars containing gCFL phase are shown and the physical relevance of this superconducting phase inside a stellar object is also discussed.

PACS numbers: 26.60.+c, 25.75.Nq, 24.85.+p, 97.60.Jd

I. INTRODUCTION

Recent studies on the QCD phase diagram at finite densities and temperatures have revealed the existence of a rich structure of the phase diagram with several possible type of color superconducting phases [1, 2]. These results are very interesting in the study of the structure and the formation of compact stellar objects in which the central density can reach values up to ten times the nuclear matter saturation density and therefore deconfinement of quarks can take place. Similar conditions could also be reached in future heavy ions colliders, as at GSI, where it will be possible to study the transition from hadronic matter to quark gluon plasma, and eventually the transition, at low temperature, from hadronic matter to the color superconducting quark matter.

The structure of the QCD phase diagram at large densities and vanishing temperature (the conditions realized in a compact star) depends strongly on the value of the strange quark mass m_s . For the two extreme cases, vanishing m_s and very large values of m_s , it is widely accepted that the three flavors color-flavor locked (CFL) phase and the two-flavors color superconducting phase (2SC) are, respectively, the most favored phases [1, 2]. At intermediate values of m_s , it is in general difficult to involve strange quarks in BCS pairing due to their Fermi momentum which is lower than that of up and down quarks, therefore the CFL phase could form only if the CFL superconducting gap, Δ_{CFL} , is large enough [3]. Recently, it has been shown that the CFL phase could be formed only if the ratio $m_s^2/\mu \lesssim 2\Delta_{CFL}$ [4]. At larger values of m_s^2/μ , but not too large values of m_s , the most energetically favored phase is the so-called gapless CFL (gCFL) phase instead of the 2SC phase or unpaired quark matter (UQM) [5, 6, 7]. The gCFL phase has the same symmetries of the CFL phase but there are two gapless quarks modes and a nonzero electron density. The existence of gapless degrees of freedom makes the gCFL phase a conductor, at variance from the CFL phase, and it is expected to have very different transport properties respect to the CFL phase. The relevance of the

gCFL phase in the equation of state of strongly interacting matter at low temperature is actually controversial and it depends on the value of the diquark coupling, on the strange quark mass and on the baryonic chemical potential. In particular, very recently it has been shown that, taking into account the dynamical chiral symmetry breaking within the NJL model, the 2SC phase would be the favored phase at low densities if large values of the diquark coupling are used [8, 9, 10]. Although there are uncertainties on the region of the QCD phase diagram in which the gCFL phase occurs, as outlined in Refs.[4, 5, 6], gCFL phase can have a relevant role in compact stars because of the wide range of baryonic chemical potential involved in these stellar objects. A first study of the effect of the presence of the gCFL phase in a compact star was presented in Ref.[11]. In that paper the authors compute the specific heat and the neutrino emissivity of the gCFL phase claiming that if gCFL phase forms in a old compact star, it should deeply affect its cooling. These results are obtained assuming that the star is composed by a nuclear matter crust and a gCFL core at fixed value of the quark chemical potential ($\mu = 500$ MeV), corresponding approximately to ten times the nuclear baryon density, the density reached in the core of a compact star. Actually, a detailed investigation on the relevance of the gCFL phase on the structure and formation of a compact star is still lacking in literature.

The main goal of this paper is to study the possible existence of the gCFL phase in the large range of the baryonic chemical potential involved in compact stars. We will compute, for different values of the strange quark mass and the diquark coupling strength, the equation of state (EOS) of the gCFL phase considering also the possibility of a phase transition from hadronic matter to gCFL quark matter. The resulting EOSs will then be used to obtain the structure of both quark and hybrid stars. This paper is organized as follows. In Sec.II and III, we study the relativistic hadronic EOS and the three quark flavors EOS (gCFL-CFL), respectively. In Sec.IV we discuss the possibility of phase transitions from hadronic matter to quark matter. In Sec.V we compute the mass-radius relations of quark and hybrid stars. The conclusions are

reported in Sec.VI.

II. EQUATION OF STATE OF HADRONIC MATTER

Concerning the hadronic phase, we use a relativistic self-consistent theory of nuclear matter in which nucleons interact through the nuclear force mediated by the exchange of virtual isoscalar and isovector mesons (σ, ω, ρ) [12]. At $T = 0$, in the mean field approximation, the thermodynamic potential Ω per unit volume can be written as

$$\Omega = -\frac{1}{3\pi^2} \sum_B \int_0^{k_{FB}} dk \frac{k^4}{E_B^*(k)} + \frac{1}{2} m_\sigma^2 \sigma^2 + \frac{1}{3} a \sigma^3 + \frac{1}{4} b \sigma^4 - \frac{1}{2} m_\omega^2 \omega^2 - \frac{1}{2} m_\rho^2 \rho^2, \quad (1)$$

where the \sum_B runs over the eight baryon species, $E_B^*(k) = \sqrt{k^2 + M_B^{*2}}$ and the baryon effective masses are $M_B^* = M_B - g_\sigma \sigma$. The effective chemical potentials ν_B are given in terms of the thermodynamical chemical potentials μ_B and of the vector meson fields as follows

$$\nu_B = \mu_B - g_\omega \omega - t_{3B} g_\rho \rho, \quad (2)$$

where t_{3B} is the isospin 3-component for baryon B and the relation to the Fermi momentum k_{FB} is provided by $\nu_B = \sqrt{k_{FB}^2 + M_B^{*2}}$. The isoscalar and isovector meson fields (σ, ω and ρ) are obtained as a solution of the field equations in mean field approximation and the related couplings (g_σ, g_ω and g_ρ) are the parameters of the model [12, 13, 14].

In Fig. 1 we display the relative concentrations of the various particle species $Y_i = \rho_i / \rho_B$ as a function of the baryonic density ρ_B by imposing charge neutrality and β -equilibrium for the GM3 parameter set [12].

III. EQUATION OF STATE OF GAPLESS CFL PHASE

To compute the EOS of the gCFL phase we adopt the NJL-like formalism of Refs.[4, 5, 6] in which the thermodynamic potential per unit volume can be written as

$$\Omega = -\frac{1}{4\pi^2} \int dp p^2 \sum_j |\epsilon_j(p)| \rho_j(p) + \frac{1}{G} (\Delta_1^2 + \Delta_2^2 + \Delta_3^2) - \frac{\mu_e^4}{12\pi^2}, \quad (3)$$

where, $\Delta_1, \Delta_2, \Delta_3$ are the superconducting gaps characterizing the gCFL phase (which reduce to a unique gap in the CFL phase), G is the strength of the diquark coupling, $\epsilon_j(p)$ are the dispersion relations of quarks as in Ref. [5] and μ_e is the electron chemical potential. Following the approximations used in Refs.[4, 5], the effect

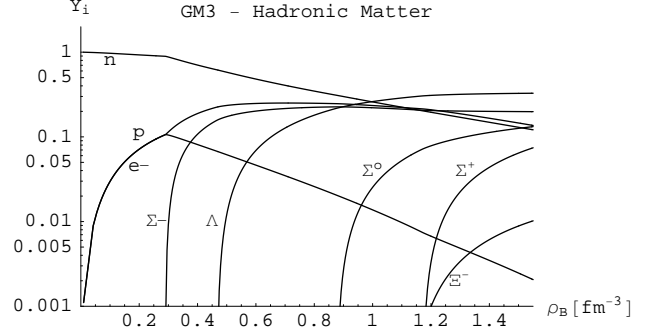


FIG. 1: Particle fractions Y_i of neutral and β -stable hadronic matter as a function of the baryonic density ρ_B for the GM3 hadronic equation of state [12]

of m_s is introduced as a shift $-m_s^2/2\mu$ in the chemical potential for the strange quarks and the contributions of antiparticles is neglected. The first approximation is applicable for values of m_s smaller than the chemical potential and therefore we will use in this paper typical values of m_s of 150 – 200 MeV. Concerning the antiparticles, as already remarked in Ref. [5], neglecting their contribution can lead to incorrect values of the thermodynamic variables. In that paper, this problem does not play a relevant role because the free energy differences relative to UQM are presented. Here we are going to investigate the structure of a compact star and we need to compute the variation of the thermodynamic potential as a function of the chemical potential. At this scope, following [15, 16], we have introduced in Eq.(3) the quasiparticle probabilities

$$\rho_j(p) = \frac{1}{2} \left(1 - \frac{\tilde{\epsilon}_j(p)}{\epsilon_j(p)} \right), \quad (4)$$

where $\tilde{\epsilon}_j(p)$ are the dispersion relations with vanishing gaps. To assure the convergence of the integral in Eq.(3), a form factor $f = (\Lambda^2/(p^2 + \Lambda^2))^2$, which multiplies the gaps, is introduced in the dispersion relations $\epsilon_j(p)$. The form factor has been fixed to mimics the effects of the asymptotic freedom of QCD [16] and the parameter Λ was fixed at a value of 800 MeV. This procedure leads to results, for the CFL phase, in agreement with previous calculations performed using the simplified model of Refs. [17, 18].

To describe the matter of a compact star, the conditions of chemical equilibrium between quarks, charge neutrality and color neutrality must be imposed. The chemical equilibrium conditions (which include also β -stability) allow to express each quark chemical potential μ_{cf} (c and f are the indexes of color and flavor, respectively) as functions of the quark (baryonic) chemical potential μ , the electron chemical potential μ_e and the two chemical potentials, μ_3 and μ_8 , associated to

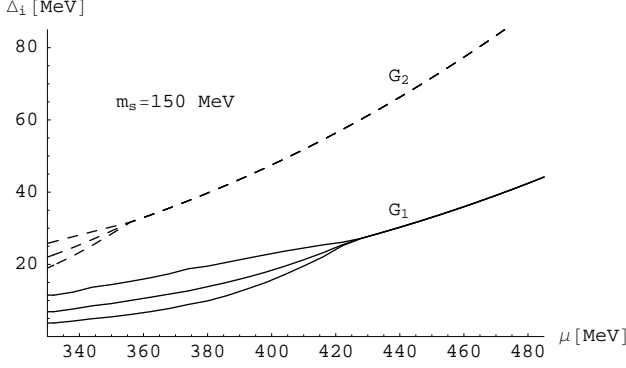


FIG. 2: Gap parameters as a function of the quark chemical potential for two different values of the diquark coupling G_1 and G_2 and for a fixed value of the strange quark mass $m_s = 150$ MeV. The larger is the value of G , the larger is the window of the chemical potential in which CFL phase occurs.

the $U(1) \times U(1)$ subgroup of the color gauge group (see Ref. [5] for details). The color and electric charge neutrality are imposed by the three following equations:

$$\frac{\partial \Omega}{\partial \mu_3} = 0, \quad \frac{\partial \Omega}{\partial \mu_8} = 0, \quad \frac{\partial \Omega}{\partial \mu_e} = 0. \quad (5)$$

Moreover, the thermodynamic potential must be minimized respect to the gap parameters and therefore we have to impose the three additional conditions

$$\frac{\partial \Omega}{\partial \Delta_1} = 0, \quad \frac{\partial \Omega}{\partial \Delta_2} = 0, \quad \frac{\partial \Omega}{\partial \Delta_3} = 0. \quad (6)$$

The above equations allow us to compute the thermodynamic potential and all the thermodynamical variables as a function of the quark chemical potential only. Solving these equations, we have verified that we obtain results in agreement with the ones shown in Ref.[5] concerning the dispersion relations, the gaps and the chemical potentials as a function of m_s^2/μ .

In Figs. 2 and 3 the gap parameters are displayed as functions of the quark chemical potential μ for two different values of m_s . Here we have used two values of the diquark coupling G_1 and G_2 corresponding, respectively, to values of $\Delta_{CFL} \sim 40$ and $\Delta_{CFL} \sim 100$ MeV at $\mu = 500$ MeV and $m_s = 150$ MeV. It is interesting to observe that the window, in which gCFL phase appears, depends noticeably on the value of the diquark coupling and, in particular, it increases with m_s and decreases with G (see Figs. 2 and 3). This confirms the general argument for which the transition from gCFL to CFL occurs when $m_s^2/\mu \simeq 2\Delta_{CFL}$.

In Figs. 4 and 5 we compare the EOSs of (g)CFL and UQM phases. A bag constant ($B^{1/4} = 150$ MeV in Figs. 4 and 5) has been added to the thermodynamical potential to simulate the quark confinement, as in the MIT bag model. In Fig. 4, we display the pressure of gCFL and

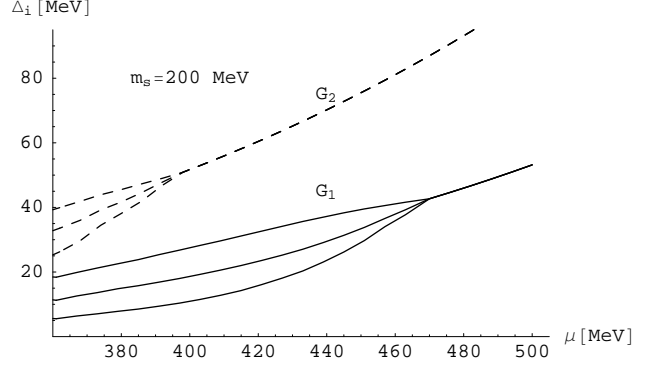


FIG. 3: The same of Fig.2 with $m_s = 200$ MeV.

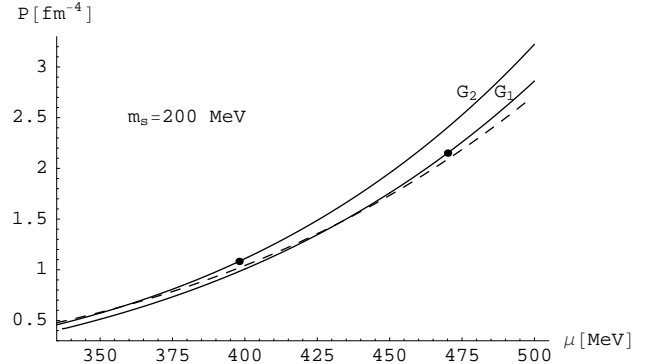


FIG. 4: Pressure as a function of the quark chemical potential for UQM (dashed line) and for (g)CFL phase (solid lines) for two values of the diquark coupling G_1 and G_2 . The dots represent the onset of the gCFL-CFL phase for the two coupling parameters G_1 and G_2 . The bag constant is fixed at a value $B^{1/4} = 150$ MeV.

UQM phase for two choices of the coupling G at a fixed value of m_s . Let us observe that the smaller values of the diquark coupling imply a larger chemical potential windows in which gCFL is realized, however, only a part of this window is favored in comparison with UQM. In fact, from Fig. 4 it can be observed that gCFL is more energetically favored than UQM for a window of about $\Delta\mu \simeq 30-50$ MeV. Notice, moreover, that the CFL phase is always favored at large chemical potentials. A similar behavior was found also in Ref. [9] taking into account of the dynamic generation of quark masses. The calculation of the energy per baryon as a function of the baryon density, is shown in Fig. 5. Also in this figure is evident that gCFL is energetically favored respect to UQM in a strict region of baryon density. The EOSs displayed in Fig. 5 satisfy the Bodmer-Witten hypothesis [19, 20, 21] which states that the true and absolute ground state of the strong interaction is quark matter. As we will see in Sec. V, this will lead to stellar objects entirely occupied by quark matter.

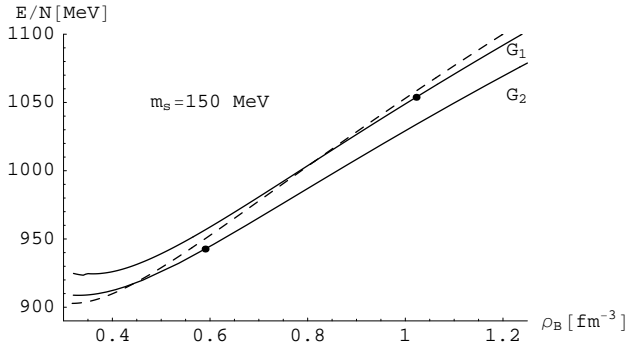


FIG. 5: Energy per baryon displayed as a function of the baryon density for fixed values of the bag constant $B^{1/4} = 150$ MeV and the strange quark mass. The dashed line corresponds to UQM and the solid lines corresponds to (g)CFL EOSs for the two choices of the diquark coupling G_1 and G_2 . The dots represent the onsets of gCFL-CFL phase.

IV. PHASE TRANSITION FROM HADRONIC MATTER TO GAPLESS CFL PHASE

The region of the QCD phase diagram in which the transition from hadronic matter to quark matter should occur, is poorly known. In particular it is not yet known if there is a direct transition from hadronic matter to the ground state of QCD, i.e. the CFL phase, or if there is an intermediate density window in which another quark phase can appear. In several papers [17, 22, 23, 24], it was assumed that this transition is direct by using an approximate equation of state valid for large values of the gap parameters. However, as already remarked, gCFL phase could be a valid candidate in connecting hadronic matter to CFL phase at intermediate densities and it is very important to investigate if the first order phase transition between hadronic matter and gCFL occurs eventually via an intermediate density window of mixed phase.

The EOS appropriate to the description of a compact star has to satisfy β -stability conditions. This implies the existence of two conserved charges, the baryonic charge and the electric charge. When the Gibbs conditions are applied in presence of more than a single conserved charge, the technique developed by Glendenning [13] has to be adopted and the equivalence of the baryon and the charge chemical potentials in the two phases must be imposed. Moreover, the electric neutrality is requested as a global condition [36]. The corresponding equation reads:

$$(1 - \chi)\rho_c^H + \chi\rho_c^{gCFL} - \rho_e = 0, \quad (7)$$

where χ is the volume fraction of the quark phase, ρ_c^H is the charge density of the hadronic phase given by protons and charged hyperons if present, ρ_c^{gCFL} is given by the density of the gapless bu quarks (see Ref. [5] for details), ρ_e is the density of electrons.

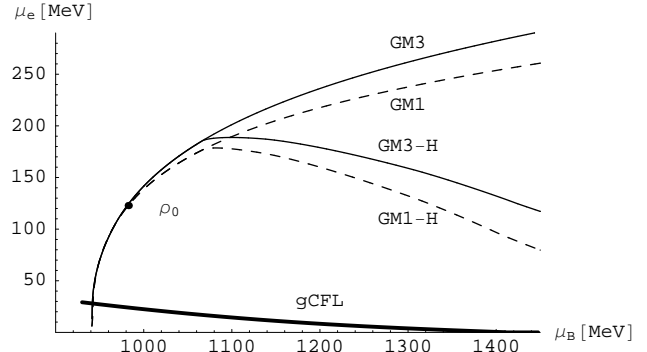


FIG. 6: Electrons chemical potential as a function of the baryon chemical potential for the pure neutral hadronic and gCFL phases. Solid and dashed lines correspond to the nuclear (np) and hadronic (npH) matter in the model GM1 and GM3 of Ref.[12]. The thick solid line corresponds to the gCFL phase with $m_s = 200$ MeV and for the diquark coupling G_1 . The dot labeled with ρ_0 corresponds to the nuclear matter saturation density.

In computing the first critical density ($\chi = 0$), Eq.(7) coincides with the charge neutrality equation for the pure hadronic matter. Since the transition to a mixed phase of hadronic-quark matter eventually takes place at densities larger than nuclear matter density ρ_0 , the electron chemical potential, as it can be seen in Fig.6, is larger than $\mu_e \sim 100$ MeV. It turns out that, for such a high value of μ_e , the resulting splitting of quarks Fermi momenta is too large for the given diquark coupling strength to enable gCFL diquark pairing. Moreover, in the mixed phase the UQM can contribute with a total negative charge density which neutralizes the positive charge of protons and the chemical potential of electrons decreases down to few MeV. The gCFL phase, on the other hand, contributes with a positive charge density given by the gapless bu quarks, therefore, the chemical potential of electrons must have large values to neutralize the positive charges of hadron and quark phases. Let us remark that, at this stage, the formation of meson condensates [25] has not been considered in the gCFL phase. The formation of Goldstone bosons could influence noticeably the mixed phase at intermediate chemical potentials. Unfortunately, no investigations on this possibility are present in literature. Moreover, if 2SC phase appears at low densities (i.e. for large values of m_s and the diquark coupling parameters) the creation of the mixed phase could be favored. The relevance of these possibilities lies out the scope of this paper and will be investigated in future works.

If Gibbs conditions cannot be realized, the phase transition between hadronic matter and gCFL can occur with a discontinuity in the baryon density by means of the Maxwell construction. This would be the case also if a large surface tension between hadronic and quark phase

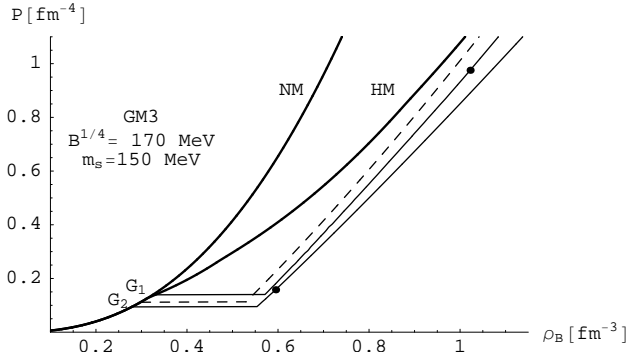


FIG. 7: Pressure as a function of the baryon density for different choices of parameters G . The thick solid lines correspond to the nuclear and hadronic matter GM3 EOSs (NM and HM). The dashed line represents the case in which a phase transition from hadronic matter to UQM is considered using Maxwell construction. The thin solid lines are related to the phase transition with gCFL phase for two choices of the diquark pairing G . The dots on the solid lines correspond to the phase transition from gCFL to CFL phases (G_1 and G_2 have the same values as in Fig. 2 and 3).

exists. In Fig. 7 the EOSs obtained using the Maxwell construction are displayed. Concerning the effect of the diquark coupling, the larger the value of G the smaller are the values of the two critical densities. Notice that the density window in which gCFL phase appears (the dots on the solid curves indicate the onset of the gCFL-CFL phase) reduces strongly with increasing the value of G . The curve corresponding to the transition from hadronic matter to UQM is shown in the same figure using Maxwell construction (dashed line). As we can see from Fig. 7, if the transition from hadronic matter to quark matter occurs with a discontinuity in the baryon density, the EOS of gCFL phase labeled with G_2 is favored respect to the UQM EOS. If instead we take into account the possibility to form a mixed phase, the transition from hadronic matter to quark matter would occur via a hadron-UQM phase transition and then at larger densities gCFL and CFL phase can appear. This scenario is shown in Fig. 8 from which we can observe that for large diquark coupling (G_2) the transition from the mixed phase to the (g)CFL phase occurs above the onset of gCFL-CFL phase and for small large diquark coupling (G_1) a window of gCFL phase is instead present. Concerning the hyperons, within this choice of parameters the transition from hadronic matter to gCFL quark matter occurs before the threshold of the formation of hyperons. If we use larger values of the bag constant the first critical density can be larger then the threshold of the formation of hyperons. In that case, however, the phase transition would involve directly the CFL phase.

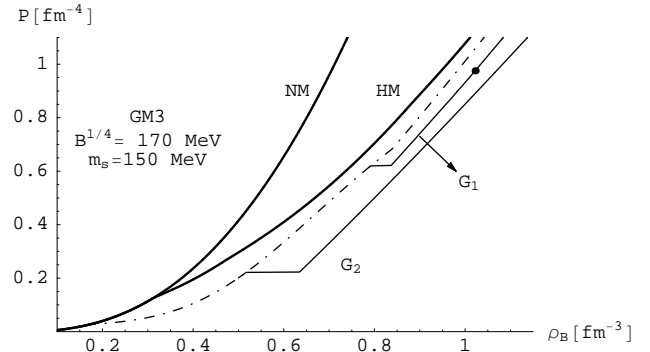


FIG. 8: Pressure as a function of the baryon density for the scenario in which a first phase transition from hadronic matter to quark matter occurs via a mixed phase and then a second phase transition (here computed using Maxwell construction) occurs from this mixed phase to the gCFL phase. The dot-dashed line is related to the hadron-UQM mixed phase. The thin solid lines represent the phase transitions from the mixed phase to the gCFL phase for the two diquark couplings. Notice that in the case of G_1 a gCFL phase window is still present.

V. MASS-RADIUS RELATION OF COMPACT STARS

The EOSs analyzed in the last sections for the gCFL phase can be used to compute the structure of quark and hybrid stars. The EOS is an input function needed to solve the Tolman-Volkoff-Oppenheimer system of equations. The mass-radius relations for quark stars and hybrid stars are displayed in Fig. 9. Concerning quark stars, the effect of the presence of the gCFL phase is not very appreciable, it leads to a small reduction of the radius of the star (see solid and dashed lines in Fig. 9 labeled with gCFL-QS and UQM-QS) and it can hardly be considered as a signature for the presence of the gCFL phase in quark stars. Concerning hybrid stars, the way the transition from hadronic matter to gCFL occurs, i.e. with a density discontinuity, reflects also in the mass-radius relations of gCFL hybrid stars. Stars in which a very small fraction of the gCFL phase is present in the core are in fact unstable, as it can be seen from the initial part of the line corresponding to the branch of hybrid stars (see dotted lines labeled with G_1 and G_2 in Fig. 9). With increasing the fraction of quark matter in the volume of the stars, the radii reduce and stable configurations are obtained (see solid lines in Fig. 9). As suggested in Ref. [26] this effect is explained considering that the adiabatic index of the EOS near the two critical densities is vanishing (using Maxwell construction) and therefore the pressure is too weak a function of energy density to sustain stability. Also using Gibbs conditions similar instabilities are obtained within particular choices of the parameters as

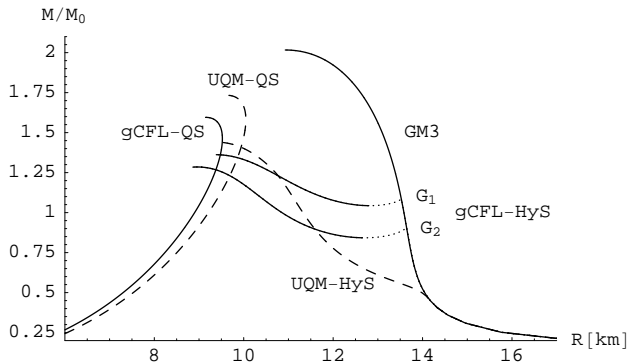


FIG. 9: Mass radius relations of quark stars (QS) and hybrid stars (HyS) and hadronic stars (GM3) are displayed for different EOSs. The initial part of the branch of gCFL hybrid stars corresponds to unstable stars configurations (dotted lines). As the fraction of gCFL increase in the core of hybrid stars the corresponding stars are stable (solid lines). The EOSs used to compute the mass-radius relations are the same of Figs. 5 and 7. In particular, concerning quark stars, the curve labeled with gCFL-QS corresponds to the gCFL EOS with the diquark coupling G_2 .

shown in Ref. [27].

It is important to study also the composition of quark and hybrid stars in which the gCFL takes place. In Figs. 10 and 11, the baryon density profile inside quark stars and hybrid stars are shown, respectively. In quark stars, the baryon density does not in general vary very much with the radius of the star. Therefore, it is possible that almost all the star is actually composed by the gCFL phase (see Fig. 10 for the $1.2M_\odot$ star) and a small core of the CFL phase is present. For more massive quark stars, the fraction of the volume occupied by the CFL phase increases (see Fig. 10 for the $1.4M_\odot$ star). In both cases we expect that the transport properties of the matter of the star are determined by gCFL phase because CFL phase is essentially passive having all quarks gapped. In general, the presence of a color superconducting phase has relevant effects on the cooling of the stars as shown in Refs. [11, 28, 29]. Moreover, the presence of the gCFL phase can be very relevant also in the study of r-modes instability which put rather severe limits on the highest rotation frequency of pulsars [30, 31]. We expect in fact that the gapless modes of the gCFL phase could play an important role in the bulk and shear viscosity of the star [32]. For instance in Ref. [33] it is shown that the existence of pure CFL quark stars is ruled out by the existing data on pulsars because of r-mode instability. A crust of gCFL phase could help to stabilize the star and therefore quark stars could be again considered as possible stellar objects. Concerning hybrid stars, their structures are shown in Fig. 11 using the EOS of Fig. 8 for the diquark coupling G_1 . As in the case of quark star, the volume occupied by the gCFL phase varies with the mass of the

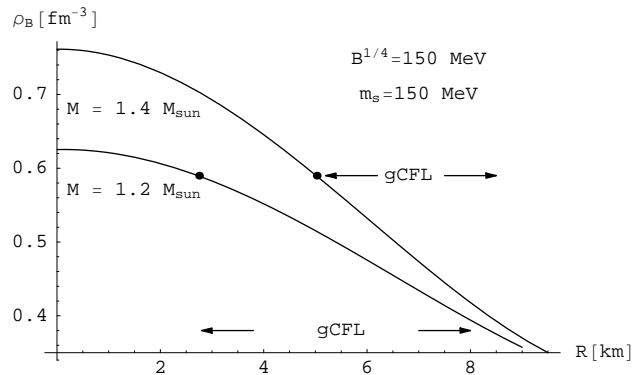


FIG. 10: The baryon density profiles are shown for two quark stars having a mass of $1.4M_\odot$ and $1.2M_\odot$. The region of the stars indicated by the arrows is composed by gCFL phase. The diquark coupling used in the corresponding EOS is G_2 .

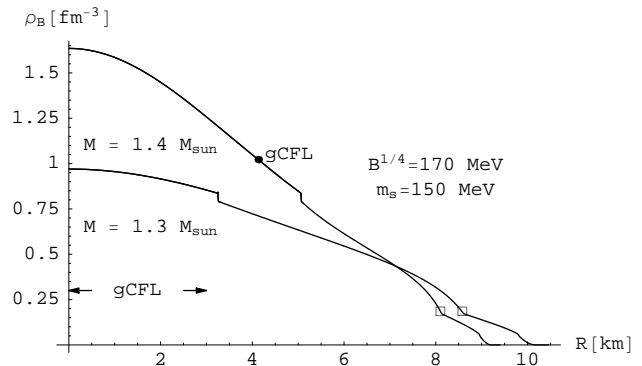


FIG. 11: The baryon density profiles are shown for two hybrid stars having a mass of $1.4M_\odot$ and $1.3M_\odot$. The dot indicates the onset of gCFL-CFL and the squares indicate the beginning of the mixed phase. The diquark coupling used in the corresponding EOS is G_1 .

star. In this case a crust of hadronic matter and a large layer of mixed phase are present. Depending on the mass of the star a strict layer of gCFL phase ($M = 1.4M_\odot$) or a core of gCFL phase can form ($M = 1.3M_\odot$). As suggested in Ref.[11], the core or the layer of gCFL phase, which has a large heat capacity, can keep the star warm for a long time, affecting the cooling process of the star.

VI. CONCLUSIONS

In this paper we have studied the relevance of the presence of gCFL phase in compact stars. We have first computed the equation of state of gCFL phase and compared it with the unpaired quark matter equation of state. We have then investigated the phase transition from hadronic matter to gCFL phase. We have found that the possibil-

ity to form a mixed phase between hadronic matter and gCFL phase is disfavored by the existence in the hadronic phase of a large number of electrons which destroy in the mixed phase the gCFL pairing. Therefore, Maxwell construction has been adopted to connect the hadronic to gCFL phase and we have found that gCFL phase is energetically favored only in a strict region of the chemical potential. Finally, we have studied the effect of the presence of gCFL phase in both quark and hybrid stars. Although the gCFL phase does not modify sensibly the global properties of the stars, masses and radii, we have shown that such a superconducting phase can occupy a wide region inside the star and therefore it could have a crucial role in the calculation of the transport properties of the matter of the star with very important physical implications. These results can stimulate more detailed studies on the effects of the gCFL phase in the cooling and in the determination of the bulk and shear viscosity inside a compact star allowing a better understanding of the mechanism acting in the suppression of the r-mode instabilities in compact stars. Another interesting phenomenological signature of the presence of gCFL phase

in compact stars could be given by analyzing the role of this phase in explosive phenomena such as Supernovae and gamma-ray bursts. It is in fact well known that first order phase transitions in compact stars can release huge amounts of energy [34]. It could be therefore very important to investigate if the first order phase transition from unpaired quark matter to the gCFL phase could be realized during the life of a compact star. An hypothetical phase transition from unpaired quark matter to gCFL quark matter could help to explain the complex time structure of some gamma ray bursts [35] in an astrophysical scenario in which the central engine of gamma ray bursts is given by conversions between different phases of strongly interacting matter.

VII. ACKNOWLEDGMENTS

It is a pleasure to thank A. Drago and P. Quarati for fruitful discussions and comments.

-
- [1] K. Rajagopal and F. Wilczek (2000), hep-ph/0011333.
 - [2] M. G. Alford, Ann. Rev. Nucl. Part. Sci. **51**, 131 (2001).
 - [3] K. Rajagopal and F. Wilczek, Phys. Rev. Lett. **86**, 3492 (2001).
 - [4] M. Alford, C. Kouvaris, and K. Rajagopal, Phys. Rev. Lett. **92**, 222001 (2004).
 - [5] M. Alford, C. Kouvaris, and K. Rajagopal, Phys. Rev. **D71**, 054009 (2005).
 - [6] K. Fukushima, C. Kouvaris, and K. Rajagopal, Phys. Rev. **D71**, 034002 (2005).
 - [7] S. B. Ruster, I. A. Shovkovy, and D. H. Rischke, Nucl. Phys. **A743**, 127 (2004).
 - [8] H. Abuki, M. Kitazawa, and T. Kunihiro (2004), hep-ph/0412382.
 - [9] S. B. Ruster, V. Werth, M. Buballa, I. A. Shovkovy, and D. H. Rischke (2005), hep-ph/0503184.
 - [10] D. Blaschke, S. Fredriksson, H. Grigorian, A. M. Oztas, and F. Sandin (2005), hep-ph/0503194.
 - [11] M. Alford, P. Jotwani, C. Kouvaris, J. Kundu, and K. Rajagopal (2004), astro-ph/0411560.
 - [12] N. K. Glendenning and S. A. Moszkowski, Phys. Rev. Lett. **67**, 2414 (1991).
 - [13] N. Glendenning, *Compact Stars* (Springer-Verlag, 1997).
 - [14] R. Knorren, M. Prakash, and P. J. Ellis, Phys. Rev. **C52**, 3470 (1995).
 - [15] A. Fetter and J. Walecka, *Quantum theory of many-particle systems* (McGraw-Hill Book Company, 1971).
 - [16] M. G. Alford, K. Rajagopal, and F. Wilczek, Nucl. Phys. **B537**, 443 (1999).
 - [17] M. Alford and S. Reddy, Phys. Rev. **D67**, 074024 (2003).
 - [18] M. G. Alford, K. Rajagopal, S. Reddy, and F. Wilczek, Phys. Rev. **D64**, 074017 (2001).
 - [19] A. R. Bodmer, Phys. Rev. **D4**, 1601 (1971).
 - [20] E. Witten, Phys. Rev. **D30**, 272 (1984).
 - [21] A. Drago and A. Lavagno, Phys. Lett. **B511**, 229 (2001).
 - [22] S. Banik and D. Bandyopadhyay, Phys. Rev. **D67**, 123003 (2003).
 - [23] M. Baldo et al., Phys. Lett. **B562**, 153 (2003).
 - [24] A. Drago, A. Lavagno, and G. Pagliara, Phys. Rev. **D69**, 057505 (2004).
 - [25] D. B. Kaplan and S. Reddy, Phys. Rev. **D65**, 054042 (2002).
 - [26] N. K. Glendenning and C. Kettner, Astrophys. J. **353**, L9 (2000).
 - [27] K. Schertler, C. Greiner, J. Schaffner-Bielich, and M. H. Thoma, Nucl. Phys. **A677**, 463 (2000).
 - [28] I. A. Shovkovy and P. J. Ellis, Phys. Rev. **C66**, 015802 (2002).
 - [29] H. Grigorian, D. Blaschke, and D. Voskresensky, Phys. Rev. **C71**, 045801 (2005).
 - [30] J. L. Friedman and S. M. Morsink, Astrophys. J. **502**, 714 (1998).
 - [31] N. Andersson and K. D. Kokkotas, Int. J. Mod. Phys. **D10**, 381 (2001).
 - [32] A. Drago, A. Lavagno, and G. Pagliara (2003), astro-ph/0312009.
 - [33] J. Madsen, Phys. Rev. Lett. **85**, 10 (2000).
 - [34] Z. Berezhiani, I. Bombaci, A. Drago, F. Frontera, and A. Lavagno, Astrophys. J. **586**, 1250 (2003).
 - [35] D. Lazzati, M. C. Begelman, G. Ghirlanda, G. Ghisellini, and C. Firmani (2005), astro-ph/0503630.
 - [36] Color neutrality is instead imposed as a local condition because, in the hadronic phase, color is clearly confined.