

η meson production in nucleon-nucleon collisions within an effective Lagrangian model

R. Shyam

Saha Institute of Nuclear Physics, Kolkata 70064, India

(Dated: February 9, 2020)

Abstract

We investigate the $pp \rightarrow pp\eta$ and $pn \rightarrow pn\eta$ reactions within an effective Lagrangian model for laboratory kinetic energies ranging from very close to eta meson production threshold to about 10 GeV. Production amplitudes include contributions from the mechanism of excitation, propagation and decay of $N^*(1535)$, $N^*(1650)$, and $N^*(1710)$ baryonic resonances. The initial interaction between two incoming nucleons is modeled by the exchange of π , ρ , ω and σ mesons where the vertex parameters are taken to be the same as those used in the previous applications of this model. Parameters of the resonance vertices also have been taken from our earlier studies wherever applicable. Calculations have been done for total as well as differential η production cross sections. To describe the data for energies closer to the production threshold final state interactions among the out-going particles have been included by means of a generalized Watson-Migdal method. Terms corresponding to the excitation of $N^*(1535)$ resonance and pion exchange process dominate the cross sections. With a single set of vertex parameters our model is able to describe the available data well on total cross sections for beam energies ranging from close to threshold to upto 10 GeV.

PACS numbers: 13.60.*Le*, 13.75.*Cs*, 11.80. – *m*, 12.40.*Vv*

I. INTRODUCTION

The low energy behavior of the quantum chromodynamics (QCD) is not accessible to the perturbative approaches; the lattice gauge theory [1] is the ideal tool for this purpose. Despite the enormous computational power necessary for the numerical realization, lattice QCD calculations have started, very recently, to describe masses and other constants of the baryonic ground as well as excited states [2]. Experimentally, the determination of baryonic resonance properties proceeds indirectly by exciting the nucleon with the help of a hadronic or electromagnetic probe and performing measurements for their decay products (mesons and nucleons). The reliable extraction of nucleon resonance properties from such experiments is a major issue of the hadron physics.

In recent years, important advances have been made in the experimental investigation of meson production reactions in nucleon-nucleon (NN) collisions, particularly at beam energies very close to respective production thresholds [3, 4, 5, 6, 7, 8, 9, 10, 11, 12, 13, 14, 15]. Low incident energies also provide the opportunity to investigate the meson-nucleon interactions through these reactions since in this energy regime the final state interactions among the outgoing particles affect strongly the meson production cross sections.

The η meson, which is the next lightest nonstrange member in the meson mass spectrum, has been a subject of considerable interest. It has been thought of as a probe for the $s\bar{s}$ component in the nucleon wave function [16]. There is also interest in measuring the rare decays of η which could provide a new rigorous test of the standard model [17] or even of the physics beyond this. The nucleon resonance $N^*(1535)$ [$S_{11}(1535)$] with spin $\frac{1}{2}$, isospin $\frac{1}{2}$, and odd parity, has a remarkably large ηN branching ratio. It lies very close to the threshold of the $NN \rightarrow NN\eta$ reaction and contributes to the amplitude of this reaction even at the threshold. Therefore, the study of η -meson production in NN collisions at the near threshold beam energies provides the unique opportunity to investigate the properties of $N^*(1535)$ which have been the subject of some debate recently (see, e.g., [18]). The attractive nature of the η -nucleon interaction may lead to the formation of bound (quasi-bound) η -nucleus states (see, e.g., [19, 20, 21, 22, 23]). This subject has been a topic of intense discussion at a recent work shop [24].

Production of η meson in heavy ion collisions also is of great interest. Due to the high threshold of the elementary production reaction, η mesons in such collisions are produced

only by very energetic nucleons and reflect therefore, the tails of the nucleon momentum distributions as they arise in a high density and high temperature phase of the collision [25]. The elementary $NN\eta$ production cross sections are a crucial ingredient in the transport model studies of the η -meson production in the nucleus-nucleus collisions.

Since lattice QCD calculations are still far from being amenable to the low and intermediate energy scattering and reaction processes, the effective methods are mostly used for the description of the dynamics of the meson production reactions in hadronic collisions. These approaches introduce the baryonic resonance states explicitly in their framework and try to extract their properties by comparing the theoretical results with experimental observables. Several authors have used models of such type in describing the η meson production in NN collisions [26, 27, 28, 29, 30, 31].

The main objective of this paper is to investigate the η meson production in nucleon-nucleon (NN) collisions in the framework of an effective Lagrangian Model (ELM) which has been used earlier rather successfully to describe the pion [32, 33], associate kaon [34], and dilepton [35] production data in such collisions. The motivation here is to see as to how far can one explain the recently measured data on total and differential cross sections of $pp \rightarrow pp\eta$ [11, 12, 13, 14, 15] and the $pn \rightarrow pn\eta$ [10] reactions within this model using the same set of entrance channel and resonance channel parameters for those resonances that appeared in its previous applications [34, 35].

Within the ELM, initial interaction between two incoming nucleons is modeled by an effective Lagrangian which is based on the exchange of π , ρ , ω and σ mesons. The coupling constants at the nucleon-nucleon-meson vertices are determined by directly fitting the T matrices of the NN scattering in the relevant energy region [36]. The effective Lagrangian uses the pseudovector (PV) coupling for the nucleon-nucleon-pion vertex, as it is consistent with the chiral symmetry requirement of the QCD [37, 38, 39] and also it leads to negligible contributions from the negative energy states ("pair suppression phenomena) [40]. The η meson production proceeds via excitation of $N^*(1535)$, $N^*(1650)$ and $N^*(1710)$ intermediate baryonic resonance states which have known branching ratios for the decay into the ηN channel. The coupling constants at the resonance-nucleon meson vertices are determined from the experimental widths for the decay of the resonances into the relevant channels except for those involving the ω meson where they are determined from the vector meson dominance (VMD) hypothesis. The interference terms between amplitudes corresponding

to various meson exchanges and the intermediate resonance states have been included.

The final state interaction (FSI) among the outgoing particles affect strongly the cross sections of the $NN \rightarrow NN\eta$ reaction at near threshold beam energies [29, 31]. In applications of the ELM to describe the near threshold meson production reactions in NN collisions [33, 34], the FSI effects were included within the Watson-Midgal theory [41] which is based on the assumption that the FSI effects are strong in relation to the production process and that they occur attractively between only one particular pair of out-going particles. In Ref. [34], this method was used somehow arbitrarily for all the 3 outgoing pairs of particles. However, Watson's method as such is not applicable, in strict sense, for those cases where the attraction between outgoing particles is not so pronounced or where interaction between more than one pair is to be included in the calculations. In this paper, we employ a generalized Watson method in which three-body states are treated by splitting the total interaction into pairwise net interactions which leads to a series decomposition of the net scattering among all the particles in terms of separate total scattering between pairs of particles (see, e.g. [42]). However, the three-body interactions are neglected. In view of the arguments presented in Refs. [31, 43] in favor of using the three-body scattering theory to describe the $NN\eta$ process, it would be interesting to see to what extent this generalized method is able to explain the $NN\eta$ production data.

In the next section, we present a brief description of the ELM where we describe the main ingredients of the theory and give all the input parameters used in our calculations. The generalized Watson method of FSI effects is also described in a subsection here. The results of calculations and their discussions are presented in section III. Summary and conclusions of our work are given in section IV.

II. FORMALISM

A representative of the lowest order Feynman diagrams contributing to the η meson production considered by us, is shown in Fig. 1. Momenta of various particles are indicated in Fig. 1a. q , p_i , and p_η are four momenta of the exchanged meson, the intermediate resonance and the η -meson, respectively. To evaluate various amplitudes, we have used the effective Lagrangians for the nucleon-nucleon-meson and resonance-nucleon-meson vertices as described below.

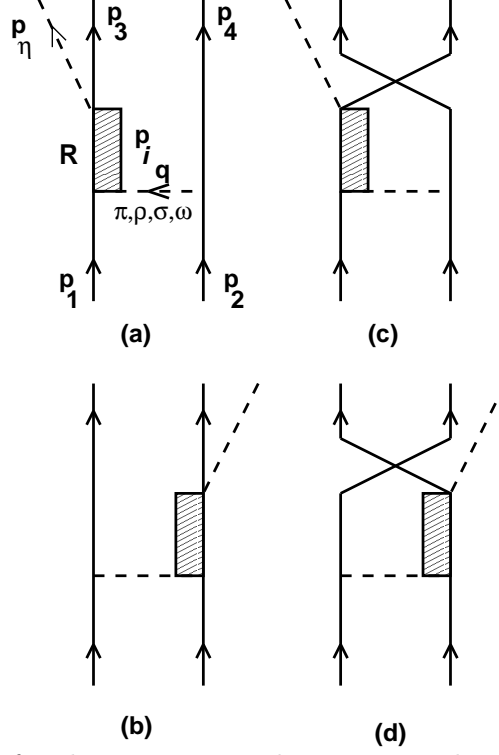


FIG. 1: Feynman diagrams for the η -meson production in nucleon-nucleon collisions. Diagrams (a) and (b) show the direct processes, while (c) and (d) the exchange ones. R represents a baryonic resonance.

A. Nucleon-nucleon-meson vertex

As done before in the investigation of $pp \rightarrow pp\pi^0$, $pp \rightarrow pn\pi^+$ [32], $pp \rightarrow p\Lambda K^+$ [34], and $NN \rightarrow NNe^+e^-$ [35] reactions, the parameters for nucleon-nucleon-meson vertices are determined by fitting the NN elastic scattering T matrix with an effective NN interaction based on the π , ρ , ω , and σ meson exchanges. The effective $NNmeson$ Lagrangians are (see, e.g., [44, 45])

$$\mathcal{L}_{NN\pi} = -\frac{g_{NN\pi}}{2m_N} \bar{\Psi}_N \gamma_5 \gamma_\mu \boldsymbol{\tau} \cdot (\partial^\mu \boldsymbol{\Phi}_\pi) \Psi_N. \quad (1)$$

$$\mathcal{L}_{NN\rho} = -g_{NN\rho} \bar{\Psi}_N \left(\gamma_\mu + \frac{k_\rho}{2m_N} \sigma_{\mu\nu} \partial^\nu \right) \boldsymbol{\tau} \cdot \boldsymbol{\rho}^\mu \Psi_N. \quad (2)$$

$$\mathcal{L}_{NN\omega} = -g_{NN\omega} \bar{\Psi}_N \left(\gamma_\mu + \frac{k_\omega}{2m_N} \sigma_{\mu\nu} \partial^\nu \right) \omega^\mu \Psi_N. \quad (3)$$

$$\mathcal{L}_{NN\sigma} = g_{NN\sigma} \bar{\Psi}_N \sigma \Psi_N. \quad (4)$$

In Eqs. (1)-(4), we have used the notations and conventions of Bjorken and Drell [46] and definitions of various terms are the same as those given there. In Eq. (1) m_N denotes the

nucleon mass. It should be noted that we use a PV coupling for the $NN\pi$ vertex. Since these Lagrangians are used to directly model the NN T matrix, we have also included a nucleon-nucleon-axial-vector-isovector vertex, with the effective Lagrangian given by

$$\mathcal{L}_{NNA} = g_{NNA} \bar{\Psi} \gamma_5 \gamma_\mu \boldsymbol{\tau} \Psi \cdot \mathbf{A}^\mu, \quad (5)$$

where \mathbf{A} represents the axial-vector meson field. This term is introduced because if the mass of the axial meson A is chosen to be very large ($\gg m_N$) [36] and g_{NNA} is defined as

$$g_{NNA} = \frac{1}{\sqrt{3}} m_A \left(\frac{g_{NN\pi}}{2m_N} \right), \quad (6)$$

it cures the unphysical behavior in the angular distribution of NN scattering caused by the contact term in the one-pion exchange amplitude. It should be mentioned here that A is different from the $a_1(1260)$ meson resonance. The role of the A vertex is to explicitly subtract out the contact term of the one-pion exchange part of the NN interaction. Similar term in the coordinate space potential is effectively switched off by the repulsive hard core.

At each interaction vertex, the following form factor is introduced

$$F_i^{NN} = \left(\frac{\lambda_i^2 - m_i^2}{\lambda_i^2 - q_i^2} \right), i = \pi, \rho, \sigma, \omega, \quad (7)$$

where q_i and m_i are the four momentum and mass of the i th exchanged meson and λ_i is the corresponding cut-off parameter. The latter governs the range of suppression of the contributions of high momenta which is done via the form factor. Since NN scattering cross sections decrease gradually with the beam energy (beyond certain value), and since we fit the elastic T matrix directly, the coupling constants are expected to be energy dependent. Therefore, while keeping the cut-offs λ_i [in Eq. (7)] energy independent, we take energy dependent meson-nucleon coupling constants of the following form

$$g(\sqrt{s}) = g_0 \exp(-\ell\sqrt{s}), \quad (8)$$

where s is the square of the total CM energy. The parameters g_0 , ℓ , and λ were determined by fitting to the T matrix of the relevant proton-proton and proton-neutron scattering data at the beam energies in the range of 800 MeV to 4.00 GeV [36]. This procedure also fixes signs of the effective Lagrangians [Eqs. (1)-(5)]. The values of various parameters are shown in Table I [the signs of all the coupling constants (g) are positive]. In this table the parameters of the A exchange vertex are not explicitly shown as they are related to those of the pion

via Eq. (6). We would like to remark that the same parameters were also used to describe the initial NN interaction in the calculations reported in Refs. [32, 34, 35]. This ensures that the elastic NN elastic scattering channel remains the same in the description of various

TABLE I: Coupling constants for the NN -meson vertices used in the calculations

| Meson | $g^2/4\pi$ | ℓ | Λ (GeV) | mass (GeV) |
|----------------------------------|------------|--------|---------------------|---------------|
| π | 12.562 | 0.1133 | 1.005 | 0.138 |
| σ | 2.340 | 0.1070 | 1.952 | 0.550 |
| ω | 46.035 | 0.0985 | 0.984 | 0.783 |
| ρ | 0.317 | 0.1800 | 1.607 | 0.770 |
| $k_\rho = 6.033, k_\omega = 0.0$ | | | | |

inelastic processes within this model.

The main criterion for choosing the meson exchanges as discussed above is to describe the NN scattering in the relevant beam energy region. We have left out the η -meson exchange in our description of the NN interaction since due to the pseudoscalar (PS) nature of its coupling, the contribution of the exchange terms of this particle (having a mass much larger than that of the pseudoscalar pion) is expected to be very small. Furthermore, the coupling constant for the $NN\eta$ vertex is small which is confirmed by several studies (see, e.g., [47, 48, 49, 50]).

B. Resonance-nucleon-meson vertex

As the η meson has zero isospin, only isospin- $\frac{1}{2}$ nucleon resonances are allowed. Below 2 GeV center of mass (c.m.) energy, $N^*(1535)$ has a prominent decay branching ratio of 40-60% into the $N\eta$ channel (see, e.g., the latest review of the particle data group [51]). On the other hand, $N^*(1650)$ and $N^*(1710)$ resonances have a small but non-negligible decay branching ratios of 3 - 10% and $6 \pm 1\%$, respectively, to this channel. In comparison to these, the branching ratio for the decay of $N^*(1520)$ resonance to $N\eta$ channel is negligibly small and we have not included it in our description. In several previous studies of the $NN \rightarrow NN\eta$ reaction, contributions from only $N^*(1535)$ resonance have been considered.

Since all the three resonances can couple to the meson-nucleon channels considered in the previous section, we require the effective Lagrangians for all the four resonance-nucleon-meson vertices corresponding to all the included resonances. At the spin- $\frac{1}{2}$ resonances - $N - \pi$ (η) vertices, we have the choice of PS or PV couplings. The corresponding effective Lagrangians can be written as [34, 47, 52, 53]

$$\mathcal{L}_{N_{1/2}^* N \pi}^{PV} = -\frac{g_{N_{1/2}^* N \pi}}{M} \bar{\Psi}_{N^*} \Gamma_\mu \boldsymbol{\tau} \cdot (\partial^\mu \boldsymbol{\Phi}_\pi) \Psi_N + \text{h.c.} \quad (9)$$

$$\mathcal{L}_{N_{1/2}^* N \pi}^{PS} = -g_{N_{1/2}^* N \pi} \bar{\Psi}_{N^*} i \Gamma \boldsymbol{\tau} \boldsymbol{\Phi}_\pi \Psi_N + \text{h.c.}, \quad (10)$$

$$\mathcal{L}_{N_{1/2}^* N \eta}^{PV} = -\frac{g_{N_{1/2}^* N \eta}}{M} \bar{\Psi}_{N^*} \Gamma_\mu \boldsymbol{\tau} \cdot (\partial^\mu \boldsymbol{\Phi}_\eta) \Psi_N + \text{h.c.}, \quad (11)$$

$$\mathcal{L}_{N_{1/2}^* N \eta}^{PS} = -g_{N_{1/2}^* N \eta} \bar{\Psi}_{N^*} i \Gamma \boldsymbol{\tau} \boldsymbol{\Phi}_\eta \Psi_N + \text{h.c.}, \quad (12)$$

where $M = (m_{N^*} \pm m_N)$, with upper sign for even parity and lower sign for odd parity resonance. The operators Γ, Γ_μ , are given by,

$$\Gamma = \gamma_5, \quad \Gamma_\mu = \gamma_5 \gamma_\mu, \quad (13)$$

$$\Gamma = 1, \quad \Gamma_\mu = \gamma_\mu, \quad (14)$$

for resonances of even and odd parities, respectively. We have performed calculations with both of these couplings. The effective Lagrangians for the coupling of resonances to other mesons are,

$$\mathcal{L}_{N_{1/2}^* N \rho} = -g_{N_{1/2}^* N \rho} \bar{\Psi}_{N^*} \frac{1}{2m_N} \Gamma_{\mu\nu} \partial^\nu \boldsymbol{\tau} \cdot \boldsymbol{\rho}^\mu \Psi_N + \text{h.c.} \quad (15)$$

$$\mathcal{L}_{N_{1/2}^* N \omega} = -g_{N_{1/2}^* N \omega} \bar{\Psi}_{N^*} \frac{1}{2m_N} \Gamma_{\mu\nu} \partial^\nu \omega^\mu \Psi_N + \text{h.c.} \quad (16)$$

$$\mathcal{L}_{N_{1/2}^* N \sigma} = g_{N_{1/2}^* N \sigma} \bar{\Psi}_{N^*} \Gamma' \sigma \Psi_N + \text{h.c.}, \quad (17)$$

where operators Γ' and $\Gamma_{\mu\nu}$ are,

$$\Gamma' = 1, \quad \Gamma_{\mu\nu} = \sigma_{\mu\nu} \quad (18)$$

$$\Gamma' = \gamma_5, \quad \Gamma_{\mu\nu} = \gamma_5 \sigma_{\mu\nu}, \quad (19)$$

for resonances of even and odd parities, respectively.

We assume that the off-shell dependence of the NN^* vertices are determined solely by multiplying the vertex constants by form factors. Similar to Refs. [45, 54], we use the following form factors for N^*N -meson vertices

$$F_i^{NN^*} = \left[\frac{(\lambda_i^{N^*})^4}{(\lambda_i^{N^*})^4 + (q_i^2 - m_i^2)^2} \right], i = \pi, \rho, \sigma, \omega, \quad (20)$$

The resonance couplings are determined from the experimentally observed branching ratios for the decay of the resonances to the corresponding channels. Since the resonances considered in this study have no known branching ratios for the decay into the $N\omega$ channel, we determine the coupling constants for the $N^*N\omega$ vertices by the strict vector meson dominance (VMD) hypothesis [55], which is based essentially on the assumption that the coupling of photons to hadrons takes place through a vector meson. For details of these calculations we refer to [34].

The resonance properties and the values of various coupling constants are given in Table II. Value of the cut-off parameter ($\lambda_i^{N^*}$) is taken to be 1.2 GeV for all the vertices, which is the same as that used in Refs. [35, 54]. Fixing $\lambda_i^{N^*}$ to one value minimizes the number of free parameters.

It should however, be stressed that the branching ratios determine only the square of the corresponding coupling constants, thus their signs remain uncertain in this method. Predictions from independent studies are used as a guide to fix these signs. We have followed here the results of Ref. [45] for this purpose. The propagators for various mesons and nucleon resonances in the calculation of the amplitudes have been taken to be the same as those discussed in [34, 35].

C. Amplitudes and cross sections

After having established the effective Lagrangians, coupling constants and form of the propagators, the amplitudes for various diagrams associated with the $NN \rightarrow NN\eta$ reaction can be calculated in straight forward manner by following the well known Feynman rules. The isospin part is treated separately. This gives rise to a constant factor for each graph, which is shown in Table III.

It should be stressed here that signs of various amplitudes are fixed, by those of the effective Lagrangians, coupling constants and propagators as described above. These signs are not allowed to change anywhere in the calculations.

The general formula for the invariant cross section of the $NN \rightarrow NN\eta$ reaction is written as

$$d\sigma = \frac{m_N^4}{2\sqrt{[(p_1 \cdot p_2)^2 - m_N^4]}} \frac{1}{(2\pi)^5} \delta^4(P_f - P_i) |A_{fi}|^2 \prod_{a=1}^3 \frac{d^3p_a}{E_a}, \quad (21)$$

TABLE II: Resonance parameters and the coupling constants for various decay vertices. Coupling constants at the $N^*N\omega$ vertices are obtained from the vector meson dominance hypothesis (see, *e.g.* Ref. [34]).

| Resonance | Width (GeV) | Decay channel | g |
|-------------|----------------|---------------|---------|
| $N^*(1535)$ | 0.150 | $N\pi$ | 0.6840 |
| | | $N\rho$ | 3.9497 |
| | | $N\omega$ | 1.4542 |
| | | $N\sigma$ | 2.5032 |
| | | $N\eta$ | 2.2000 |
| $N^*(1650)$ | 0.150 | $N\pi$ | 0.8096 |
| | | $N\rho$ | 2.6163 |
| | | $N\omega$ | 1.8013 |
| | | $N\sigma$ | 2.5032 |
| | | $N\eta$ | -0.5469 |
| $N^*(1710)$ | 0.150 | $N\pi$ | 1.0414 |
| | | $N\rho$ | 2.9343 |
| | | $N\omega$ | 1.5613 |
| | | $N\sigma$ | 0.6737 |
| | | $N\eta$ | 1.0328 |

where A_{fi} represents the total amplitude, P_i and P_f the sum of all the momenta in the initial and final states, respectively, and p_a the momenta of the three particles in the final state. The corresponding cross sections in the laboratory or center of mass systems can be written from this equation by imposing the relevant conditions.

D. Final state interaction

For describing the data for the $NN \rightarrow NN\eta$ reaction at beam energies very close to the η production threshold, consideration of the final state interaction (FSI) among the

TABLE III: Isospin factors for various diagrams, Isovector corresponds to π and ρ exchange graphs while isoscalar to ω and σ ones

| graph | isovector | isoscalar |
|----------|-------------------------|-----------|
| | $pp \rightarrow pp\eta$ | |
| direct | 1.0 | 1.0 |
| exchange | 1.0 | 1.0 |
| | $pn \rightarrow pn\eta$ | |
| direct | -1 | 1 |
| exchange | 2 | 0 |

three out going particles is important. We follow here an approximate scheme in line with the Watson-Migdal theory of FSI [41]. In this approach the energy dependence of the cross section due to FSI is separated from that of the primary production amplitude. This is based on the assumption that the reaction takes place over a small region of space, a condition fulfilled rather well in near threshold reactions involving heavy mesons. This method has been extensively applied to study the low momentum behavior of the pion [33, 56, 57], η meson [58, 59, 60], associated hyperon [34, 61] and ϕ -meson [62] production in NN collisions. The total amplitude is written as

$$A_{fi} = M_{fi}(NN \rightarrow NN\eta) \cdot T_{ff}, \quad (22)$$

where $M_{fi}(NN \rightarrow NN\eta)$ is the primary production amplitude as discussed above, while T_{ff} describes the re-scattering among the final particles which goes to unity in the limit of no FSI. The factorization of the total amplitude into those of the FSI and primary production (Eq. (22)), enables one to pursue the diagrammatic approach for the latter within an effective Lagrangian model and investigate the role of various meson exchanges and resonances in describing the reaction.

Watson's original method [41] was developed for those cases where the final state interaction is strong in relation to the production process and where it is confined only to one particular pair of particles (mostly among nucleons in case of nucleon-nucleon-meson final states). On the other hand, in certain cases it may be necessary to include FSI among all the three outgoing particles since even if the meson-baryon interactions are weak, they can still

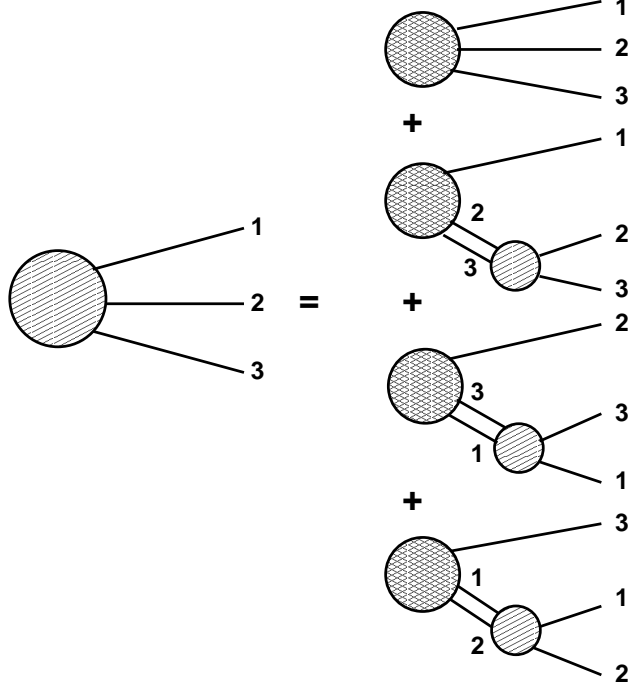


FIG. 2: Final state scattering among three particles evaluated to the lowest order

be influential through interference. In Ref. [34], the T matrix T_{ff} was written (without providing any proof) as a coherent sum of the T matrices describing the final state interaction among all the three two-body subsystems of the final state nucleon-nucleon-meson system. We show here that this result can be obtained (in a slightly different form) by following the technique of multiple FSI as discussed in Ref. [42].

We assume that the three-body final states are represented by the additive potentials of the form $V = V_{12} + V_{31} + V_{23} \equiv V_3 + V_2 + V_1$. Representing the production T matrix as T_0 and final state interaction T matrices as $T_{ij} \equiv T_k$, we can write the Lippman-Schwinger iteration for the total T-matrix as

$$T_{fi} = T_0 + \sum_{\alpha} T_{\alpha} G_0 T_0 + \sum_{\alpha \neq \beta} T_{\alpha} G_0 T_{\beta} G_0 T_0 + \dots, \quad (23)$$

where G_0 is the Greens function. Neglecting processes depicted by the third term, this decomposition can be expressed by Fig. 2. It is easy to show that the results of Watson FSI theory are recovered if one retains only the amplitude T_0 and a single pair amplitude, say, T_{12} .

Any practical calculation requires evaluation of the matrix element $\langle 123 | T_{12} G_0 T_0 | N_1 N_2 \rangle$, where N_1 and N_2 denote two particles of the incident channel

and 1,2 and 3 represent the outgoing channel particles. Introducing a complete set of intermediate states of particles, say, 1 and 2, we get for this channel

$$T_{fi} = \frac{1}{(2\pi)^3} \int \frac{d^3\mathbf{k}'_1}{2E'_1} \frac{d^3\mathbf{k}'_2}{2E'_2} \delta^3(\mathbf{k}'_1 + \mathbf{k}'_2 - \mathbf{k}_1 - \mathbf{k}_2) \frac{<\mathbf{k}_1\mathbf{k}_2|T_{12}|\mathbf{k}'_1\mathbf{k}'_2><\mathbf{k}'_1\mathbf{k}'_2\mathbf{k}_3|T_0|N_1N_2>}{E - (E_3 + E'_1 + E'_2) + i\epsilon}. \quad (24)$$

It may be noted that in this form, each particle lies on the mass shell and three momentum is conserved in the intermediate processes. Introducing the total and relative momenta, $\mathbf{p}' = \mathbf{k}'_1 + \mathbf{k}'_2$, $2\mathbf{q}' = \mathbf{k}'_1 - \mathbf{k}'_2$, and evaluating the integral in the barycentric frame of 1 and 2, we obtain,

$$T_{fi} = \frac{1}{(2\pi)^3} \int \frac{T_{12}(\xi, \theta; \xi', \theta') T_0(\xi', \theta', \mathbf{k}_3; \mathbf{k}_i)}{\xi - \xi' + i\epsilon} \frac{2q' d\xi' d\Omega'}{\xi'}, \quad (25)$$

where ξ is the energy of 1 and 2 in this frame, ξ' is the intermediate state and θ denotes the orientation (θ, ϕ) of \mathbf{q} with respect to a fixed axis.

For further evaluation of the integral, we make a partial wave decomposition of the amplitude and for each partial wave we rewrite it as

$$T_{fi}^{\ell m} \propto T_{12}(\xi, \xi) T_0(\xi) \int \frac{[T_{12}(\xi, \xi') T_0(\xi') / T_{12}(\xi, \xi) T_0(\xi)]}{\xi - \xi' + i\epsilon} \frac{2q' d\xi' d\Omega'}{\xi'}, \quad (26)$$

Now we make the assumption that the ratio within the square brackets in the integrand of Eq. (26) is constant upto a certain energy ξ_c and zero thereafter. Extending this procedure to all the three interacting pairs, we get in the low energy and s -wave limit

$$T_{fi} \simeq T_0(\xi) \sum_{i \neq j} c_{ij} T_{ij}(\xi, \xi), \quad (27)$$

where

$$c_{ij} = \frac{1}{\pi} \cosh^{-1} \left[1 + \frac{16m_i m_j (\xi_c - m_i m_j)}{(m_i + m_j)^3} \right]. \quad (28)$$

It is obvious that Eq. (27) allows interference among the final state scattering amplitudes. We further note that apart from the factor c_{ij} , this equation is similar to that used in Ref. [34].

The derivation of Eq. (27) is independent of the strength of the interaction and of whether it is attractive or repulsive. The quantity c_{ij} can be regarded as the amount of final state scattering that takes place in a particular channel ij . A plausible value of the cut off ξ_c

comes from the constraint that for the NN sub-state c_{ij} should come out to be unity since in the limit of FSI in only this sub-state, we should recover Watson's result. With the same value of the ξ_c , the c_{ij} for the ηN sub-state comes out to be 1.07. It must however, be noted that this procedure determines the value of the c_{ij} at best only for the NN channel. It remains largely undetermined for the $\eta - p$ sub-state which could even be dependent on the relative energy of this channel. Since, for the time being we do not have a definite method to determine this quantity, we have taken the same value for the parameter ξ_c for both the sub-states.

For calculating the FSI amplitude for the $N - \eta$ sub-state, we note that there are no direct measurements of the elastic ηN scattering and the information about the ηN elastic scattering amplitude is obtained by describing the $\pi N \rightarrow \eta N$ and $\gamma N \rightarrow \eta N$ data within some model. Recently, there has been suggestions to determine the ηN scattering amplitude from the studies of associated photoproduction of ϕ and η mesons off the proton [63]. We adopt here the results reported in Ref. [64] where ηN scattering parameters have been obtained by fitting the $\pi N \rightarrow \pi N$, $\pi N \rightarrow \eta N$, $\gamma N \rightarrow \eta N$ data in an energy range from threshold to about 100 MeV, in a K matrix method. These authors write the elastic ηN scattering T matrix as

$$T^{-1} = 1/a + \frac{r_0}{2}q_\eta^2 + sq_\eta^4 - iq_\eta, \quad (29)$$

where q_η is the momentum in the ηN center of mass (c.m.) system. Seven sets of values of the parameters a , r_0 and s are given in Ref. [64]. In this work we have adopted the form given by Eq. (29) to describe the ηN scattering amplitudes with the parameters, $a = 0.51 + i0.26$, $r_0 = -2.50 - i0.310$, and $s = -0.20 - i0.04$. The FSI amplitude T_{NN} has been calculated by following the Jost function method using the effective range expansion (ERE) of the NN phase shifts as discussed in Refs. [33, 34, 41]. In case of the proton-proton sub-state, the Coulomb modified effective range expansion has been used [65]. The effective range parameters for the NN channel have been taken to be the same as those used in Ref. [33].

It should however, be mentioned here that the use of on-shell forms to describe the FSI T matrices T_{if} has been criticized by some authors. It has been argued in Refs. [66, 67] that the absolute magnitudes of the cross sections obtained by such a procedure could be uncertain because of the off shell effects. Even the Jost function method has been shown [68] to produce inadequate results in an study where the scattering length parameters for the

$\Lambda - p$ final state has been extracted from the $pp \rightarrow p\Lambda K^+$ data. In the next section we have examined the role of the off shell effects in the NN sub-state in some more details.

III. RESULTS AND DISCUSSIONS

The major aim of this paper is to check the suitability of our model and the vertex parameters appearing therein to describe the η production cross sections over a wide range of beam energies. We have therefore, applied our approach to describe the total cross sections for $pp \rightarrow pp\eta$ reaction for beam energies ranging from near threshold to upto 10 GeV, and for the $pn \rightarrow pn\eta$ reactions for beam energies from threshold to upto 1.6 GeV. These are the energy regimes in which experimental data are available for the two reactions. We have also used this method to describe one set of the exclusive data, namely the η angular distributions for the former reaction. Calculations have been performed by using both the PS and PV couplings for $N^*N\pi$ and $N^*N\eta$ vertices. We note that the cross sections remain almost unchanged by changing from one type of coupling to another. In all the calculations shown below the coupling constants and cut off parameters for various vertices were the same as those discussed in section II.

A cleaner check of the vertex parameters used in calculating the amplitude $M_{fi}(NN \rightarrow NN\eta)$, is provided by the comparison of our calculations with the data for beam momenta above 3 GeV/c, since at these energies FSI effects are most likely to be unimportant. In Fig. 3, we show the comparison of our calculations and the experimental data (taken from Ref. [69]) for the total cross section of the $pp \rightarrow pp\eta$ reaction at higher beam energies. We notice that the measured cross sections are reproduced reasonably well by our calculations (solid line) in the entire range of beam momenta.

Individual contributions of various nucleon resonance intermediate states to the $pp \rightarrow pp\eta$ reaction are also shown in Fig. 3. Cross sections corresponding to $N^*(1535)$, $N^*(1650)$ and $N^*(1710)$ resonances are represented by dashed, dotted and dashed-dotted lines, respectively while their coherent sum is shown by the solid line. We note that the contributions of the $N^*(1535)$ resonance dominate the total cross section for all the beam momenta. In comparison, those of $N^*(1650)$ and $N^*(1710)$ resonances are smaller by factors ranging from 5 - 10. However, the interference terms of the amplitudes corresponding to various resonances are not negligible. It must again be emphasized that we have no freedom of choosing the

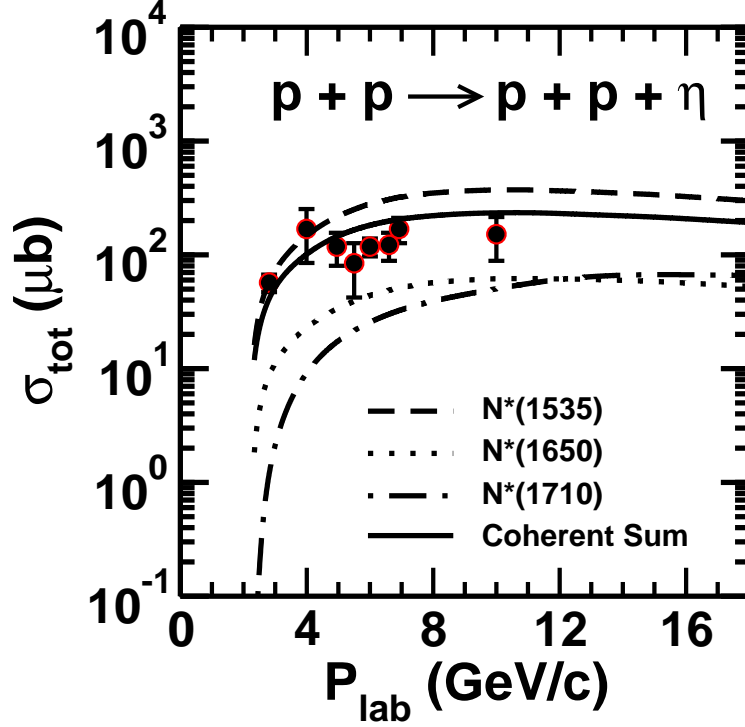


FIG. 3: The total cross section for the $p + p \rightarrow p + p + \eta$ reaction as a function of the beam momentum. The dashed, dotted and dashed-dotted curves represent the contributions of $N^*(1535)$, $N^*(1650)$, $N^*(1710)$ baryonic resonance intermediate states, respectively. Their coherent sum is shown by the solid line. The experimental data are from [69].

relative signs of the interference terms.

The results shown in Fig. 3 fix the parameters of all the vertices. In the application of our model to describe $NN\eta$ data at near threshold beam energies, the amplitude $M_{fi}(NN \rightarrow NN\eta)$, has been calculated with exactly the same values for all the parameters. For these energies the FSI effects in the outgoing channels, have been included by using Eq. (27). The experimental cross sections in this energy regime are given as a function of the excess energy (ϵ) which is defined as $\epsilon = \sqrt{s} - 2m_p - m_\eta$, where \sqrt{s} is the invariant mass.

In Figs. 4 and 5, we present comparisons of our calculations with the experimental data for total cross sections of $pp \rightarrow pp\eta$ and $pn \rightarrow pn\eta$ reactions, respectively, as a function of ϵ . The solid, dashed and dotted lines show the results obtained by including the full FSI effects in all the three sub-systems, only pp channel FSI and no FSI at all, respectively. It should be noted that no arbitrary normalization constant has been introduced in any of the results shown in these figures. For the case of the $pp \rightarrow pp\eta$ reaction, our full calculations

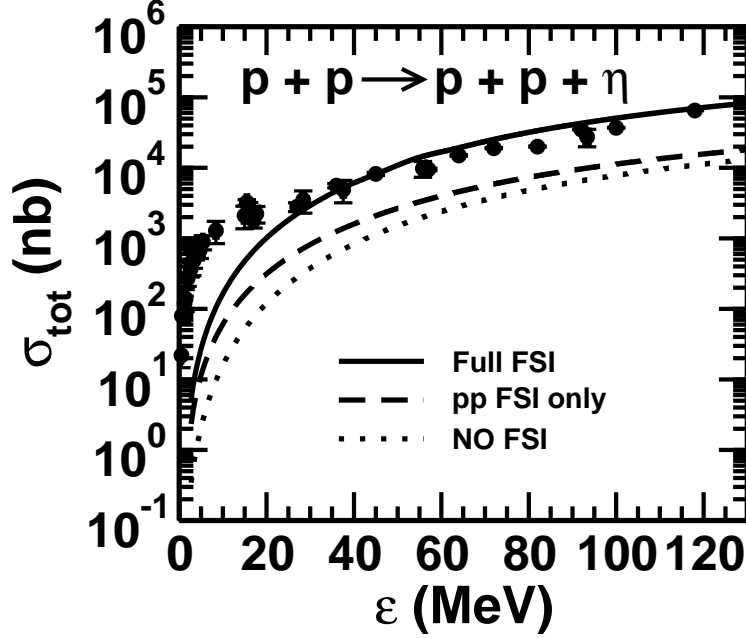


FIG. 4: The total cross section for the $p + p \rightarrow p + p + \eta$ reaction as a function of the excess energy. The dotted and dashed curves represent cross section obtained with FSI effects included only in the proton-proton sub-state of the final channel and no FSI at all, respectively. The solid line shows the results obtained with full FSI effects included as discussed in section II. The experimental data are from [11, 12, 13, 14, 15].

describe the data quite well for ϵ values in the range of 15 - 130 MeV. On the other hand, for the $pn \rightarrow pn\eta$ reaction they are in excellent agreement with the available data for all the beam energies. The FSI in the ηp sub-state is indeed quite important in our model. The difference between results obtained with FSI in only the pp sub-state and that in all the three subsystems of the final channel, is comparable to that reported in the three body calculations of Ref. [31]. These authors have presented their results for ϵ values up to only 60 MeV. It would be interesting to see the results of their model also at higher values of ϵ . It should, however, be noted that the description of the data for the $pn \rightarrow pn\eta$ reaction within the three-body model model is less satisfactory in comparison to that for the $pp \rightarrow pp\eta$ reaction.

We see that the ELM is able to describe both the energy dependence and the absolute magnitudes of the experimental cross sections for the η meson production in both pp and pn channels for excess energies > 15 MeV. However, it underpredicts the pp channel data

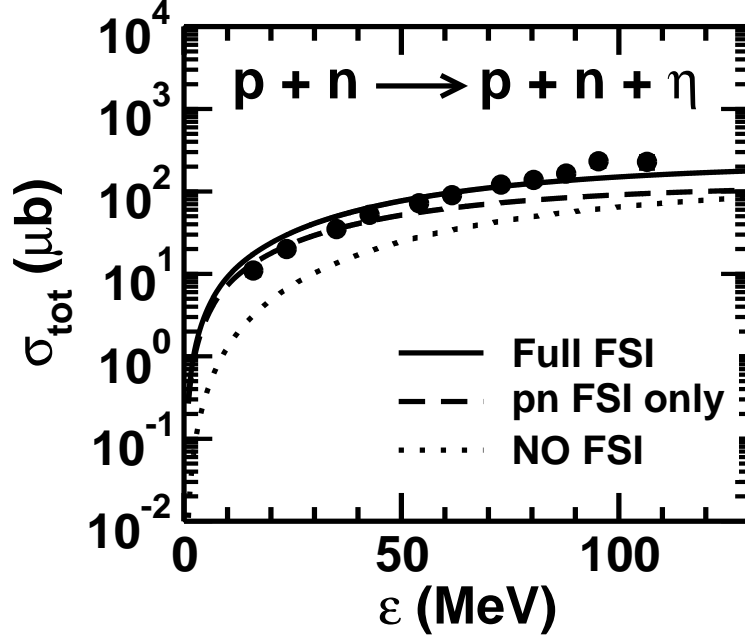


FIG. 5: The total cross section for the $p+n \rightarrow p+n+\eta$ reaction as a function of the excess energy. The dotted and dashed curves represent cross section obtained with FSI effects included only in the proton-proton sub-state of the final channel and no FSI at all, respectively. The solid line shows the results obtained with full FSI effects included as discussed in section II. The experimental data are from [10].

for ϵ values below 15 MeV. Such a trend has also been seen in calculations presented in Refs. [29] where the η meson production in NN collisions has been investigated within a relativistic meson exchange model including the initial state interactions and FSI (only in the NN sub-system). These authors have attributed the near threshold underestimation of the experimental total cross section to the non-inclusion of the ηp FSI in their model.

Since the ingredients of the primary production amplitude of our model have already been checked and fixed by calculations done at higher beam energies where FSI effects are absent, the underestimation of the $pp \rightarrow pp\eta$ cross section for very low values of ϵ indicates that we need to improve the treatment of the FSI effects. Inclusion of the off shell effects in the calculations of FSI is one of the likely improvements. The knowledge about the off shell nature of the ηN interaction is still very sparse. However, we can use the results presented in Ref. [60] to investigate the effects of using off shell pp FSI on the near threshold η production cross sections. In Fig. 6, we have compared the results for the total cross sections for the

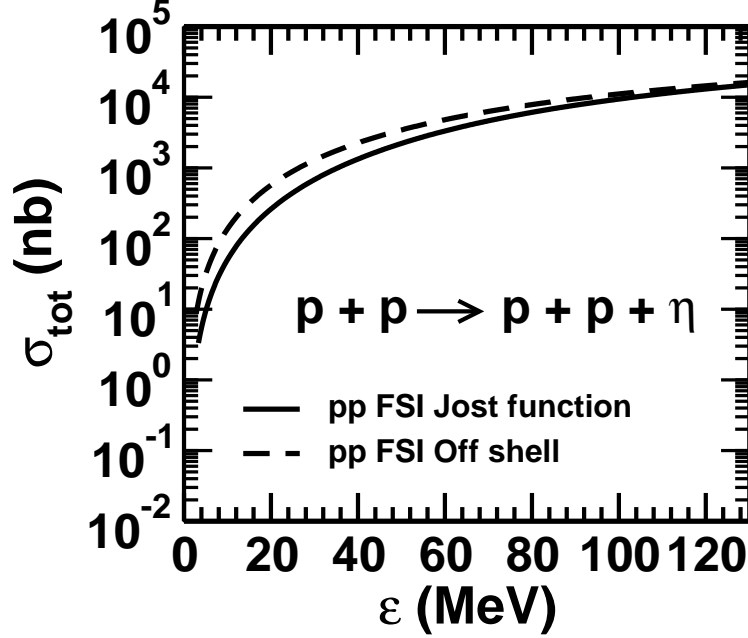


FIG. 6: The total cross section for the $p + p \rightarrow p + p + \eta$ reaction as a function of the excess energy with only the pp FSI effects. The solid and dashed curves represent cross section obtained with pp FSI calculated with Jost function method and that with the method described in Ref. [60].

$pp \rightarrow pp\eta$ reaction obtained by including pp only FSI calculated with the Jost function method and that obtained with a off shell pp FSI as described in Ref. [60]. In the results presented in this figure, no $\eta - p$ FSI has been considered. We note that the off shell effects in the pp FSI do increase the cross section for $\epsilon < 60$ MeV. However, it is not enough to explain the underprediction of the experimental data by our theory at smaller energies. One needs to have a better understanding of the ηN scattering amplitude. Further improvement may come by including the three-body terms in the expansion of the scattering amplitude given by Eq. (22). It has been shown in Ref. [31] that $NN\eta$ FSI effects calculated within a three-body scattering theory leads to enhanced cross sections at very low values of ϵ .

It should be remarked here that the differences in the cross sections of $pn \rightarrow pn\eta$ and $pp \rightarrow pp\eta$ reactions are not only due to different isospin factors, but also due to differences in the FSI effects. The low energy scattering parameters between pp and pn cases are different; the latter involves also a triplet spin state together with the singlet one. A crucial difference between them is the Coulomb interaction. This is not included in the three-body model calculations of the $pp \rightarrow pp\eta$ reaction reported in Ref. [31]. Inclusion of this term is likely

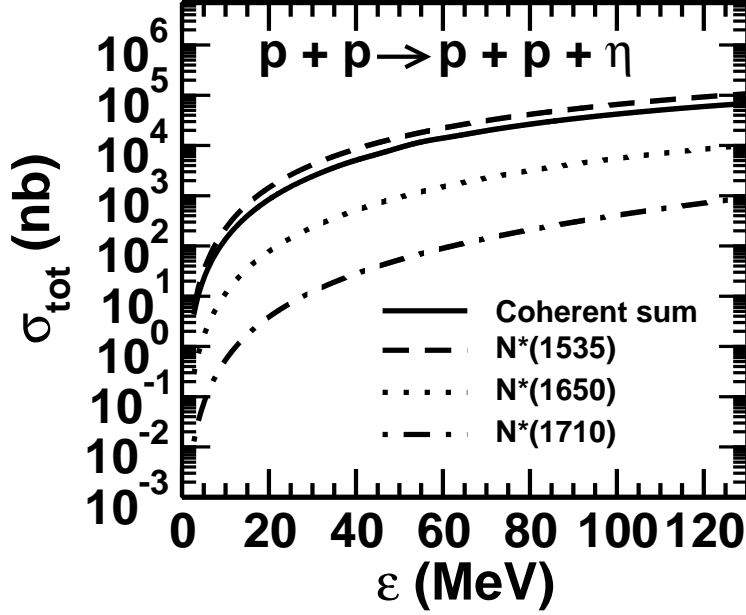


FIG. 7: Contributions of $N^*(1535)$ (dashed line), $N^*(1650)$ (dotted) and $N^*(1710)$ (dashed-dotted line) baryonic resonances to the total cross section for $pp \rightarrow pp\eta$ reaction. Their coherent sum is shown by the solid line.

to reduce the cross section for beam energies very close to the threshold.

In Figs 7 and 8 we show the individual contributions of various nucleon resonances to the total cross sections of the $pp \rightarrow pp\eta$ and $pn \rightarrow pn\eta$ reactions, respectively, at the near threshold beam energies. Similar to the situation at higher beam energies, the cross sections are dominated by the $N^*(1535)$ resonance excitation. Since $N^*(1535)$ is the lowest energy baryonic resonance having an appreciable branching ratio for the decay into the $N\eta$ channel, its dominance in this reaction even at beam energies near the η production threshold is to be expected. The contribution of $N^*(1650)$ resonance state is small and that of the $N^*(1710)$ resonance is even smaller at these lower beam energies. It should, however be noted that the resonance-resonance interference terms are not negligible. For the $pp \rightarrow pp\eta$ reaction, the total cross sections are smaller than those corresponding to the $N^*(1535)$ resonance alone. For the $pn \rightarrow pn\eta$ reactions the difference between the two is not visible in Fig. 8.

We found that the cross sections calculated with nucleon intermediate states (the nucleon bremsstrahlung) were negligibly small. This is in agreement with the results reported in Ref. [29]. In any case, there is a considerable amount of uncertainty in these cross sections because the value of the coupling constant $g_{NN\eta}$ varies in a broad range (see, e.g. [47, 70, 71]).

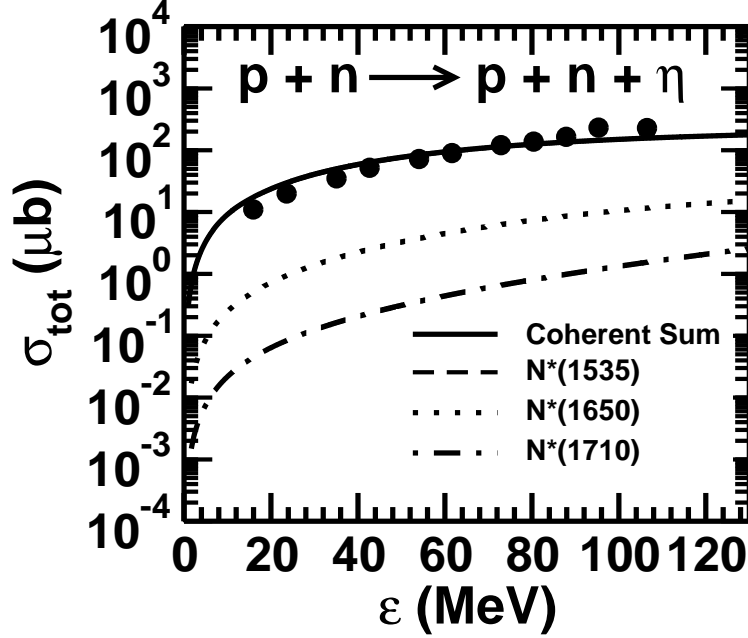


FIG. 8: Contributions of $N^*(1535)$ (dashed line), $N^*(1650)$ (dotted) and $N^*(1710)$ (dashed/dotted line) baryonic resonances to the total cross section for $pn \rightarrow pn\eta$ reaction. Their coherent sum is shown by the solid line.

In Fig. 9, we show contributions of various meson exchanges to the $pp \rightarrow pp\eta$ reaction at near threshold beam energies. The dashed, dotted, dashed-dotted and dashed-double dotted curves represent the contributions of π , ρ , σ and ω meson exchanges, respectively. Their coherent sum is shown by the solid line. We see that the one pion exchange graphs make the largest contribution to the reaction in this energy regime. However, a striking feature of this figure is that despite a larger value for the $g_{N^*N\rho}$ coupling used in our calculations, the contributions of ρ meson exchange is still much smaller than that of the pion exchange graphs. Hence in contrast to the results reported in Refs. [72, 73] the ρ meson exchange terms do not dominate the total $NN\eta$ production cross sections. To understand this difference we note that while in Refs. [72, 73] $\gamma_5\gamma_\mu$ couplings have been used for the ρNN^* vertex, we have taken a $\gamma_5\sigma_{\mu\nu}$ coupling for the same which is an extension of the γNN^* couplings (due to vector meson dominance reasons [47]). This is also compatible with the forms of the ρNN^* couplings used in the literature [45, 74, 75]. Since the ρ meson exchange amplitudes calculated with the $\gamma_5\sigma_{\mu\nu}$ couplings involve delicate cancellations among leading terms, con-

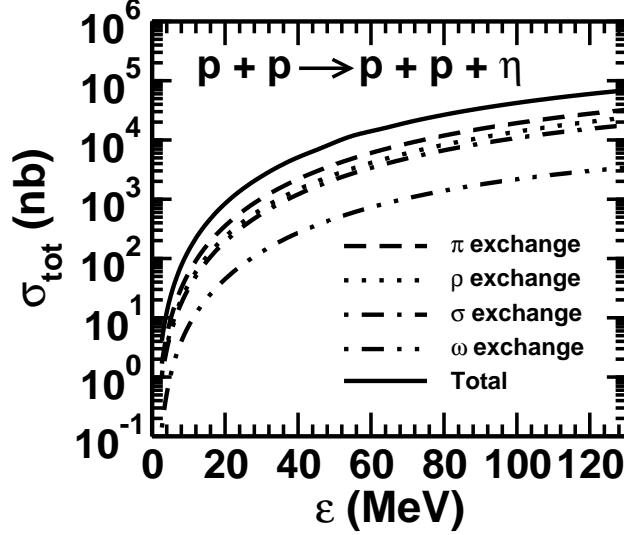


FIG. 9: Contributions of π (dashed line), ρ (dotted line), ω (dashed-double dotted line) and σ (dashed-dotted line) meson exchange processes to the total cross section for the $pp \rightarrow pp\eta$ reaction as a function of the excess energy. Their coherent sum is shown by the solid line.

tributions of this exchange diagrams to the η production cross sections are weakened. This is the main reason for differences between our results and those of Refs. [72, 73].

In Ref [29], although the form of the ρNN^* coupling is the same as ours, relatively lower ρ meson exchange cross sections result from the use of a very small value for the coupling constant $g_{N^*N\rho}$ which is based on the lower limit of the branching ratio for the radiative decay of this resonance. Our value for this constant, on the other hand, is calculated from the branching ratio of the decay of this resonance to $N\rho$ channel as quoted in Ref. [51].

We see that the ω meson exchange process contributes insignificantly to the $NN\eta$ production but the σ meson exchange terms are relatively more important. Larger contributions from the latter has also been seen in other subthreshold reactions analyzed within our model. It indicates that σ meson exchange may be an efficient means of mediating the large momentum mismatch involve in the meson production in NN collisions [76, 77].

In fig. 10, we investigate the effects of using PS or PV couplings for the $N^*N\pi(\eta)$ vertices. We notice hardly any difference in the cross sections calculated by the two couplings. Similar results were also observed in Ref [45]. This result is not surprising since the two couplings are constructed in such a way that both are equivalent on the mass shell. Of course, they start having different energy behavior in the far off shell region where resonance contribution

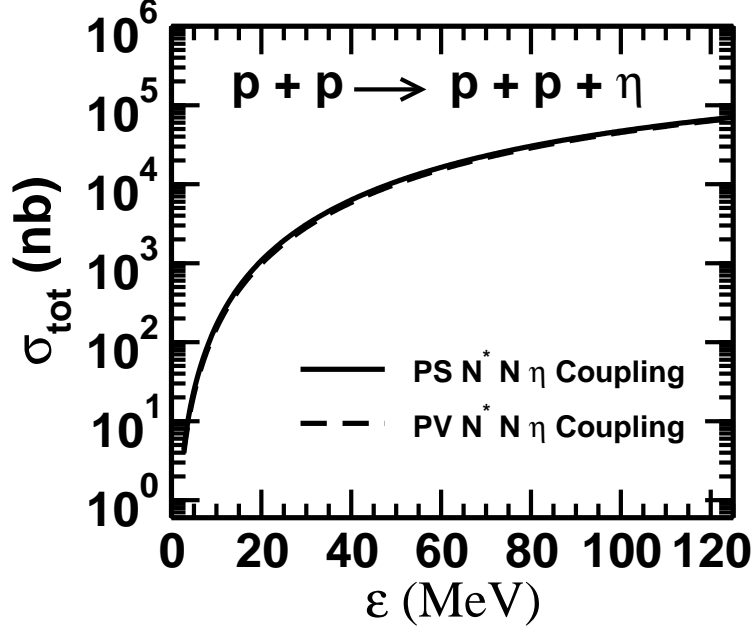


FIG. 10: The total cross section for the $pp \rightarrow pp\eta$ reaction calculated with pseudovector (solid line) and pseudoscalar (dashed line) couplings for the $N^*N\pi(\eta)$ vertex for the resonances considered in this paper, as a function of the excess energy.

is anyway suppressed due to dominance of the corresponding propagator. It is only in the $NN\pi$ case that difference in the PS and PV couplings are obvious with a clear preference for the PV coupling in line with the chiral symmetry as discussed earlier.

After establishing the dynamical content of our model *vis a vis* the description of the total production cross sections, we now turn our attention to more exclusive data. In Fig. 11, we show a comparison of our calculations with the data for the angular distribution of η meson in the $pp \rightarrow pp\eta$ reaction for ϵ values of 15 MeV (upper panel) and 41 MeV (lower panel). Since the angular distribution data are normalized to the total cross sections for both values of ϵ , we have done the same in our calculations shown in this figure. We note that shapes of the angular distributions are described well by our model at both the energies. At the lower beam energy, the data as well as our calculations have essentially isotropic distributions. However, for $\epsilon = 41$ MeV, there is a tendency in our calculations to show slight enhancements at forward and backward angles which is typical of the π exchange dominance process in the $N^*(1535)$ excitation. Due to large statistical errors in the data, it is difficult to conclude if they show a trend different from our calculations. It will be

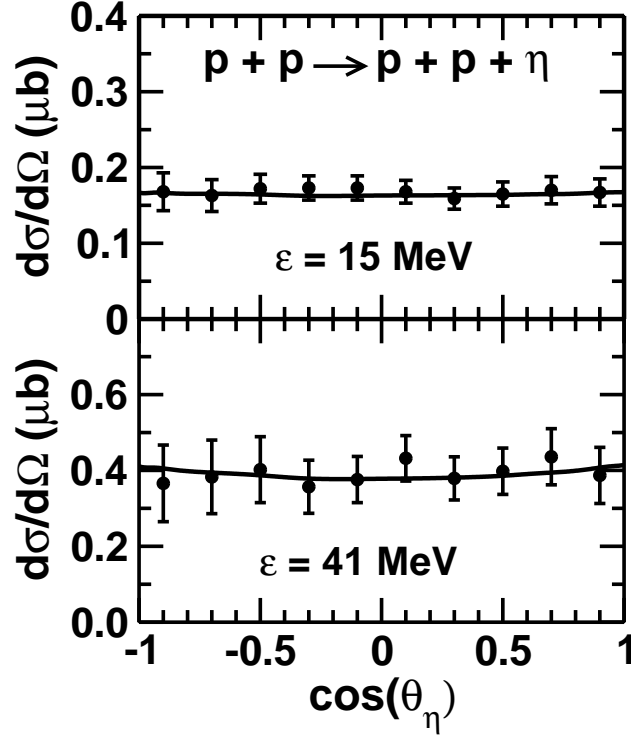


FIG. 11: Differential cross sections of the $pp \rightarrow pp\eta$ reaction as a function of η meson angle in the c.m. frame of the total system at the excess energies of 15 MeV (upper panel) and 41 MeV (lower panel). The experimental data have been taken from the Ref. [8].

useful to have better quality data with less statistical errors in order to determine if other mechanisms which may show a trend different from ours, are also important. In any case, it is quite unlikely that the ρ meson exchange mechanism which might lead to a distribution different from that seen in our calculations [28] is a dominant mechanism as has already been discussed.

IV. SUMMARY AND CONCLUSIONS

In this paper we investigated the η meson production in proton-proton and proton-neutron collisions for beam energies ranging from near threshold to about 10 GeV within an effective Lagrangian model which has been used previously to describe successfully the pion, associated kaon and dilepton production in NN collisions. The interaction between two nucleons in the initial state is modeled by effective Lagrangians based on the exchange of π , ρ , ω and σ mesons. The parameters of the corresponding vertices were taken to be the

same as those used in the previous applications of this model which restricts the freedom of varying the parameters to get fits to the data. The eta meson production proceeds via excitation, propagation and decay of $N^*(1535)$, $N^*(1650)$ and $N^*(1710)$ intermediate nucleon resonance states. The coupling constants at the resonances-nucleon-meson vertices have been determined from the experimental branching ratios of decays of the resonances into the relevant channels. Here again we have used the same coupling constants as those used in the previous applications of the model at vertices that appeared also in those calculations. The interference terms among various amplitudes are included in the total T matrix.

To describe the data at the near threshold beam energies, the FSI effects among the outgoing particles are included by a generalized Watson-Migdal method which allows to have these effects in all the three two body sub-systems of the out-going channel. This method involves a parameter which has been determined from the constrained that in the limit of FSI in only NN sub-system the result of the usual Watson method is reproduced.

In this paper we presented the analysis of the data for total cross sections for the $pp \rightarrow pp\eta$ and $pn \rightarrow pn\eta$ reactions and for the η angular distributions in the former reaction. With the same set of vertex parameters, the model is able to provide a good description of the data for the $pp \rightarrow pp\eta$ reaction at higher as well as near threshold beam energies except for the excess energies below 15 MeV where our calculations underpredict the experimental data. The experimental total cross sections of the $pn \rightarrow pn\eta$ reaction are also well described by our model. The data for the η angular distributions in the case of $pp \rightarrow pp\eta$ reaction are also well reproduced at two beam energies. Imprecise knowledge of the $\eta - N$ scattering amplitudes and non-inclusion of the three-body effects are the most likely reasons for underestimation of the pp channel data by our model at very low beam energies. We will present our analysis of observables related to meson energy dependence which are likely to provide a more stringent test of the FSI effects, in a future publication.

One pion exchange processes make the largest contributions to cross sections in the entire energy regime. Despite our using a large coupling constant for the $N^*(1535)N\rho$ vertex, the cross sections of the ρ meson exchange process are still lower than those of the pion exchange mechanism. Therefore, ρ meson exchange being the dominant mechanism of $N^*(1535)$ resonance excitation [28] is not supported by our calculations. The individual contributions of the ω meson exchange diagrams are very small every where. On the other hand, the σ exchange terms make relatively larger contributions.

The excitation of the $N^*(1535)$ resonance dominates the $NN\eta$ production at both higher as well as near threshold beam energies. The contributions of $N^*(1650)$ and $N^*(1710)$ are small in comparison. However, the interference among various resonance contributions is not negligible. Unlike the $NN\pi$ vertex where there is a clear preference for the PV coupling, the present reaction does not distinguish between PS and PV couplings at the $N^*N\eta$ vertex involving spin-1/2 even or odd parity resonances.

This work fixes the parameters of the effective Lagrangian model for most of the vertices involve in the eta meson production processes. An interesting further check of this model will be provided by the analysis of the eta photoproduction data on nucleons (see, e.g. [78, 79]). An exciting recent result is that the integrated cross section of the photoproduction of η meson on neutrons shows an additional maximum at center of mass energies around 1.66 GeV. This has recently been explained in terms of the excitation of the $N^*(1650)$ and $N^*(1650)$ resonance states [80]. Furthermore, the vertex parameters derived by us will also be useful in applications of effective Lagrangian method in describing the production of eta-mesic nuclei in proton and photon induced reactions (see, e.g. [81, 82]).

V. ACKNOWLEDGMENTS

The author is thankful to Andrzej Deloff for several useful correspondences regarding the off shell pp FSI method presented in Ref. [60] and for help in implementing the calculations based on this method. Useful discussions with Horst Lenske, Ulrich Mosel and Pawel Moskal is gratefully acknowledged.

-
- [1] K. G. Wilson, Phys. Rev. **D10**, 2445 (1974).
 - [2] D. B. Leinweber, W. Melnitchouk, D. G. Richards, A. G. Williams, and L. M. Zanotti, arXiv:nucl-th/0406032; J. M. Zanotti, B. Lasscock, D.B. Leinweber and A. G. Williams, Phys. Rev. **D71**, 034510 (2005); R.D. Young, D. B. Leinweber, and A. W. Thomas, Phys. Rev. **D71**, 014001 (2005).
 - [3] P. Mosal, M. Wolke, A. Khoukaz, and W. Oelert, Progr. Part. Nucl. Phys. **49**, 1 (2002)
 - [4] H. O. Meyer *et al.*, Phys. Rev. C **63**, 064002 (2001); and references therein.
 - [5] J. Balewski *et al.*, Phys. Lett. **B420**, 211 (1998).

- [6] S. Sewerin *et al.*, Phys. Rev. Lett. **83**, 682 (1999).
- [7] P. Kowina *et al.*, Eur. Phys. J, A **22**, 293 (2004).
- [8] M. Abdel-Bary *et al.*, Phys. Lett. **B595**, 127 (2004).
- [9] A. Abd El-Samad *et al.*, Phys. Lett. **B632**, 27 (2006)
- [10] H. Calen *et al.*, Phys. Rev. C. **58**, 2667 (1998).
- [11] H. Calen *et al.*, Phys. Lett. B **458**, 190 (1999).
- [12] J. Smyrski *et al.*, Phys. Lett. B **474**, 182 (2000); F. Hilbao *et al.*, *ibid.* **438**, 41 (1998); H. Calen *et al.*, *ibid.* **366**, 39 (1996); E. Chiavassa *et al.*, *ibid.* **322**, 270 (1993); A.M. Bergdolt *et al.*, Phys. Rev. D **48**, R2969 (1993).
- [13] M. Abdel-Bary *et al.*, Eur. Phys. J. A **16**, 127 (2003)
- [14] F. Balestra *et al.*, Phys. Rev. C **69**, 064003 (2004).
- [15] P. Moskal *et al.*, Phys. Rev. C **69**, 025203 (2004).
- [16] C. Dover and P. Fishbane, Phys. Rev. Lett. **64**, 3115 (1990).
- [17] See, e.g., Z. Papandreou, *Eleventh International conference on Hadron spectroscopy*, Rio de Janeiro (Brazil), August 21-26, 2005, AIP conference Proceedings, Vol. 814.
- [18] N. Mathur, Y. Chen, S. J. Dong, T. Draper, I. Horvath, F. X. Lee, K. F. Liu, and J. B. Zhang, Phys. Lett. B **605**, 137 (2005); C. Hanhart, arXiv:nucl-th/0511045.
- [19] H.C. Chiang, E. Oset, and L.C. Liu, Phys. Rev. C **44**, 738 (1991).
- [20] A. Fix and H. Arenhövel, Phys. Rev. C **66**, 024002 (2002).
- [21] Q. Haider and L.C. Liu, Phys. Rev. C **66**, 045208 (2002).
- [22] M. Pfeiffer *et al.*, Phys. Rev. Lett. **92**, 252001 (2004).
- [23] A. Sibirtsev, J. Haidenbauer, J.A. Niskanen, and U.-G. Meissner, Phys. Rev. C **70**, 047001 (2004).
- [24] International workshop on η -nucleus Physics, May 8-12, 2006, Jülich, Germany, summary is available at arXiv:nucl-th/0610011.
- [25] W. Cassing, V. Metag, U. Mosel and K. Niita, Phys. Rep. **188**, 363 (1988).
- [26] T. Vetter, A. Engel, T. Biro, and U. Mosel, Phys. Lett B **263**, 153 (1991).
- [27] A. Moalem, E. Gedalin, L. Razdolskaja, and Z. Shorer, Nucl. Phys. **A600**, 445 (1996); E. Gedalin, A. Moalem, L. Razdolskaya, Nucl. Phys. **A634**, 368 (1998); *ibid.*, Nuc. Phys. **A 650**, 471 (1999).
- [28] G. Fäldt and C. Wilkin, Phys. Scr. **64**, 427 (2001).

- [29] K. Nakayama, J. Speth, and T. -S. H. Lee, Phys. Rev. C, **65**, 045210 (2002); K. Nakayama, J. Haidenbauer, C. Hanhart, and J. Speth, Phys. Rev. C **68**, 045201 (2003).
- [30] V. Baru, H. Haidenbauer, C. Hanhart, Y. Kalashnikova and A. Kudryavtsev, Phys. Lett. B **586**, 53 (2004).
- [31] A. Fix, and H. Arenhövel, Phys. Rev. C **69**, 014001 (2004),
- [32] A. Engel, R. Shyam, U. Mosel, and A. K. Dutt-Majumder, Nucl. Phys. **603**, 387 (1996).
- [33] R. Shyam and U. Mosel, Phys. Lett. **B425**, 1 (1998).
- [34] R. Shyam, Phys. Rev. C **60**, 055213 (1999); R. Shyam, G. Penner, and U. Mosel, Phys. Rev. C **63**, 022202(R) (2001); R. Shyam, Phys. Rev. C **73**, 035211 (2006).
- [35] R. Shyam, and U. Mosel, Phys. Rev. C **67**, 065202 (2003).
- [36] M. Schäfer, H. C. Dönges, A. Engel, and U. Mosel, Nucl. Phys. **A575**, 429 (1994).
- [37] S. Weinberg, Phys. Rev. **166**, 1568 (1968).
- [38] V. Bernard, N. Kaiser, and Ulf-G. Meissner, Int. J. Mod. Phys. E **4**, 193 (1995).
- [39] C. Hanhart, Phys. Rep. **397**, 155 (2004).
- [40] R. Machleidt, K. Hollinde and Ch. Elster, Phys. Rep. **149**, 1 (1987).
- [41] M.L. Goldberger and K.M. Watson, *Collision Theory*, Wiley, New York, 1969, pp 549.
- [42] J. Gillespie, *Final-State Interaction*, Ed. K. M. Watson, Holden-Day Adv. Phys. Monographs, Holden-Day, San Francisco, 1964, and references therein.
- [43] A. Deloff, arXiv:nucl-th/0406069.
- [44] T. Ericson and W. Weise, *Pions and Nuclei* (Clarendon, Oxford, 1988).
- [45] G. Penner and U. Mosel, Phys. Rev. C **66**, 055211 (2002); **66**, 055212 (2002); G. Penner, Ph.D. thesis (in English), Universität Giessen, 2002, available at the URL <http://theorie.physik.uni-giessen.de>
- [46] J. D. Bjorken and S. D. Drell, *Relativistic Quantum Mechanics* (McGraw-Hill, New York, 1964).
- [47] M. Benmerrouche, N.C. Mukhopadhyay, and J.F. Zhang, Phys. Rev.D **51**, 3237 (1995).i
- [48] W. Grein and P. Kroll, Nucl. Phys. **A338**, 332 (1980).
- [49] C. Bennhold, Nucl. Phys. **A585**, 313c (1995).
- [50] M. Kirchbach and L. Tiator, Nucl. Phys. **A605**, 385 (1996).
- [51] W.M. Yao et. al. (particle data group), J. Phys. G: Nucl & Part. Phys. **33**, 1 (2006).
- [52] T. Feuster and U. Mosel, Nucl. Phys. A **612**, 375 (1997).

- [53] T. Feuster and U. Mosel, Phys. Rev.C **58**, 457 (1998).
- [54] R. Shyam, H. Lenske, and U. Mosel, Nucl. Phys. A **764**, 313 (2006).
- [55] J.J. Sakurai, *Currents and Mesons*, Univ. of Chicago Press, Chicago, 1969; Ann. Phys. **11**, 1 (1960).
- [56] J. Dubach, W.M. Kloet, and R.R. Silbar, Phys. Rev. C **33**, 373 (1986).
- [57] V. Bernard, N. Kaiser, and Ulf-G. Meissner, Eur. Phys. J. A **4**, 259 (1999).
- [58] A. Moalem, E. Gedalin, L. Razdolskaja, and Z. Shorer, Nucl. Phys. A **600**, 455 (1996).
- [59] B.L. Druzhinin, A.E. Kudryavtsev, and V.E. Tarasev, Z. Phys. A **359**, 205 (1997).
- [60] A. Deloff, Phys. Rev. C **69**, 035206 (2004).
- [61] A. Sibirtsev, J. Haidenbauer, H.-W. Hammer, U.-G. Meissner, Eur. Phys. J. **A29**, 363 (2006).
- [62] A.I. Titov, B. Kämpfer, and B.L. Reznik, Eur. Phys. J. A **7**, 543 (2000).
- [63] M. Soyeur and M.F.M. Lutz, arXiv:nucl-th/0607019.
- [64] A. M. Green, and S. Wycech, Phys. Rev. C **71**, 014001 (2005).
- [65] H. P. Noyes, Annu. Rev. Nucl. Sci, **22**, 465 (1972).
- [66] C. Hanhart and K. Nakayama, Phys. Lett. **B454**, 176 (1999).
- [67] V. Baru, A. M. Gasparyan, J. Haidenbauer, A. E. Kudryavtsev, and J. Speth, Phys. At. Nucl. **64**, 579 (2001) [Yad. Fiz. **64**, 633 (2001)].
- [68] A. Gasparyan, J. Haidenbauer, and C. Hanhart, Phys. Rev. C **72**, 034006 (2005).
- [69] *Landolt-Börnstein: Numerical Data and Functional Relationships in Science and Technology, New Series*, edited by H. Schopper, I/12 (Springer, Berlin, 1988)
- [70] B. Lopez Alvaredo and E. Oset, Phys. Lett. B **324**, 125 (1994).
- [71] W.-T. Chiang, S. N. Yang, L. Tiator, and D. Drechsel, Nucl. Phys. **A700**, 429 (2002).
- [72] E. Gedalin, A. Moalem, L. Razdolskaya, Nucl. Phys. **A634**, 368 (1998); *ibid.*, Nuc. Phys. **A 650**, 471 (1999).
- [73] A. B. Santra and B. K. Jain, Nucl. Phys. **A634**, 309 (1998).
- [74] M. Post, S. Leupold, and U. Mosel, Nucl. Phys. **A 689**, 753 (2001).
- [75] D. O. Riska and G. E. Brown, Nucl. Phys. **A679**, 577 (2001).
- [76] T. S. H. Lee and D. O. Riska, Phys. Rev. Lett. **70**, 2237 (1993).
- [77] C. J. Horowitz, H. O. Meyer, and D. K. Grieger, Phys. Rev. C **49**, 1337 (1994).
- [78] V. Kuznetsov *et al.*, arXiv:hep-ex/0601002.
- [79] B. Krusche *et al.*, Talk given at International workshop on η Nucleus Physics, May 8-12, 2006,

- Jülich, Germany, arXiv:nucl-th/0610011.
- [80] V. Shklyar, H. Lenske, and U. Mosel, arXiv:nucl-th/0611036.
- [81] M.Kh. Anikina *et al.*, arXiv:nucl-ex/0412036.
- [82] V.A. Baskov, J.P. Bocquet, V. Kouznetsov, A. Lleres, A.I. L'vov, L.N. Pavlyuchenko, V.V. Polyanski, D. Rebrevend, G.A. Sokol, arXiv:nucl-ex/0306011.