

# The hydration number of $\text{Na}^+$ in liquid water

Susan B. Rempe and Lawrence R. Pratt

*Theoretical Division, Los Alamos National Laboratory, Los Alamos, New Mexico 87545 USA*

(February 21, 2019)

## Abstract

An ‘ab initio’ molecular dynamics simulation of a  $\text{Na}^+$  ion in aqueous solution is presented and discussed. The calculation treats a  $\text{Na}^+$  ion and 32 water molecules with periodic boundary conditions on a cubic volume determined by an estimate of zero partial molar volume for this solute in water at normal density and at a temperature of  $344 \pm 24$  K. Analysis of the last half of the 12 ps trajectory shows 4.6 water molecules occupying the inner hydration shell of the  $\text{Na}^+$  ion on average, with 5 being the most probable occupancy. The self-diffusion coefficient observed for the  $\text{Na}^+$  is  $1.0 \times 10^{-5} \text{ cm}^2/\text{s}$ . The quasi-chemical theory of solutions provides the framework for two more calculations. First a complementary calculation, based on electronic structure results for ion-water clusters hydrated by a dielectric continuum model of the solution, predicts an average hydration shell occupancy of 4.0. This underestimate can be attributed to the harmonic approximation of interactions within the clusters and to the approximate treatment with the dielectric continuum model of extra-cluster contributions to the free energy of solvation. Finally, an information theory fit of the simulation data leads to an absolute hydration free energy estimate of -80 kcal/mol.

*keywords: ab initio molecular dynamics, dielectric continuum, electronic structure, hydration, information theory, quasi-chemical theory, sodium ion*

## 1. Introduction

Solvation of simple ions in aqueous solution is not yet fully understood despite its fundamental importance to chemical and biological processes. For example, disagreement persists regarding the hydration number of the  $\text{Na}^+$  ion in liquid water. A pertinent problem of current interest centers on the selectivity of biological ion channels; it seems clear that the selective transport of  $\text{K}^+$  relative to  $\text{Na}^+$  ions in potassium channels [1–3] depends on details of the ion hydration that might differ for  $\text{K}^+$  relative to  $\text{Na}^+$ .

Experimental efforts to define the hydration structure of  $\text{Na}^+(\text{aq})$  using diffraction [4,5] and spectroscopic [6] methods produce a hydration number ranging between four and six [7]. Simulations have obtained a range of values, but most predict six water molecules in the inner hydration sphere of the  $\text{Na}^+$  ion [8–19]. An ‘ab initio’ molecular dynamics simulation produced five inner shell water molecules neighboring  $\text{Na}^+(\text{aq})$  [20].

An important limitation of theoretical studies of ion hydration concerns the sufficiency of model force fields used in classical statistical mechanical calculations. In the most customary approaches, interatomic force fields used in theories or simulations derive from empirical fits of a parameterized model to a variety of experimental data. ‘Ab initio’ molecular dynamics avoids this intermediate modeling step by approximate solution of the electronic Schrodinger equation for each configuration of the nuclei [21,22]. This technique thus goes significantly beyond conventional simulations regarding the accuracy of the force fields. It also augments theories built more directly on electronic structure studies of ion-water complexes by adopting approximate descriptions of the solution environment of those complexes [23–28].

Relative to conventional simulations, ‘ab initio’ molecular dynamics simulations also have some important limitations due to the high computational demand. Applications of the method have been restricted to small systems simulated for short times. For example, an ‘ab initio’ molecular dynamics study [20] of the  $\text{Na}^+(\text{aq})$  ion comparable to the present work obtained a thermal trajectory lasting 3 ps after minimal thermal aging. The present work, though still limited to relatively small systems, pushes such calculations to longer times that might permit more precise determination for  $\text{Na}^+(\text{aq})$  of primitive hydration properties. The analysis here utilizes the last half of a 12 ps thermal trajectory. The quasi-chemical theory [23–27] and separate electronic structure calculations on  $\text{Na}(\text{H}_2\text{O})_n^+$  complexes assist in this analysis.

## 2. Methods

The system consisted of one  $\text{Na}^+$  ion and 32 water molecules in a cubic box with edge 9.86518 Å and periodic boundary conditions. The dimensions of the box correspond to a water density of 1 g/cm<sup>3</sup> and zero partial molar volume for the solute. Initial conditions were obtained as in an earlier ‘ab initio’ molecular dynamics simulation on  $\text{Li}^+(\text{aq})$  [23]. In that earlier work, an optimized structure for the inner sphere  $\text{Li}(\text{H}_2\text{O})_6^+$  complex was equilibrated with 26 water molecules under conventional simulation conditions for liquid water, utilizing a current model force field and assuming a partial molar volume of zero. In the present calculation, the same pre-equilibrated system was used as an initial configuration for the ‘ab initio’ molecular dynamics except that an optimized structure for the inner sphere  $\text{Na}(\text{H}_2\text{O})_6^+$  complex replaced the hexa-coordinated  $\text{Li}^+$  structure. Constant pressure

or constant water activity simulations, defined by intensive rather than extensive variables, probably would produce a more useful characterization of the solvent thermodynamic state for these small systems, but those alternatives are currently impractical.

Molecular dynamics calculations based upon a gradient-corrected electron density functional description of the electronic structure and interatomic forces were carried out on this  $\text{Na}^+(\text{aq})$  system utilizing the VASP program [29]. The ions were represented by ultrasoft pseudopotentials [30] and a kinetic energy cutoff of 31.5 Rydberg limited the plane wave basis expansions of the valence electronic wave functions. The equations of motion were integrated in time steps of 1 fs, which is small enough to sample the lowest vibrational frequency of water. A thermostat constrained the system temperature to 300 K during the first 4.3 ps of simulation time. After removing the thermostat, the temperature rose slightly and then leveled off by 6 ps to an average of  $344 \pm 24$  K. During the simulation, the initial  $n=6$  hydration structure relaxed into  $n=4$  and  $n=5$  alternatives, such as those shown in Fig. 1. All analyses reported here rely on the trajectory generated subsequent to the 6 ps of aging with the system at a temperature elevated from room temperature.

### 3. Results

The ion-oxygen radial distribution function is shown in Fig. 2. The first maximum occurs at a radius of 2.35 Å from the  $\text{Na}^+$  ion and the minimum at radius 3.12 Å demarcates the boundary of the first and innermost hydration shell. An average of  $\langle n \rangle = 4.6$  water molecules occupy the inner hydration shell. Fig. 3 tracks the instantaneous number of water oxygen atoms found within the first hydration shell of the  $\text{Na}^+$ , defined by radius  $r \leq 3.12$  Å for the upper panel. The fractions  $x_4$  and  $x_5$  of four-coordinate and five-coordinate hydration structures, respectively, constitute  $x_4=40\%$  and  $x_5=56\%$  of the last 6 ps of the simulation. Structures in which the  $\text{Na}^+$  ion acquires six innershell water molecules occur with a 4% frequency, while structures with three and seven innershell water molecules occur less than 1% of the time. Analysis of the mean-square displacement of the  $\text{Na}^+$  ion (Fig. 4) produces a self-diffusion constant of  $1.0 \times 10^{-5} \text{ cm}^2/\text{s}$ , which agrees reasonably well with experimental results [31].

These results correspond coarsely with an ‘ab initio’ molecular dynamics calculation on this system carried-out independently [20]. The most probable inner shell occupancy found there was also five, but the probabilities of  $n=4$  and  $n=6$  were reversed from what we find here. This difference may be associated with the lower temperature used in Ref [20].

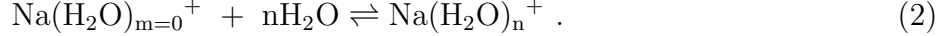
With the present data, we attempted to determine  $x_0$ , the unobserved fraction of zero-coordinate hydration structures, using a maximum entropy fitting procedure [32,33]. The motivation for this arises from the quasi-chemical theory of solutions, according to which  $x_0$  contributes to  $\mu_{\text{Na}^+}^{\text{ex}}$ , the excess chemical potential or absolute hydration free energy of the ion in liquid water [27],

$$\beta \mu_{\text{Na}^+}^{\text{ex}} = \ln x_0 - \ln \left[ \left\langle e^{-\beta \Delta U} \prod_j (1 - b_{\text{Na}^+j}) \right\rangle_0 \right]. \quad (1)$$

Here the inner shell is defined by specifying a function  $b_{\text{Na}^+j}$  that is equal to one (1) when solvent molecule  $j$  is inside the defined inner shell and zero (0) otherwise;  $\Delta U$  is the interaction energy of the solvent with the solute  $\text{Na}^+$  that is treated as a test particle,  $\beta^{-1} = k_B T$ , and

the subscript zero associated with  $\langle \dots \rangle_0$  indicates a test particle average [27]. The second term on the right-hand side of Eq. (1) is the excess chemical potential of the solute lacking inner shell solvent molecules whereas the first term is the free energy of allowing solvent molecules to occupy the inner shell. The validity of Eq. (1) has been established elsewhere [27]. The first term on the right of Eq. 1 is referred to as the chemical contribution and the second term is the outer sphere contribution to the excess chemical potential.

The utility of this quasi-chemical formulation is the suggestion [32] of more detailed study of the  $x_n$ , the fractions of n-coordinate hydration structures found in solution, on the basis of the equilibria forming inner shell complexes of different aggregation number:



Utilizing the chemical equilibrium ratios

$$K_n = \frac{\rho_{\text{Na}(\text{H}_2\text{O})_n^+}}{\rho_{\text{Na}(\text{H}_2\text{O})_{m=0}^+} \rho_{\text{H}_2\text{O}}^n} , \quad (3)$$

the normalized  $x_n$  can be expressed as

$$x_n = \frac{K_n \rho_{\text{H}_2\text{O}}^n}{\sum_{m \geq 0} K_m \rho_{\text{H}_2\text{O}}^m} . \quad (4)$$

The  $\rho_\sigma$  are the number densities and, in particular,  $\rho_{\text{H}_2\text{O}}$  is the molecule number density of liquid water. If the medium external to the clusters is neglected, the equilibrium ratios, denoted as  $K_n^{(0)}$ , can be obtained from electronic structure calculations on the complexes, assuming the harmonic approximation for the thermal motion of the atoms. Finally utilization of a dielectric continuum approximation for the outer sphere contributions to the chemical potential gives a natural, though approximate, quasi-chemical model [23–28].

For the present problem, the quasi-chemical model was implemented following precisely the procedures of the earlier study of  $\text{Li}^+(\text{aq})$  [23], except that the sodium ion cavity radius for the dielectric model calculation was assigned as  $R_{\text{Na}^+}=3.1 \text{ \AA}$ , the distance of the first minimum of the radial distribution function of Fig. 2. The temperature and density used were 344 K and  $1.0 \text{ g/cm}^3$  and the value of the bulk dielectric constant was 65.3 [34].

Results of the calculations are summarized in Fig. 5. The electronic structure results are consonant with those found previously for the  $\text{Li}^+$  ion. The  $n=4$  inner sphere gas-phase complex has the lowest free energy. Outer sphere placements are obtained for additional water molecules in the minimum energy structures of larger clusters. Nevertheless, attention is here restricted to inner sphere structures. The mean occupation number predicted by this quasi-chemical model is  $\langle n \rangle = 4.0$ ; the computed absolute hydration free energy of the  $\text{Na}^+$  ion under these conditions is -103 kcal/mol, not including any repulsive force (packing) contributions. An experimental value for  $\text{Na}^+$  ion in liquid water at room temperature is -87 kcal/mol [35].

The populations obtained from the quasi-chemical model,  $\hat{x}_n$ , can serve as a default model for a maximum entropy inference of  $x_n$  using the observed ‘ab initio’ molecular dynamics data [32]. As outlined above, there is particular interest in estimating the fraction of non-occupied hydration structures,  $x_0$ , because of its relationship in quasi-chemical theory to the absolute hydration free energy of the ion. In this approach we model

$$x_j = \hat{x}_j \exp [-\lambda_0 - j\lambda_1 - j(j-1)\lambda_2/2 - \dots] , \quad (5)$$

with Lagrange multipliers  $\lambda_k$  adjusted to conform to available moment information

$$\left\langle \binom{n}{j} \right\rangle = \sum_k x_k \binom{k}{j} \quad (6)$$

for  $j = 0, 1, 2, \dots$

The results of this inference were problematical and it is clear that more data and theory will be required to make this a useful technique for extending data from ‘ab initio’ molecular dynamics simulations. Fig. 6 gives a record of qualitatively reasonable results obtained.

One difficulty is that the ‘ab initio’ molecular dynamics observes a nonzero  $x_7$ . Utilizing the electronic structure methods, we found no minimum energy inner-sphere hepta-coordinated clusters; see also Ref. [36]. Furthermore, the observed  $x_7$  is likely to be relatively less accurate and it is furthest away from the  $n=0$  element that is desired. Therefore, in the first fitting attempt, we excluded  $n=7$  configurations of the ‘ab initio’ molecular dynamics and renormalized the probabilities  $x_n$  and moments obtained for  $n<7$ . As the upper panel in Fig. 6 shows, this simple maximum entropy model is qualitatively satisfactory although not quantitatively convincing. The chemical contribution suggested by Fig. 6 is approximately -68 kcal/mol. Using the Born formula,  $q^2(1 - 1/\epsilon)/2R$  with  $R=3.1 \text{ \AA}$ , to estimate the outer sphere contributions represented by the last term in Eq. 1, then the net absolute hydration free energy falls in the neighborhood of -120 kcal/mol. Since experimental values for the absolute hydration free energy at room temperature center around -90 kcal/mol, this comparison shows that the present free energy results are not to be interpreted quantitatively, but rather as indicative of the present state of the theory.

The packing contributions that have been neglected here may be much more substantial than has been assumed and, more generally, the outer sphere contributions require more specific consideration. Better default models should help and it is natural to think of using conventional simulation results with model force fields for default models  $\hat{x}_n$ . Order-of-magnitude increases in the sizes of the simulated system and in the simulation time would help, but are unlikely in the near future.

In a second attempt to fit the simulation data, we used all the probabilities observed in the simulation, including  $x_7$ . Since the quasi-chemical results produced too narrow a distribution, we substituted the broader ideal gas or Gibbs distribution for the default model,  $\hat{x}_n \propto 1/n!$ . The results, illustrated in the middle panel of Fig. 6, show an improved fit. Here the chemical contribution to the free energy is -28 kcal/mol, yielding a net absolute hydration free energy of -81 kcal/mol when the same Born formula is used to estimate the outer sphere contributions.

A more specific identification of the difficulty with the maximum entropy modeling is associated with different behavior of the  $x_n$  results for  $n \leq 4$  and for  $n \geq 5$ . Previous ‘ab initio’ molecular dynamics on  $K^+(\text{aq})$  similarly hints that the innermost four water molecules have a special status [36]. The radial distribution function of Fig. 2, somewhat better resolved than heretofore, is relevant to this issue. It is clear that Fig. 2 doesn’t rule out the possibility of two populations of water molecules within  $r < 3.1 \text{ \AA}$ , although it doesn’t specifically suggest that possibility either.

We can achieve a more faithful fit of the data following these ideas even in the regrettable absence of further theory and simulation specific to this problem. This better fitting

requires, however, more aggressive hypotheses motivated by the following points. Firstly, the electronic structure calculations on clusters failed to find a stable  $n=7$  cluster despite the fact that an  $n=7$  component was seen in the ‘ab initio’ molecular dynamics. This introduced some ambiguity in the first fitting. Secondly, naive fitting of the available  $x_n$  suggest different simple forms for the  $n \leq 4$  and for  $n \geq 5$  ranges. Together, these points suggest that more restrictive definitions of inner sphere geometries might be helpful for these chemically motivated approaches. Thirdly, as the second fitting showed, maximum entropy modeling is more effective when the default model is broader than the observed distribution. In view of these points, we tried a final fit in which we first reduced the radius defining the inner sphere to  $R=2.68 \text{ \AA}$ , for which  $\langle n \rangle$  is close to 4 (see bottom panel of Fig. 2). This produced a new set of data points from the molecular dynamics simulation. Additionally, we again abandoned the cluster harmonic default model and adopted the broader Gibbs default model. The results, shown in the lowest panel of Fig. 6, suggest  $\ln x_0 \approx -25$ , which translates to  $-17 \text{ kcal/mol}$  as a chemical contribution. If we again use the Born approximation for the outer sphere contribution, this time with  $R=2.68 \text{ \AA}$ , we obtain an absolute hydration free energy estimate of  $-78 \text{ kcal/mol}$ .

#### 4. Conclusions

The ‘ab initio’ molecular dynamics simulation predicts the most probable occupancy of the inner shell of  $\text{Na}^+(\text{aq})$  to be 5 and the mean occupancy to be 4.6 water molecules at infinite dilution,  $T=344 \text{ K}$ , and a nominal water density of  $1 \text{ g/cm}^3$ . The simulation produces both a satisfactory Na-O radial distribution function and self-diffusion coefficient for  $\text{Na}^+$ , but these satisfactory results required more care with thermalization and averaging time than is most common with these demanding calculations.

The complementary calculation framed in terms of quasi-chemical theory and based on electronic structure results for ion-water clusters, interacting harmonically and solvated in a dielectric continuum, underestimates the average and most probable inner shell water molecule occupancy for  $\text{Na}^+$  in liquid water. Maximum entropy fitting of the inner shell occupancy distribution shows that the ion-water cluster results yield a distribution significantly narrower than that obtained from the simulations. For this reason, inference of the absolute hydration free energy of  $\text{Na}^+(\text{aq})$  based on the cluster electronic structure results and utilizing information gleaned from the ‘ab initio’ molecular dynamics failed; a variety of theoretical issues, such as anharmonicity in the small clusters and refinement of a solution model, require further consideration.

Abandonment of the cluster electronic structure results in favor of a broader default model improved the fit of the simulation data. In an even more aggressive fitting scheme, new data was gathered from the simulation using a more restrictive definition of the inner hydration shell that allowed an occupation of just 4 water molecules on average and the fit again proceeded with the broader default model. Both of these fits produced a satisfactory prediction of  $-80 \text{ kcal/mol}$  for the absolute hydration free energy of  $\text{Na}^+$  in liquid water at a temperature elevated from room temperature.

We acknowledge helpful discussions of many related issues with Gerhard Hummer and Joel Kress. This work was supported by the US Department of Energy under contract W-7405-ENG-36 and the LDRD program at Los Alamos.

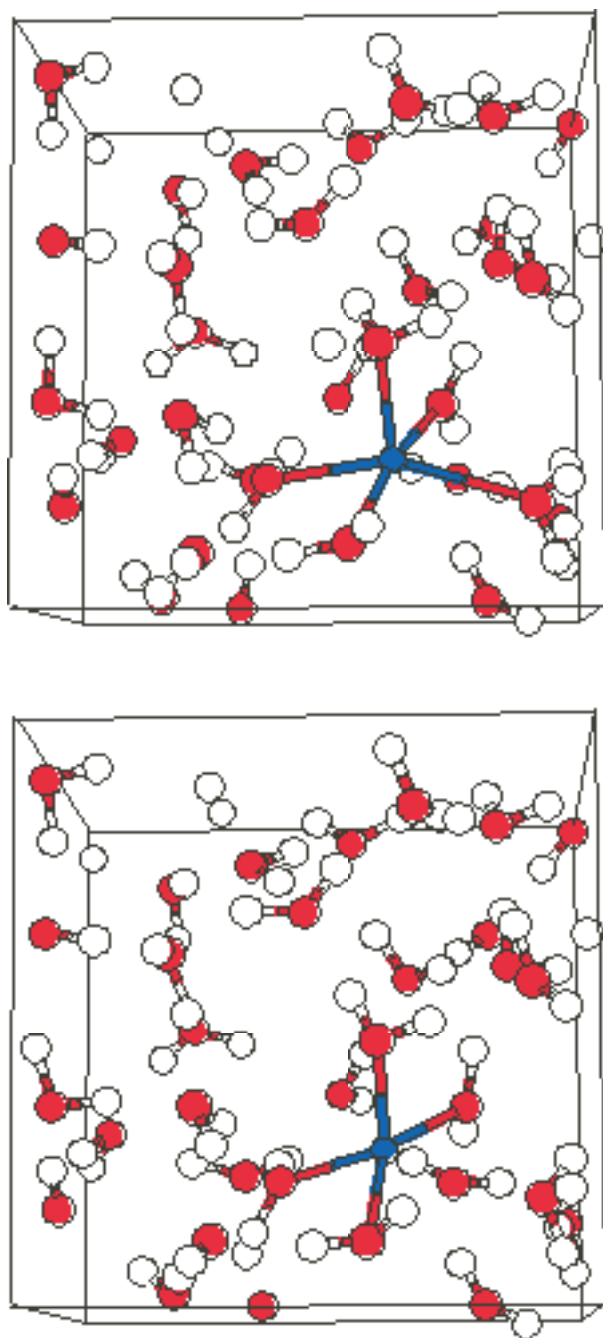
## References and Notes

- (1) D. A. Doyle, J. M. Cabral, R. A. Pfuetzner, A. L. Kuo, J. M. Gulbis, S. L. Cohen, B. T. Chait, and R. MacKinnon, *Science* 280 (1998) 69–77.
- (2) L. Guidoni, V. Torre, and P. Carloni, *Biochem.* 38 (1999) 8599–8604.
- (3) A. Laio and V. Torre, *Biophys. J.* 76 (1999) 129–148.
- (4) R. Caminiti, G. Nacheri, G. Paschina, G. Piccaluga, and G. Pinna, *J. Chem. Phys.* 72 (1980) 4522–4528.
- (5) N. T. Skipper and G. W. Nielson, *J. Phys. Condens. Matter* 1 (1989) 4141–4154.
- (6) K. H. Michaelian and M. Moskovits, *Nature* 273 (1978) 135–136.
- (7) H. Ohtaki and T. Radnai, *Chem. Rev.* 93 (1993) 1157–1204.
- (8) K. Heinzinger, and G. Pálincás, in *THE CHEMICAL PHYSICS OF SOLVATION* Elsevier, Amsterdam, 1985; pp. 313.
- (9) M. Mezei and D. L. Beveridge, *J. Chem. Phys.* 74 (1981) 6902–6910.
- (10) R. W. Impey, P. A. Madden, and I. R. McDonald, *J. Phys. Chem.* 87 (1983) 5071–5083.
- (11) J. Chandrasekhar, D. C. Spellmeyer, and W. L. Jorgensen, *J. Am. Chem. Soc.* 106 (1984) 903–910.
- (12) D. G. Bounds, *Mol. Phys.* 54 (1985) 1335–1355.
- (13) M. A. Wilson, A. Pohorille, and L. R. Pratt, *J. Chem. Phys.* 83 (1985) 5832–5836.
- (14) S. B. Zhu and G. W. Robinson, *Z. Naturforsch. A* 46 (1991) 221–228.
- (15) K. Heinzinger, in M. U. Palma, M. B. Palma-Vittorelli, and F. Patak (Eds.), *WATER-BIOMOLECULE INTERACTIONS* SIF, Bologna, 1993, pp. 23–30.
- (16) S. H. Lee and J. C. Rasaiah, *J. Chem. Phys.* 101 (1994) 6964–6974.
- (17) G. Toth, *J. Chem. Phys.* 105 (1996) 5518–5524.
- (18) S. Obst and H. Bradaczek, *J. Phys. Chem.* 100 (1996) 15677–15687.
- (19) S. Koneshan, J. C. Rasaiah, R. M. Lynden-Bell, and S. H. Lee, *J. Phys. Chem. B* **1998**, 102, 4193–4204.
- (20) J. A. White, E. Schwegler, G. Galli, and F. Gygi, *personal communication* **2000**.
- (21) D. Marx, in C. Caccamo, J.-P. Hansen, and G. Stell (Eds.), in *NEW APPROACHES TO PROBLEMS IN LIQUID STATE THEORY*, Kluwer, Dordrecht, 1999, 439–458.
- (22) D. Alfè, G. E. De Wijs, G. Kresse, and M. J. Gillan, *Int. J. Quant. Chem.* 77 (2000) 871–879.

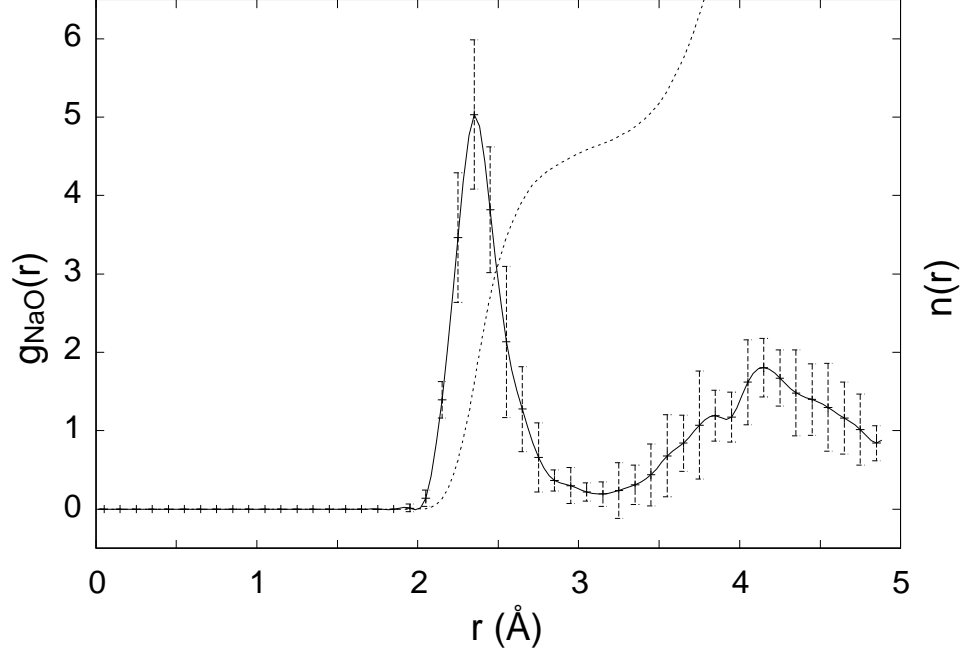
- (23) S. B. Rempe, L. R. Pratt, G. Hummer, J. D. Kress, R. L. Martin, and A. Redondo, *J. Am. Chem. Soc.* 122 (2000) 966–967.
- (24) L. R. Pratt and R. A. LaViolette, *Mol. Phys.* 94 (1998) 909–915.
- (25) G. Hummer, L. R. Pratt, and A. E. García, *J. Phys. Chem. A* 102 (1998) 7885–7895.
- (26) R. L. Martin, P. J. Hay, and L. R. Pratt, *J. Phys. Chem. A* 102 (1998) 3565–3573.
- (27) L. R. Pratt, and S. B. Rempe, in L. R. Pratt and G. Hummer (Eds.), *SIMULATION AND THEORY OF ELECTROSTATIC INTERACTIONS IN SOLUTION* AIP, New York, 1999, 172–201.
- (28) M. J. Frisch, *et al. Gaussian 98 (Revision A.2)*. Gaussian, Inc., Pittsburgh PA, 1998.
- (29) G. Kresse and J. Hafner, *Phys. Rev. B* 41 (1993) 558–561.
- (30) G. Kresse and J. Hafner, *J. Phys.: Condens. Mat.* 6 (1994) 8245–8257.
- (31) H. G. Hertz, in F. Franks (Ed.), *WATER: A COMPREHENSIVE TREATISE* Vol. 3, Plenum Press, New York, 1973.
- (32) G. Hummer, S. Garde, A. E. García, and L. R. Pratt, *Chem. Phys.* “New Perspectives on Hydrophobic Effects” (in press 2000), LA-UR-00-222.
- (33) L. R. Pratt, S. Garde, and G. Hummer in C. Caccamo, J.-P. Hansen, and G. Stell (Eds.), in *NEW APPROACHES TO PROBLEMS IN LIQUID STATE THEORY*, Kluwer, Dordrecht, 1999, 407–420.
- (34) E. Uematsu and E. U. Franck, *J. Phys. Chem. Ref. Data* 9 (1980) 1291–1305.
- (35) Y. Marcus, *Biophys. Chem.* 51 (1994) 111–127.
- (36) L. Y. Ramaniah, M. Bernasconi, and M. Parrinello *J. Chem. Phys.* 109 (1998) 6839–6843.
- (37) L. Y. Ramaniah, M. Bernasconi, and M. Parrinello *J. Chem. Phys.* 109 (1998) 1587–1591.



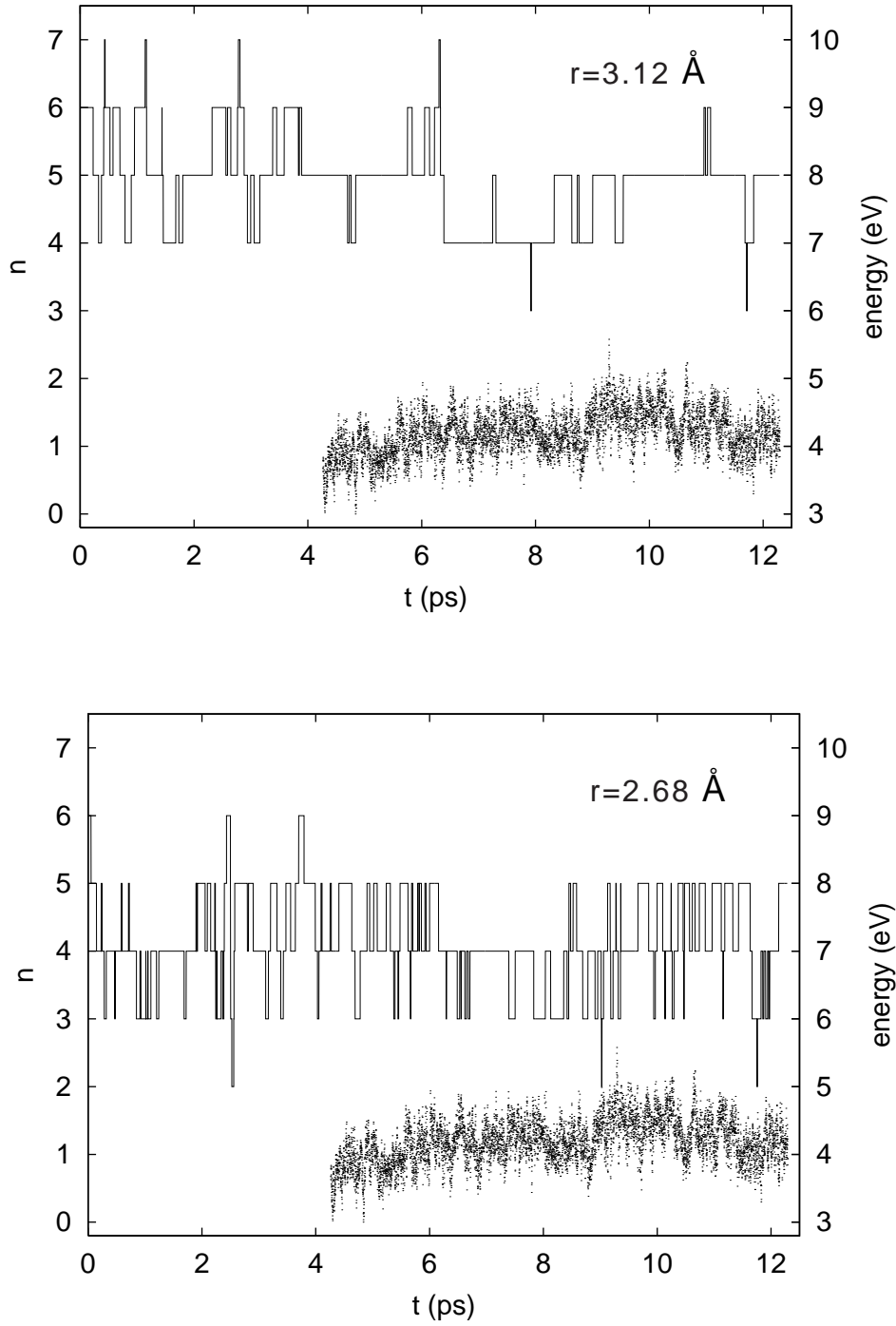
# FIGURES



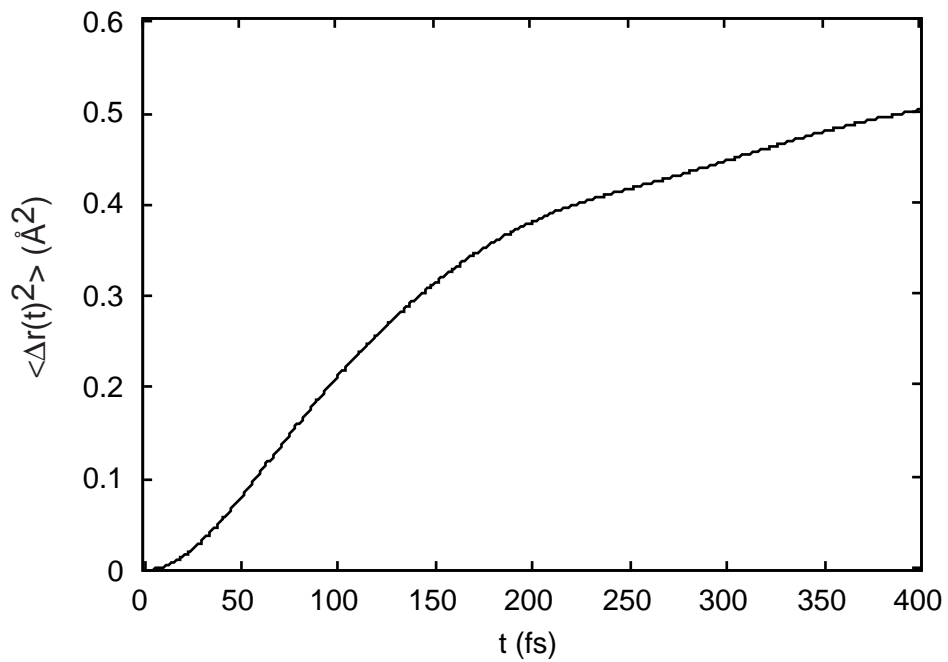
**Figure 1.** Structures from ‘ab initio’ molecular dynamics calculations. In the top panel, the  $\text{Na}^+$  ion has five (5) inner shell water molecule neighbors. The bottom panel shows the four-coordinate structure produced 70 fs later. The bonds identify water oxygen atoms within 3.1 Å of the  $\text{Na}^+$  ion. The hydrogen, sodium, and oxygen atoms are shown as open, black, and gray circles, respectively.



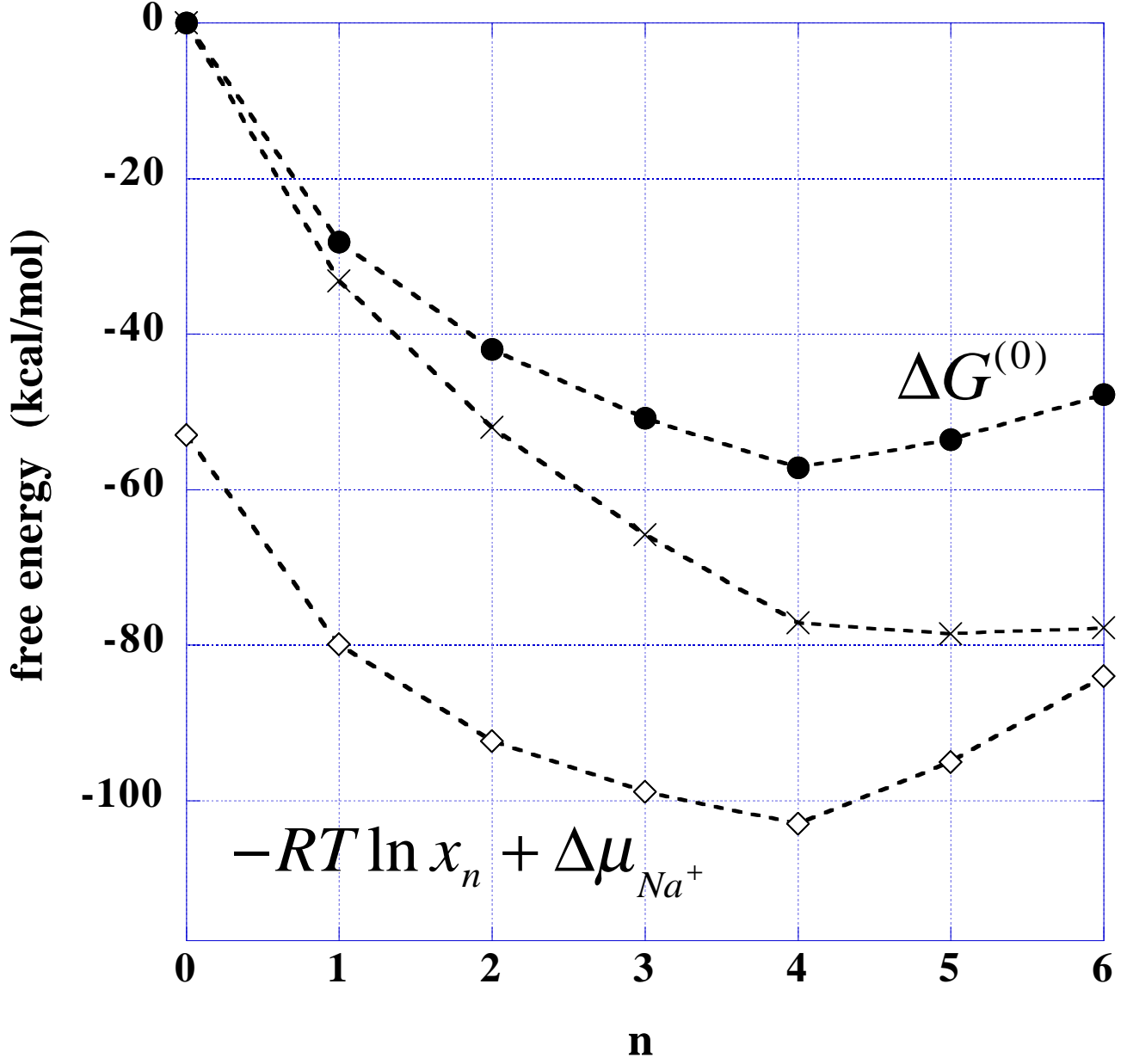
**Figure 2.** Radial distribution function  $g_{\text{NaO}}(r)$  and number  $n(r)$  of oxygen atoms neighboring the  $\text{Na}^+$  ion. Error estimates of  $\pm 2\sigma$  are also plotted for the radial distribution function.  $\sigma$  was estimated by dividing the observed trajectory into four blocks of approximate duration 1.5 ps; those blocks were assumed to provide independent observations. The first minimum in the  $g(r)$  function is at  $r=3.12$  Å where  $g(r)$  falls to 0.2. Here an average of 4.6 oxygen atoms surround the  $\text{Na}^+$  ion.



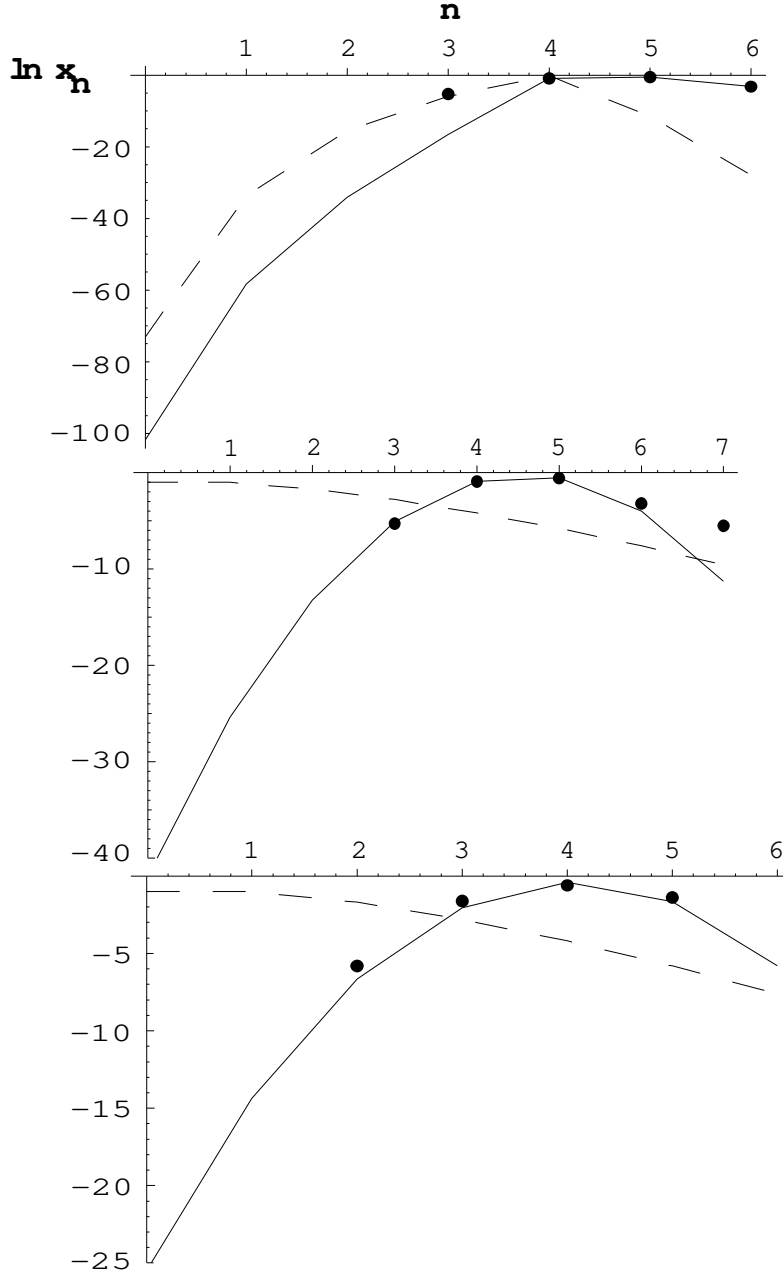
**Figure 3.** The solid line in the upper plot depicts the number of oxygen atoms within a radius of  $3.12 \text{ \AA}$  from the  $\text{Na}^+$  at each configuration in the molecular dynamics simulation. A radius of  $2.68 \text{ \AA}$  defines the nearest oxygen neighbors in the lower plot. The dashed lines show the kinetic energy per atom during the simulation, plotted after removal of the 300 K thermostat at 4.3 ps. The axis on the right refers to the kinetic energy values. In the upper plot, an average of 4.6 water molecules surround the  $\text{Na}^+$  ion, while an average of 4.0 water molecules surround the ion in the lower plot.



**Figure 4.** Mean-square displacement of the  $\text{Na}^+$  ion plotted with respect to the time interval analyzed. Analysis of the slope from 200-400 ps gives a diffusion constant of  $1.0 \times 10^{-5} \text{ cm}^2/\text{s}$ .



**Figure 5.** Free energies for  $\text{Na}^+$  ion hydration in liquid water as a function of the number of inner shell water neighbors at  $T=344$  K and  $\rho_{\text{H}_2\text{O}}=1$  g/cm<sup>3</sup>. The lowest results (open diamonds) show quasi-chemical approximate values for the liquid, labelled according to the quasi-chemical interpretation. This graph indicates that the  $n=4$  inner sphere structure is most probable under these conditions. The radius used for the  $\text{Na}^+$  ion here is 3.1 Å, though a substantial reduction of this value produced only a minor change in the inferred absolute hydration free energy; otherwise the procedure is the same as in previous reports [23,27]. The absolute hydration free energy predicted here is -103 kcal/mol. The results marked  $\Delta G^{(0)}$  (filled circles) are the free energies predicted for the reaction  $\text{Na}^+ + n \text{H}_2\text{O}$  in an ideal gas at  $p = 1 \text{ atm} \equiv p_0$  and  $T=344$  K. The minimum value is at  $n=4$ . The middle graph (crosses) add to the ideal gas results the ‘replacement’ contribution  $-nRT \ln [RT\rho_{\text{H}_2\text{O}}/p_0] = -n * 5.03$  kcal/mol with  $T=344$  K, and  $\rho_{\text{H}_2\text{O}} = 1$  g/cm<sup>3</sup>.



**Figure 6.** Results for the inference of  $x_0$  from ‘ab initio’ molecular dynamics information. The solid points represent the information measured from the molecular dynamics simulation, the dotted lines refer to the default models, and the solid lines show the fit achieved by the information theory approach. In the top panel, the observed inner hydration occupancy  $x_7$  was excluded and the quasi-chemical default model moments used were  $\langle n \rangle = 4.633$  and  $\langle n(n-1)/2 \rangle = 8.577$ . In the middle panel, all  $x_n$  observed in the simulation were included, and a Gibbs default model was used along with the same moments as above. The bottom panel shows the results of more aggressive fitting using the restrictive inner sphere radius of  $R = 2.68 \text{ \AA}$  and the moments  $\langle n \rangle = 4.046$ , and  $\langle n(n-1)/2 \rangle = 6.393$  with the Gibbs default model.