

Conditions for Soliton-Like Wave Propagation in Pockels and Photorefractive Media

S. Abbas Hosseini, S.M.Mahdavi* and Debabrata Goswami

Tata Institute of Fundamental Research, Homi Bhabha Road, Mumbai 400 005, India.

**Department of Physics, Sharif University of Technology, Tehran, Iran*

(November 19, 2018)

Abstract

We study the conditions for soliton-like wave propagation in the Photorefractive (PR) and electro-optic (i.e., Pockels) material, by using Nonlinear Schrodinger (NLS) equation. The complete NLS equation is solved analytically and numerically by transforming it into the phase space. Our results clearly show the existence of both the dark and bright solitary solutions for the PR medium. Interestingly, however, we find only one bright solitary solution in the Pockels case and there is no evidence of any dark solitary solution.

I. INTRODUCTION

In a uniform Kerr-like nonlinear medium, the transverse profile of an optical beam propagates unchanged since the diffraction is balanced by self-focusing. Such self-focused waves are called solitons, and are described by the Nonlinear Schrodinger (NLS) equation in space-time dimension [1] - [4] . Zakharov and Shabat have solved such NLS equation for the Kerr medium by using Inverse Scattering Transformation (IST) [2]. Self-focused optical beams in other non-Kerr, nonlinear media have also been investigated for the possibility of generating soliton like motion. For example, in the case of an optical beam propagation in a Photorefractive (PR) material, charge carriers are photo-excited and redistributed around the beam. This charge distribution produces a space charge field, which in turn modulates the refractive index(the electro-optic effect) [5], [6]. When such a system exhibits optical nonlinearity, the related modifications in the refractive index induces either a self-focusing or self-defocusing of the incident beam. With an appropriate choice of the experimental parameters, the input beam profile can be made to converge asymptotically to a soliton state whose PR nonlinearity compensates for the diffraction, and the beam profile remains unchanged as it propagates. Montemezzani and Gunter have investigated the profile of the one-dimensional bright spatial solitons by using a power series expansion [7]. They managed to calculate the first four terms of the series that describe the profile of the bright solitons. However, a complete temporal and spatial solution is yet to emerge.

In this work, we first attempt to solve the complete NLS equation for the Pockels medium. It is extremely difficult to solve this equation with IST, so we invoke the technique of transforming the NLS equation into phase space and determine its exact solution. We then extend the technique to solve the NLS equation for the PR medium. In fact, we find that the technique of phase space transformation is so general that it enables us to solve the NLS equation for any polynomial potential that appear in most optics and plasma physics problems.

II. SOLITARY WAVE IN DISPERSIVE POCKELS MEDIA

Let us consider the spatial and temporal variation of the electric field $\tilde{E}(z, t)$ of an optical pulse propagating through a linear electro-optic medium as [8]:

$$\tilde{E}(z, t) = \tilde{A}(z, t) \exp i(k_0 z - \omega_0 t) + c.c. \quad (1)$$

Here z and t are the space and time coordinates and k_0 and ω_0 are the linear components of the wavevector and frequency of the electric field. The total wavevector k can be written as [8]:

$$k = k_0 + \Delta K_{NL} + (\omega - \omega_0) \left(\frac{dk}{d\omega} \right)_{\omega=\omega_0} + \frac{1}{2} (\omega - \omega_0)^2 \left(\frac{d^2 k}{d\omega^2} \right)_{\omega=\omega_0}, \quad (2)$$

the nonlinear contribution to the propagation constant is:

$$\Delta K_{NL} = \gamma |E(z, t)| = \gamma |A(z, t)| \quad (3)$$

where γ is Pockels constant. Defining the retarded time τ as $\tau = t - z/v_g$, the NLS equation can be written as [8], [9]:

$$\frac{\partial \tilde{A}}{\partial z} + i \frac{\beta_2}{2} \frac{\partial^2 \tilde{A}}{\partial \tau^2} = i \Delta K_{NL} \tilde{A}, \quad (4)$$

where β_2 is a measure of group velocity dispersion (GVD) and is defined in terms of wavevector as:

$$\beta_2 = \left(\frac{d^2 k}{d\omega^2} \right)_{\omega=\omega_0} = \frac{d}{d\omega} \left(\frac{1}{v_g(\omega)} \right)_{\omega=\omega_0} = \left(\frac{-1}{v_g^2} \frac{dv_g}{d\omega} \right)_{\omega=\omega_0}. \quad (5)$$

Using Eqn.(3), the NLS equation for the propagating pulses in a Pockels medium is:

$$\frac{\partial \tilde{A}}{\partial z} + i \frac{\beta_2}{2} \frac{\partial^2 \tilde{A}}{\partial \tau^2} = i \gamma |\tilde{A}| \tilde{A}, \quad (6)$$

The effect of GVD on propagation of pulse in a linear dispersive medium can be considered by setting $\gamma = 0$ in Eqn.(6),

$$\frac{\partial \tilde{A}}{\partial z} + i \frac{\beta_2}{2} \frac{\partial^2 \tilde{A}}{\partial \tau^2} = 0. \quad (7)$$

Eqn.(7) can be solved using the Fourier method [8], which results in the familiar result that the long wavelength components of an optical pulse propagate faster than the short wavelength components when the GVD parameter, β_2 , is positive, and vice versa.

Another interesting phenomenon that occurs in the nonlinear media is self-phase modulation effect (SPM) , which can be determined in the absence of dispersion ($\beta_2 = 0$). When the SPM parameter γ is negative, the short wavelength components of an optical pulse propagate faster than the long wavelength components, and vice versa [8], [9]. So when $\beta_2 > 0$ and $\gamma < 0$ or $\beta_2 < 0$ and $\gamma > 0$, the SPM effect is canceled by GVD effect, and optical pulse can propagate in a medium with an unchanged shape. Let us consider a solution to the Eqn.(6) as follows,

$$A(z, \tau) = F(\tau) \exp(i\Gamma z), \quad (8)$$

where Γ is defined as the wave propagation constant. Defining new variables as:

$$\begin{cases} \lambda = 2\frac{\Gamma}{\beta_2}, \\ \mu = -2\frac{\gamma}{\beta_2}. \end{cases} \quad (9)$$

the Eqn.(6) becomes

$$\frac{d^2 F(\tau)}{d\tau^2} + \text{sgn}(\lambda)|\lambda|F(\tau) + \text{sgn}(\mu)|\mu|F^2(\tau) = 0, \quad (10)$$

where $\text{sgn}(\lambda)$ and $\text{sgn}(\mu)$ takes the value of plus or minus one.

Making a further change of variables as follows:

$$\begin{cases} \sqrt{|\lambda|}\tau = T, \\ F(\tau) = \frac{|\lambda|}{|\mu|}Q(T), \\ Q' = \frac{dQ(T)}{dT}, \end{cases} \quad (11)$$

Eqn.(10) reduces to:

$$Q'' + \text{sgn}(\lambda)Q + \text{sgn}(\mu)Q^2 = 0. \quad (12)$$

Let us consider this equation as an Euler-Lagrange equation of a Hamiltonian system. Multiplying Eqn.(12) by Q' and integrating with respect to time, the corresponding Hamiltonian function can be derived as the following form:

$$H(Q, Q') = Q'^2 + \operatorname{sgn}(\lambda)Q^2 + \frac{2}{3}\operatorname{sgn}(\mu)Q^3 = h, \quad (13)$$

where h is the constant of integration and can be determined from the initial conditions. The Hamiltonian in Eqn.(13) represents a dynamical system and its behavior is investigated by considering the quantities λ, μ and h as parameters.

When the parameters $\lambda < 0$ and $\mu > 0$, Eqn.(13) can be expressed as:

$$H(Q, Q') = Q'^2 + \frac{2}{3}Q^3 - Q^2 = h. \quad (14)$$

We can find the extreme limits (extrema points) of the Hamiltonian [10] by setting

$$\begin{cases} \frac{\partial h}{\partial Q'} = 0, \\ \frac{\partial h}{\partial Q} = 0. \end{cases} \quad (15)$$

We obtain $h = 0$ and $h = -\frac{1}{3}$ as the extrema points. Now we can plot $Q'^2 - Q^2 + \frac{2}{3}Q^3 = h$ for different values of h , which are: $h = 0$, $-\frac{1}{3} < h < 0$, $h > 0$ and $h = -\frac{1}{3}$ (see Fig. (1)). For $h = 0$, the figure suggests a hyperbolic solution. Putting $h = 0$ in Eqn. (14) we obtain the following differential :

$$\frac{dQ}{\sqrt{\frac{-2}{3}Q^3 + Q^2}} = \pm dT \quad (16)$$

by integration we can obtain the following solution

$$Q = \frac{3}{2}\operatorname{sech}^2\left(\frac{T}{2}\right), \quad (17)$$

writing in terms of the original variables, we obtain

$$A(z, t) = \frac{3|\lambda|}{2|\mu|}\operatorname{sech}^2\left(\frac{\sqrt{|\lambda|}}{2}(t - z/v_g)\right)e^{i\Gamma z}. \quad (18)$$

When $(t - z/v_g) \rightarrow \pm\infty$, $A(z, t) \rightarrow 0$ and hence this is a bright solitary solution, a profile of which is shown in Fig.(2).

In the other case, $\lambda > 0$ and $\mu > 0$ we find:

$$H(Q, Q') = Q'^2 + \frac{2}{3}Q^3 + Q^2 = h. \quad (19)$$

Calculations similar to above can be done to get the extremum point to be $(Q, Q') = (0, -1)$. We plot $H(Q, Q')$ for different values of h in Fig.(3). We have hyperbolic solution for $h = \frac{1}{3}$. For this value of h , Eqn. (19) can be integrated as before as:

$$Q(T) = -\frac{3}{2} \tanh^2\left(\frac{T}{2}\right) + \frac{1}{2}. \quad (20)$$

Thus,

$$A(z, t) = \frac{|\lambda|}{|\mu|} \left[-\frac{3}{2} \tanh^2\left(\frac{\sqrt{\lambda}}{2}(t - z/v_g)\right) + \frac{1}{2} \right] e^{i\Gamma z} \quad (21)$$

The profile of the solution is given in Fig.(4). Since this amplitude assumes negative values, it is a unphysical solution and as such no dark solitons are possible. The case of $(\lambda < 0 \text{ and } \mu < 0)$ or $(\lambda > 0 \text{ and } \mu < 0)$ also lead to non-physical solution.

III. SOLITARY WAVE IN PR MEDIA

The nonlinear contribution to the propagation in PR media can be written as (see appendix):

$$\Delta K_{NL} = \gamma \frac{I_p}{I_p + I_s(z, t)}, \quad (22)$$

where γ is the electronic coupling parameter, I_p is the intensity of the pump beam and $I_s(z, t)$ is the spatial and temporal variation of the signal beam. When this form of the nonlinear contribution is substituted into the NLS Eqn.(4), we obtain:

$$\frac{\partial \tilde{A}}{\partial z} + i \frac{\beta_2}{2} \frac{\partial^2 \tilde{A}}{\partial \tau^2} = i \gamma \frac{I_p}{I_p + I_s} \tilde{A}, \quad (23)$$

where β_2 is a measure of the dispersion of the group velocity.

To achieve the separation of variables z and τ , we seek a solution of the form:

$$A(z, \tau) = \sqrt{I_p} F(\tau) \exp(i\Gamma z), \quad (24)$$

where Γ is defined as the pulse propagation constant and $F(\tau)$ is a real function of τ . With the definition:

$$\begin{cases} \lambda = 2\frac{\Gamma}{\beta_2}, \\ \mu = -2\frac{\gamma}{\beta_2}, \end{cases} \quad (25)$$

we have :

$$\frac{d^2 F(\tau)}{d\tau^2} + \text{sgn}(\lambda)|\lambda|F(\tau) + \text{sgn}(\mu)|\mu| \frac{F(\tau)}{1 + F^2(\tau)} = 0, \quad (26)$$

With a change of variables similar to Eqn. (11), Eqn. (26) reduces to:

$$Q'^2 + \text{sgn}(\lambda)Q + \text{sgn}(\mu)\frac{Q}{a^2 + Q^2} = 0, \quad (27)$$

where $a^2 = \frac{|\lambda|}{|\mu|} = \frac{|\Gamma|}{|\gamma|}$. Using Eqn.(22) and the condition for bright soliton [11], Γ , soliton propagation constant is equal to the PR nonlinearity ΔK_{NL} , i.e. $\frac{\Gamma}{\Delta K_{NL}} = 1$ which further gives us the condition that $|\Gamma|/|\gamma| < 1$ (since I_s/I_p is always positive). Similarly for dark solitons we have $\frac{\Gamma}{\Delta K_{NL}} = \frac{\ln(1+Q_0^2)}{Q_0^2}$. Since $\frac{\ln(1+Q_0^2)}{Q_0^2} < 1$ for every value of Q_0 , we have again $|\Gamma|/|\gamma| < 1$.

Similar to last section, we multiply Eqn. (27) by Q' and integrate, we obtain the corresponding Hamiltonian function:

$$H(Q, Q') = Q'^2 + \text{sgn}(\lambda)Q^2 + \text{sgn}(\mu)\ln(a^2 + Q^2) = h, \quad (28)$$

where h is a constant of integration.

We look in the phase space for solitary solutions of the above equation. Using Eqn.(15) we find as before the extrema points of the Hamiltonian to be:

$$\begin{cases} h = \text{sgn}(\lambda)\left[-\frac{\text{sgn}(\mu)}{\text{sgn}(\lambda)} - a^2\right] + \text{sgn}(\mu)\ln\left(-\frac{\text{sgn}(\mu)}{\text{sgn}(\lambda)}\right) \\ h = \text{sgn}(\mu)\ln(a^2) \end{cases} \quad (29)$$

If $\text{sgn}(\lambda) = \text{sgn}(\mu)$ then only the second value of h is valid.

First we consider the case of $\mu < 0, \lambda > 0$, where the two values of h are $h = 1 - a^2$ and $h = -\ln(a^2)$. It can be easily seen that there is no solitary solution for the first value of h . For the second value of h Eqn. (28) can be expressed as:

$$H(Q, Q') = Q'^2 + Q^2 - \ln(a^2 + Q^2) = -\ln a^2 \quad (30)$$

The shapes of the orbits for different values of a^2 are shown in Fig.(5). We obtain the following differential :

$$\frac{dQ}{\sqrt{\ln(a^2 + Q^2) - Q^2 - \ln(a^2)}} = \pm dT. \quad (31)$$

Integrating this equation, we find the profile of the solution as plotted in Fig.(6).

For the case $\mu > 0, \lambda < 0$, the solitary wave solution is located at $h = a^2 - 1$ and substituting h in the Hamiltonian of Eqn.(28), we can derive a dark solitary solution. The phase space orbits are given in Fig.(7) and the profile of the dark solution is given in Fig.(8).

For all other cases ($\mu < 0, \lambda < 0$ and $\mu > 0, \lambda > 0$), there are no solitary solutions.

IV. CONCLUSIONS

We started from the NLS equation and solved it for a time-dependent potential in a medium with Pockels effect. Our analytical solutions show that there is only one possible case where the soliton-like wave can propagate in the Pockels material.

In the second part, we solved the NLS equation for PR medium to find the conditions under which the soliton-like waves can propagate. The conditions we found are: a) $\mu < 0, \lambda > 0$ that leads to the bright solitary waves and b) $\mu > 0, \lambda < 0$, which leads to the dark solitary waves.

V. APPENDIX

Nonlinear index of refraction of the PR medium be derived from the two beam coupling (pump and signal) inside a PR material. Nonlinear polarization that is produced by the coupling of two beams is given by [8], [15]:

$$P^{NL} = \left(\frac{\Delta\epsilon}{4\pi}e^{iq \cdot r} + c.c.\right)(A_s e^{ik_s \cdot r} + A_p e^{ik_p \cdot r}) \quad (32)$$

The part of nonlinear polarization that has the spatial variation $e^{(ik_s \cdot r)}$ can act as a phase-matched source for the signal wave as:

$$p_s^{NL} = \frac{\Delta\epsilon^*}{4\pi} A_p e^{ik_s \cdot r} = -i \frac{\epsilon^2 \gamma_{eff} E_m}{4\pi} \frac{|A_p|^2 A_s}{|A_p|^2 + |A_s|^2} e^{ik_s \cdot r} \quad (33)$$

Using the nonlinear relationship between P_s^{NL} and ϵ^{NL} and Eqn.(33), we can write

$$4\pi p_s^{NL} = \epsilon^{NL} E_s = \epsilon^{NL} A_s e^{ik_s \cdot r} = -i \epsilon^2 \gamma_{eff} E_m \frac{I_p}{I_p + I_s} A_s e^{ik_s \cdot r} \quad (34)$$

as a result of which the value of ϵ^{NL} is equal to:

$$\epsilon^{NL} = \epsilon^2 \gamma_{eff} E_m \frac{I_p}{I_p + I_s}. \quad (35)$$

Now, given the value of ϵ^{NL} , we can calculate the Δk_{NL} for the PR medium by substituting $\epsilon = n^2$ and $k_0 = \frac{n\omega}{c}$ in the nonlinear relation $\Delta k_{NL} = \frac{1}{2k_0} \frac{\omega^2}{c^2} \epsilon^{NL}$ as follows:

$$\Delta k_{NL} = \gamma \frac{I_p}{I_p + I_s}, \quad (36)$$

where we have defined a parameter γ as:

$$\gamma = \frac{1}{2} \frac{\omega}{c} n^3 \gamma_{eff} E_m. \quad (37)$$

Eqn. (36) is the potential that we use in the (NLS) equation for PR media in Eqn. (23) of the main text.

VI. ACKNOWLEDGEMENT

S.A. Hosseini acknowledges Dr. Alok Sharan and Dr. Dey Rukmini for useful discussions.

REFERENCES

- [1] R.Y. Chiao and C.H. Townes, Phys. Rev. Lett. 13, 479 (1974).
- [2] V.E. Zakharov, A.B. Shabat, Sov. Phys. JETP 34 (1972) 62.
- [3] A. Hasegawa, F. Tappert, Appl. Phys. Lett. 23 (1973) 142.
- [4] J. Satsuma, N. Yajima, Prog. Theor. Phys. Suppl. 44 (1974) 284.
- [5] P. Yeh, Introduction to Photorefractive Nonlinear Optics, (Wiley, 1993).
- [6] P. Yeh, C. Gu, Landmark Papers on Photorefractive Nonlinear Optics, World Scientific, 1995).
- [7] G. Montemezzani, P. Gunter, Opt. Lett. 22, 451 (1997).
- [8] R.W. Boyd, Nonlinear Optics (Academic Press 1992).
- [9] G.P. Agrawal, Nonlinear Fiber Optics (Academic Press 1994).
- [10] L. Perko, Differential Equations and Dynamical Systems (Springer 1991).
- [11] M. Shih, Z. chen, M. Mitchell, M. Segev, H. Lee, R. S. Feigelson, J. P. Wilde, J. Opt. Soc. Am. B, 14 3091 (1997).
- [12] F. Abdullaev, Theory of Solitons in Inhomogeneous Media (John Wiley & Sons 1994).
- [13] M. Remoissenet, Waves Called Solitons (Springer 1996).
- [14] P.G. Drazin, Solitons (Cambridge University Press 1992).
- [15] N. V. Kukhtarev, V. B. Markov, S. G. Odulov, M. S. Soskin and V. L. Vinetskii, Ferroelectrics 22, 949 (1979).
- [16] B. Crosingnani, P. Diporto, A. Degasperis, M. Segev, S. Trillo, J. Opt. Soc. Am. B, 14, 3078 (1997).
- [17] I.N. Bronshtein, K.A. Semendyayev, Handbook of Mathematics (Springer 1997).

FIGURES

FIG. 1. Phase space diagram of $Q'^2 - Q^2 + \frac{2}{3}Q^3 = h$ for different values of h . The curves 1,2,3 and 4 correspond to $h = 0$, $-\frac{1}{3} < h < 0$ ($h = -\frac{1}{6}$), $h > 0$ ($h = \frac{1}{6}$) and $h = -\frac{1}{3}$, respectively.

FIG. 2. Normalized amplitude profile of $|A(z, t)| = \frac{3|\lambda|}{2|\mu|} \text{sech}^2(\frac{\sqrt{|\lambda|}}{2}(t - z/v_g))$ for $\lambda < 0$ and $\mu > 0$, which shows bright solitary solution.

FIG. 3. Phase space diagram of $Q'^2 + Q^2 + \frac{2}{3}Q^3 = h$ for different value of h . The curves 1,2,3 and 4 correspond to $h = \frac{1}{3}$, $0 < h < \frac{1}{3}$ ($h = \frac{1}{6}$), $h \leq 0$ ($h = 0$) and $h > \frac{1}{3}$, respectively.

FIG. 4. Normalized amplitude profile of $|A(z, t)| = \frac{|\lambda|}{|\mu|} [-\frac{3}{2} \tanh^2(\frac{\sqrt{\lambda}}{2}(t - z/v_g)) + \frac{1}{2}]$ for $\lambda > 0$ and $\mu > 0$ in Pockels media. This profile shows that there is no solitary solution possible under this condition.

FIG. 5. Phase space diagram of $Q'^2 + Q^2 - \ln(a^2 + Q^2) = -\ln a^2$ for different value of a^2 . The curves 1,2,3 and 4 correspond to $a^2 = 0.2, 0.4, 0.6$ and 0.8 , respectively.

FIG. 6. Amplitude profile of the differential $\frac{dQ}{\sqrt{\ln(a^2 + Q^2) - Q^2 - \ln(a^2)}} = \pm dT$ solved numerically for $a^2 = 0.6$, which shows the bright solitary solution.

FIG. 7. Phase space diagram of $Q'^2 - Q^2 + \ln(a^2 + Q^2) = a^2 - 1$ for different value of a^2 . The curves 1,2,3 and 4 correspond to $a^2 = 0.2, 0.4, 0.6$ and 0.8 , respectively.

FIG. 8. Amplitude profile of the differential $\frac{dQ}{\sqrt{Q^2 - \ln(a^2 + Q^2) - a^2 - 1}} = \pm dT$ solved numerically for $a^2 = 0.75$, which shows the dark solitary solution.

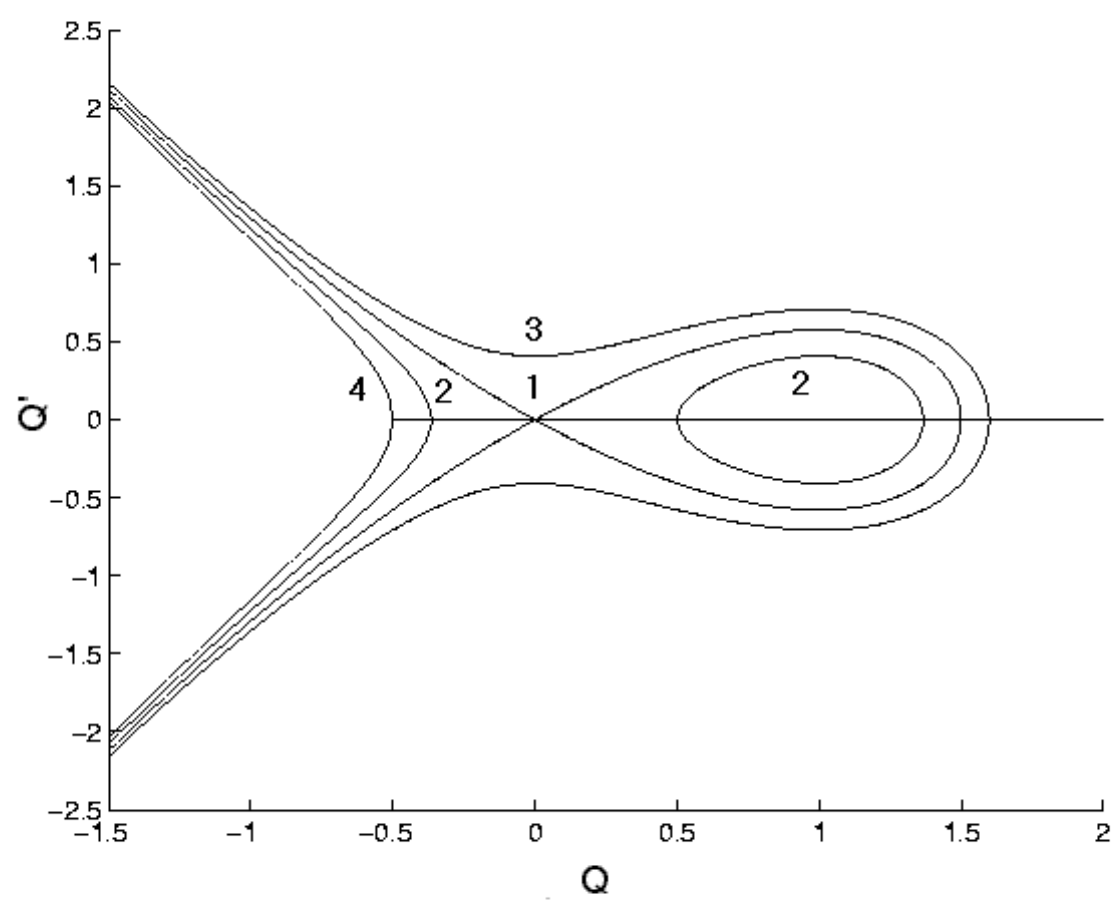


Figure 1

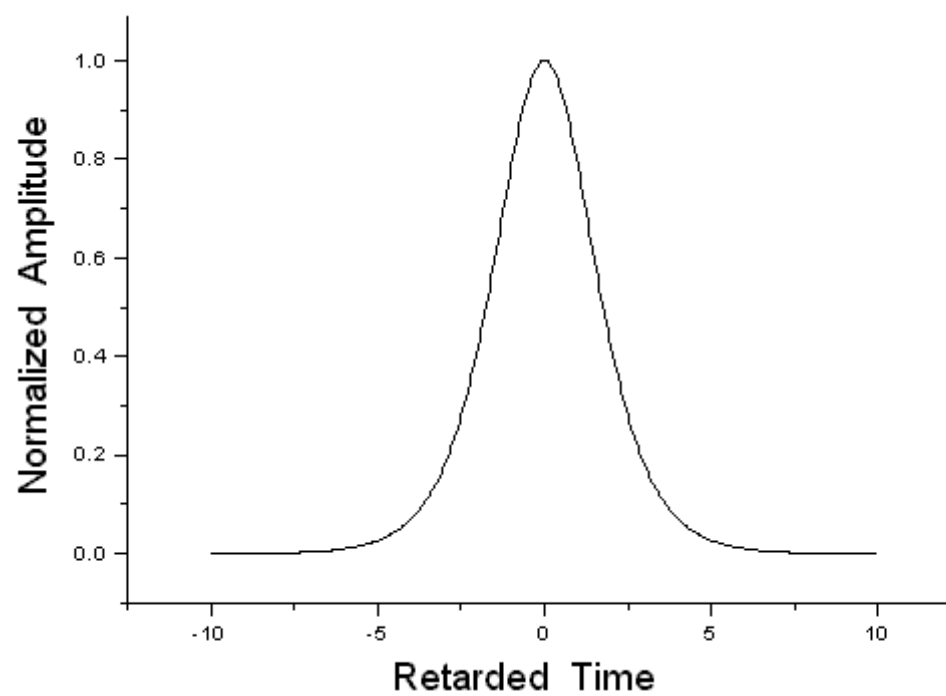


Figure 2

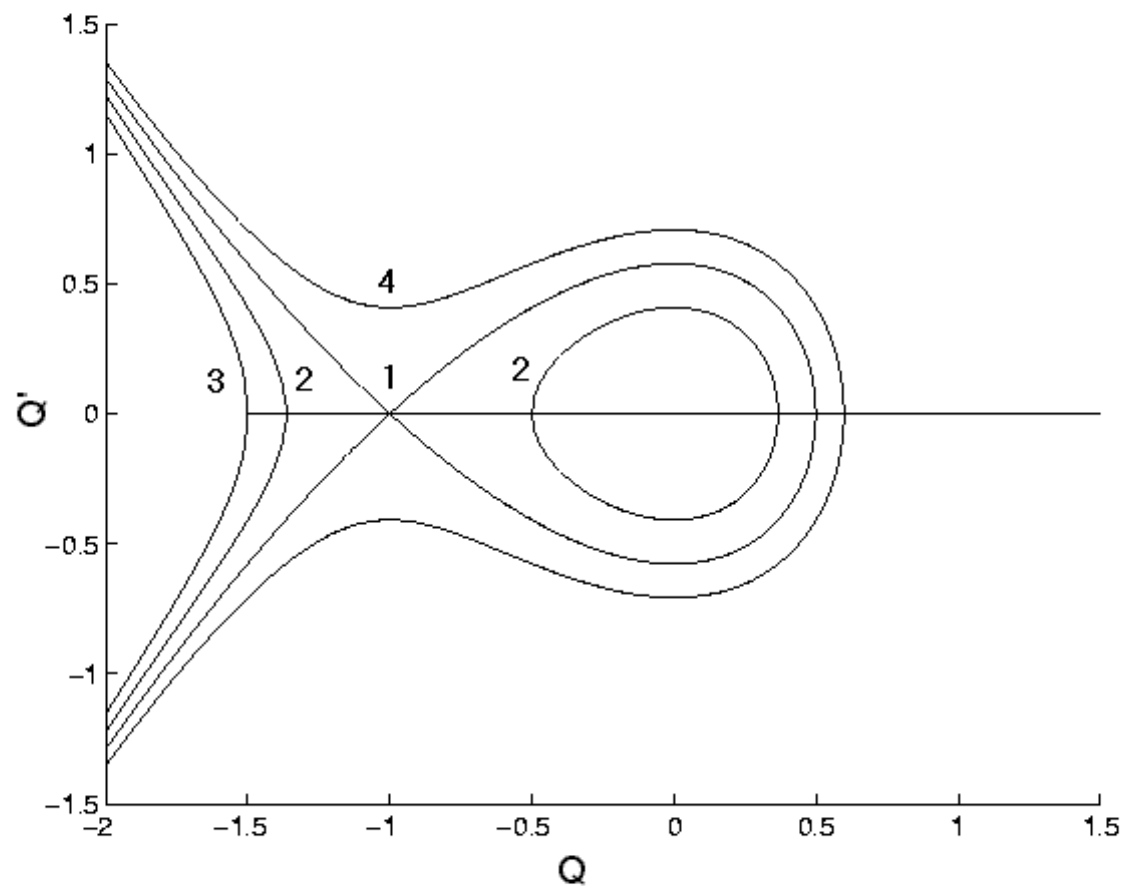


Figure 3

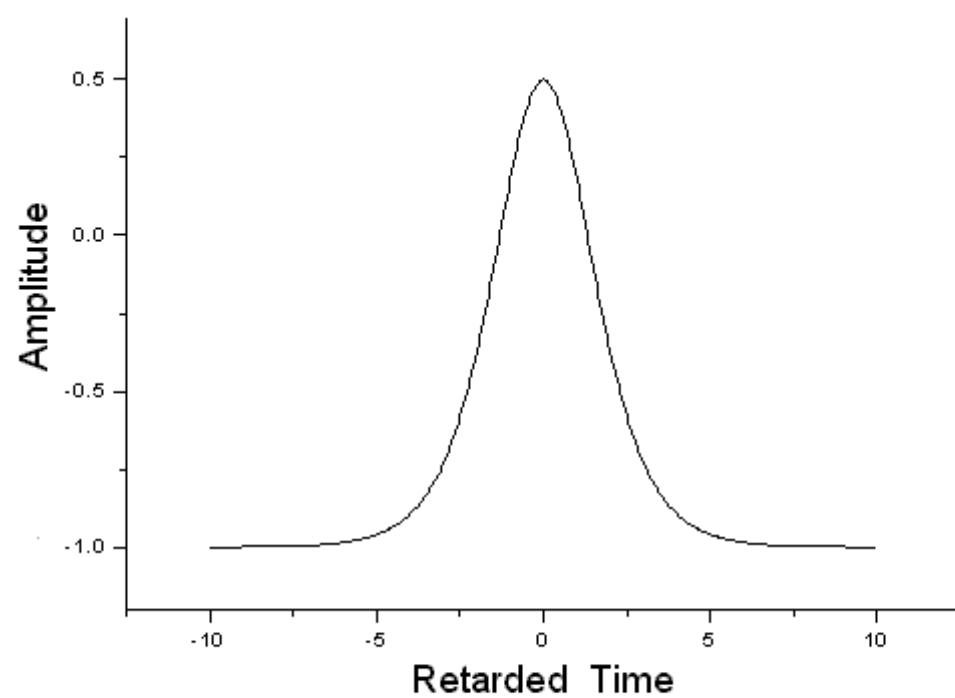


Figure 4

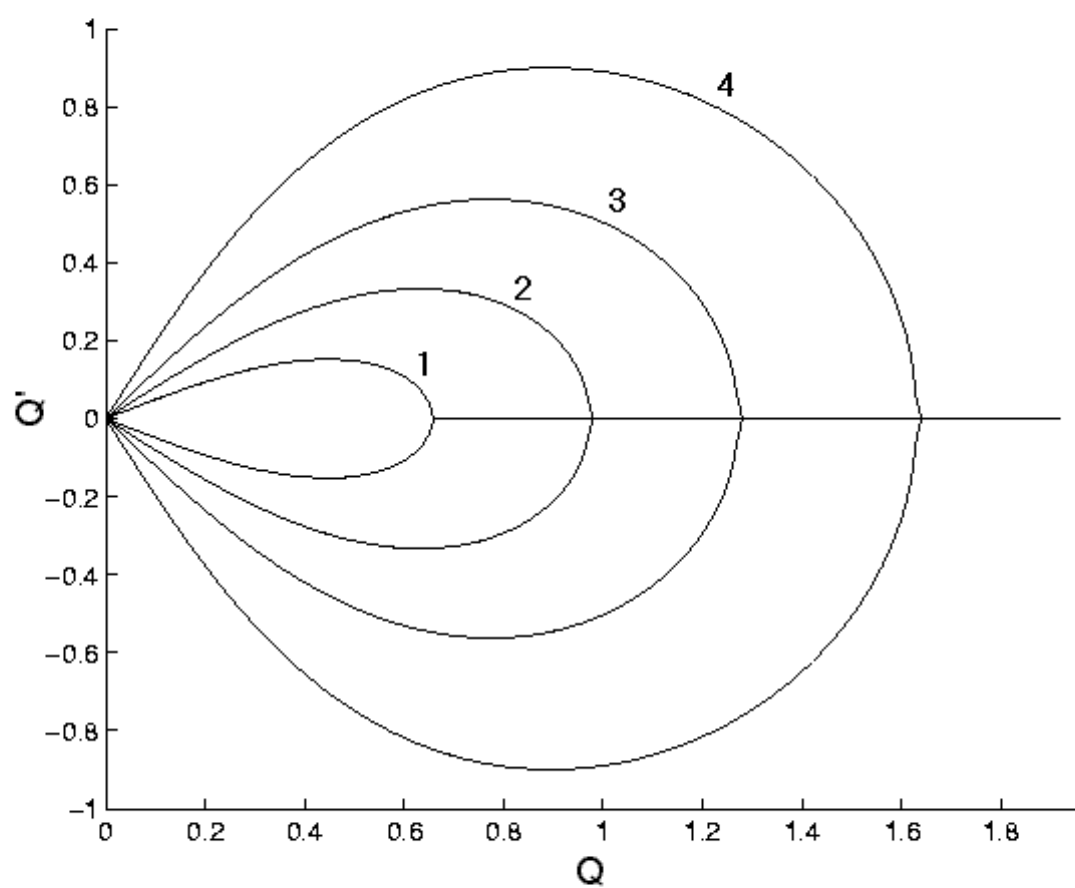


Figure 5

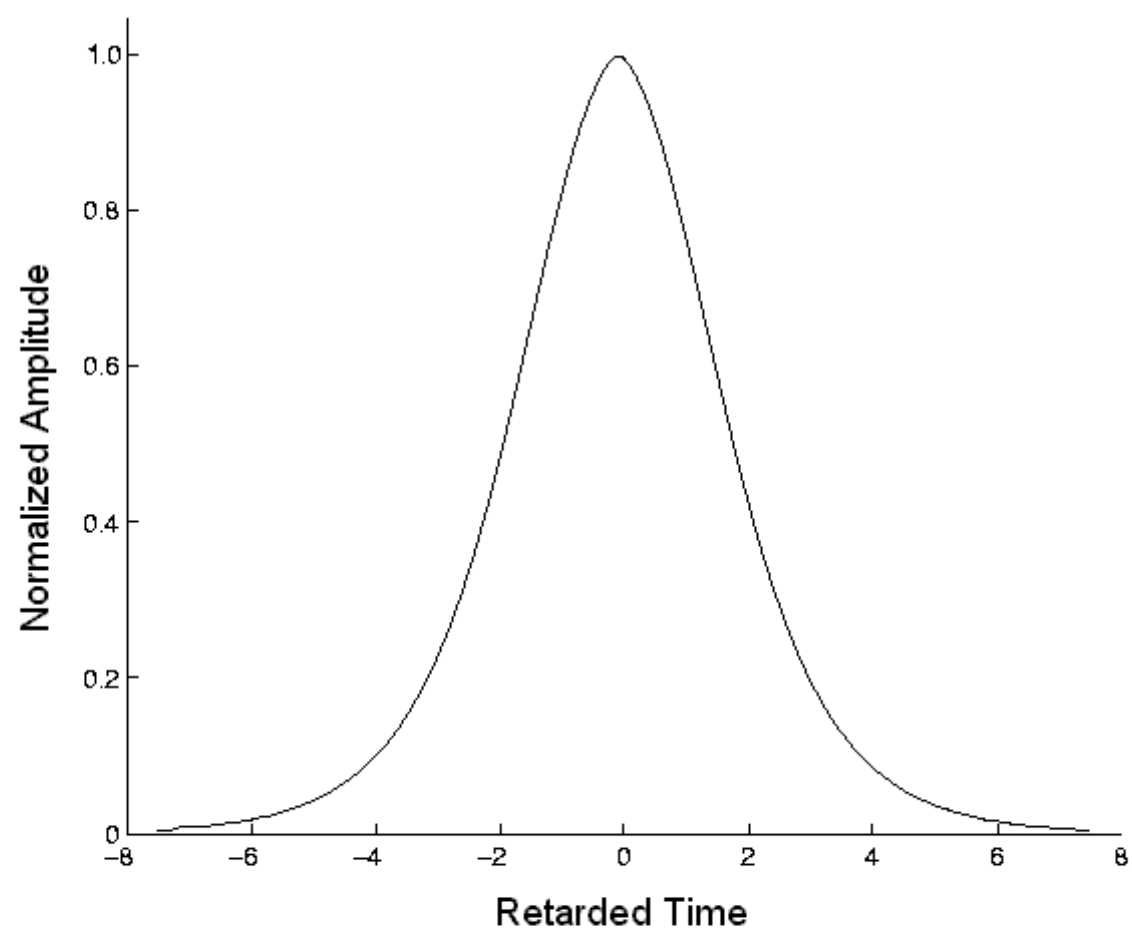


Figure 6

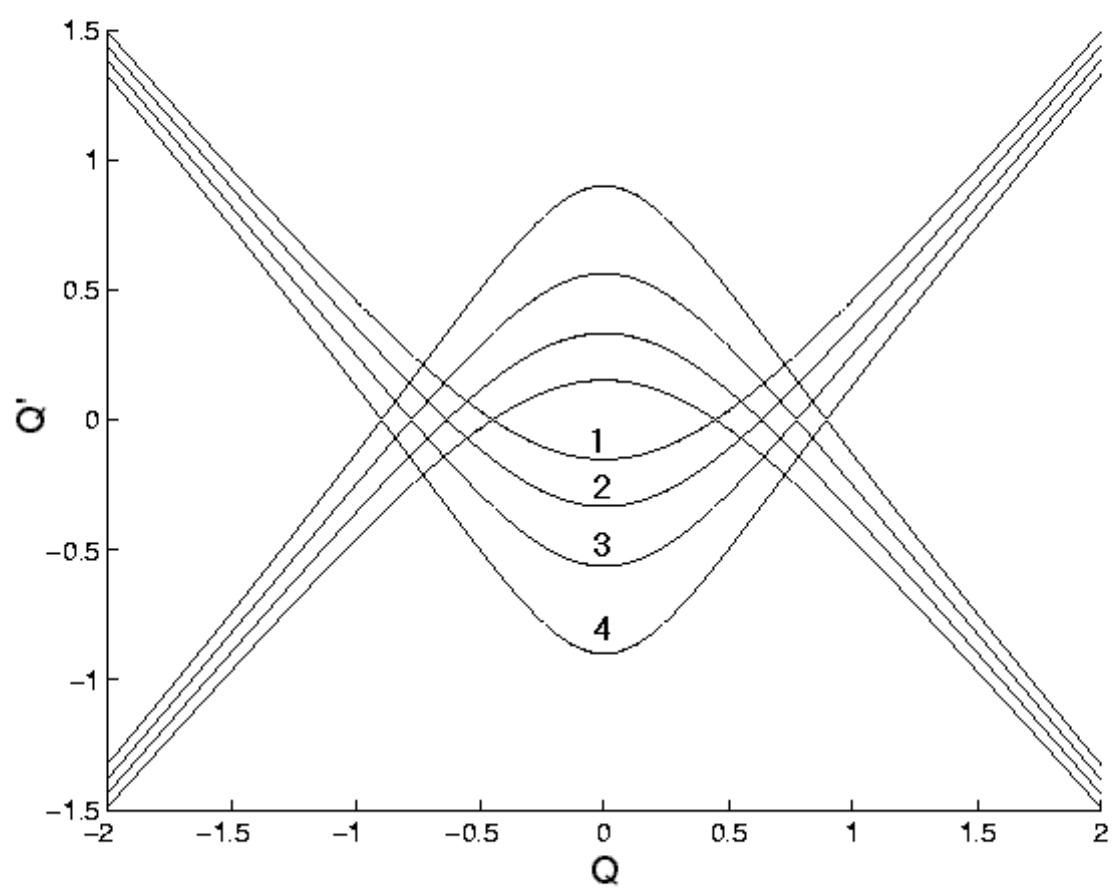


Figure 7

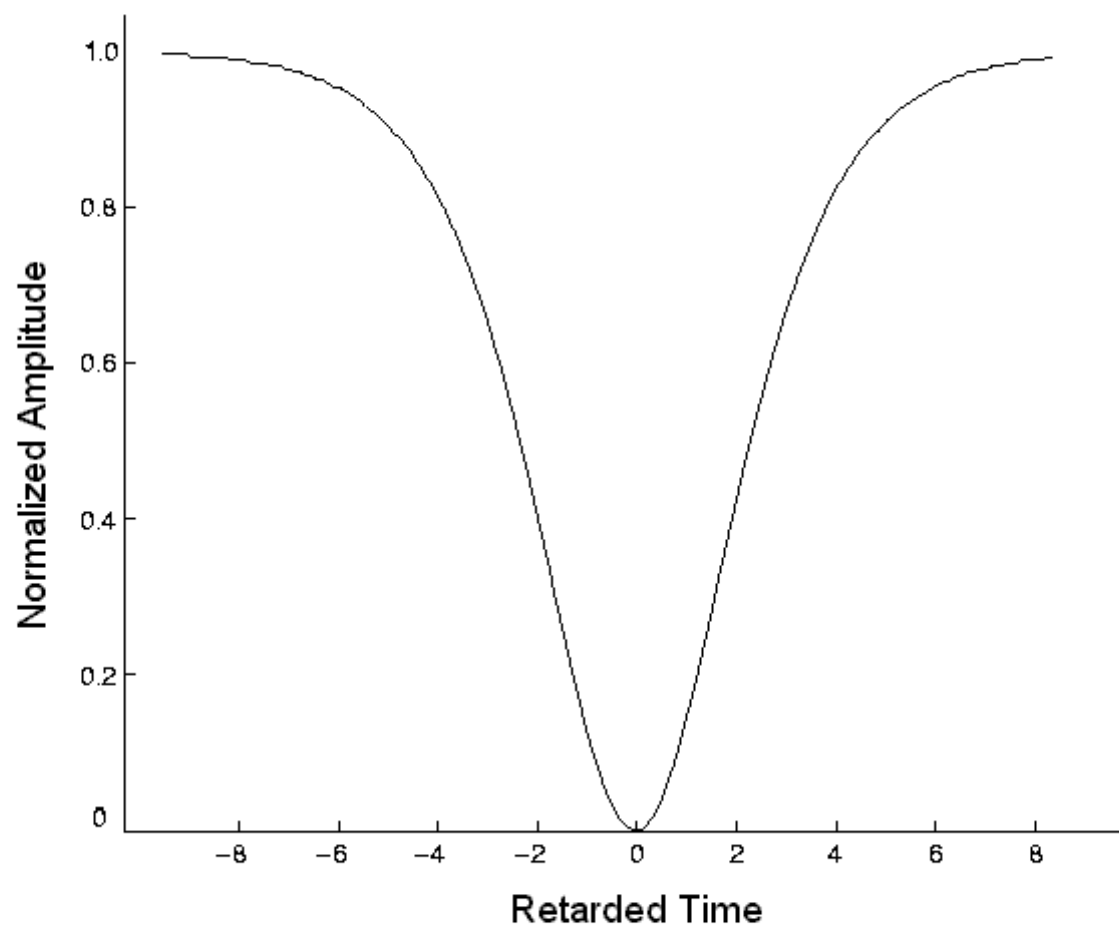


Figure 8