

Optimizing the production of metastable calcium atoms in a magneto-optical trap

Jan Grünert, Andreas Hemmerich

Institut für Laserphysik, Universität Hamburg, Jungiusstrasse 9, D-20355 Hamburg, Germany
e-mail: gruenert@physnet.uni-hamburg.de

The date of receipt and acceptance will be inserted by the editor

Abstract We investigate the production of long lived metastable (4^3P_2) calcium atoms in a magneto-optical trap operating on the $4^1S_0 \rightarrow 4^1P_1$ transition at 423 nm. For excited 4^1P_1 atoms a weak decay channel into the triplet states 4^3P_2 and 4^3P_1 exists via the 3^1D_2 state. The undesired 4^3P_1 atoms decay back to the ground state within 0.4 ms and can be fully recaptured if the illuminated trap volume is sufficiently large. We obtain a flux of above 10^{10} atoms/s into the 4^3P_2 state. We find that our MOT life time of 23 ms is mainly limited by this loss channel and thus the 4^3P_2 production is not hampered by inelastic collisions. If we close the loss channel by repumping the 3^1D_2 atoms with a 671 nm laser back into the MOT cycling transition, a non-exponential 72 ms trap decay is observed indicating the presence of inelastic two-body collisions between 4^1S_0 and 4^1P_1 atoms.

Key words 32.80.Pj – 34.50.Rk – 42.50.Vk – 42.62.Fi

1 Introduction

In recent years the development of magneto-optical traps (MOT) proceeded upon the detailed investigation of laser cooling and trapping in the alkali group, that culminated in the observation of Bose-Einstein condensation (BEC) [1,2]. Although selecting alkali atoms for this venture proved successful due to the simplicity of their energy level schemes, it became obvious, that in order to shorten the cooling times towards condensation of typically > 10 s one would have to abandon the concept of evaporative cooling in magnetic traps and proceed to all-optical solutions instead. Earth-alkali atoms offer narrow optical transition lines because of their two valence electrons and consequent energy level complexity of spin zero singlet states and spin one triplet states. These intercombination lines open up new possibilities for improved cooling schemes with the promise to reach particularly low temperatures close to or even below the critical temperature for BEC [3,4,5]. Novel, possibly very efficient

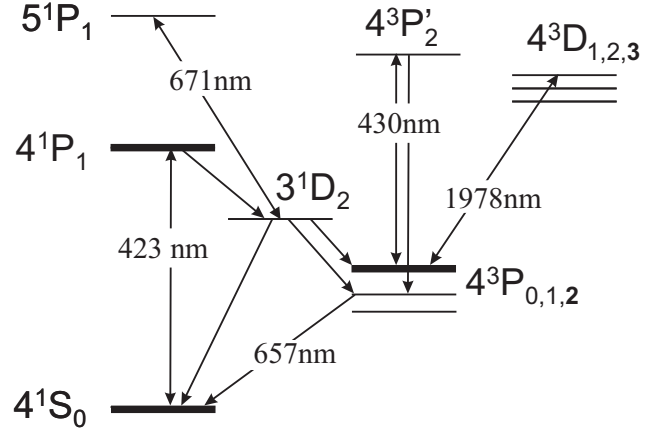


Figure 1 Relevant energy levels of ^{40}Ca including the strong cooling and trapping line at 423 nm, the repumping laser at 671 nm, the cooling and probing transitions for metastable atoms at 1978 nm and 430 nm respectively.

paths towards quantum degeneracy as, for example, matter wave amplification by optical pumping (MAO) [6] may become feasible with earth alkaline atoms [7]. Our approach to a realization of the MAO scheme in calcium involves a dense and cold MOT for long-lived (118 min. [8]) metastable 4^3P_2 atoms [9]. This MOT operates on the closed cycle $4^3P_2 \rightarrow 4^3D_3$ transition at 1978 nm (cf. fig. 1). Because of its narrow line width of 60 kHz this infrared transition provides a Doppler-temperature of only 3 microkelvin. In addition, its Zeeman substructure implies the presence of polarization gradient cooling with the promise of temperatures approaching the recoil limit of 122 nK. Such cold calcium samples would yield a wealth of new physics. For example, the simple structure of the zero spin ground state allows for precise comparisons between theory and experiments in ultracold collision studies. Ultracold calcium samples should also boost the development of novel optical time and length standards based on the 408 Hz intercombination line at 657 nm [10].

2 Production scheme of metastable calcium samples

In order to load a 4^3P_2 -MOT, precooled 4^3P_2 atoms have to be produced at a high rate. In this paper we discuss the production of a continuous flux of more than 10^{10} cold 4^3P_2 atoms per second from a MOT operating on the $4^1S_0 \rightarrow 4^1P_1$ transition at 423 nm (natural linewidth $\Gamma_{nat}/2\pi = 34.6$ MHz). We utilize the fact that there is a weak decay channel for excited 4^1P_1 atoms into the 3^1D_2 state occurring at a rate of 2180 s^{-1} [11]. About 78 % of the 3^1D_2 atoms return to the ground state in approximately 3 ms either directly in a quadrupole transition or via the 4^3P_1 state which decays via the 657 nm intercombination line. These atoms are not subject to trapping forces during this time and will move out of the trap at an average speed of 1 m/s. Thus the illuminated capture volume of the MOT has to be sufficiently large ($\varnothing = 1$ cm) to completely recapture them once they returned to the ground state. The remaining 22 % are transferred to the desired metastable 4^3P_2 state. These atoms exhibit the Doppler-limited MOT temperature of typically 1-2 mK, which appears ideal as a starting point for further cooling.

3 Experimental apparatus

A detailed description of the 4^1S_0 -MOT setup is given in [7]. This MOT is loaded from a thermal Ca oven at 650°C through a conventional decreasing field Zeeman slower operated with a slowing laser tuned 270 MHz below resonance. The appropriate laser light at 423 nm is produced by a frequency-doubled Ti:Sapphire laser pumped with 10 W pumping power at 532 nm from a commercial solid state laser system. This results in about 300 mW of blue radiation of which 2/3 can be used for the experiment, having to be shared upon the Zeeman cooler, a two-dimensional transverse cooling stage at its exit and the MOT itself. The MOT-beams are about 10 mm in diameter yielding a saturation parameter of 1/2. For optical pumping experiments (repumping 3^1D_2 -atoms) described below, we employ an external cavity diode laser system at 671 nm. The 10 mW diode provides 3.6 mW output at the $3^1D_2 \rightarrow 5^1P_1$ transition wavelength of 671.769 nm (air). A fraction of 1.3 mW is available in the trap after beam shaping. For direct detection of metastable 4^3P_2 atoms we use a frequency doubled external cavity diode laser at 860 nm with 30 mW usable output power. After resonant frequency doubling in KNbO_3 and beam shaping we have 5 mW available resonant with the $4^3P_2 (4s4p) \rightarrow 4^3P_2 (4p^2)$ transition at 430.252 nm (air). As a frequency reference for this laser we have combined a DC discharge with a calcium heatpipe. Inside a 15 cm glass tube calcium is heated to 600°C in a small steel cup which represents the cathode of a DC discharge operated with 1 kV in 2 torr of

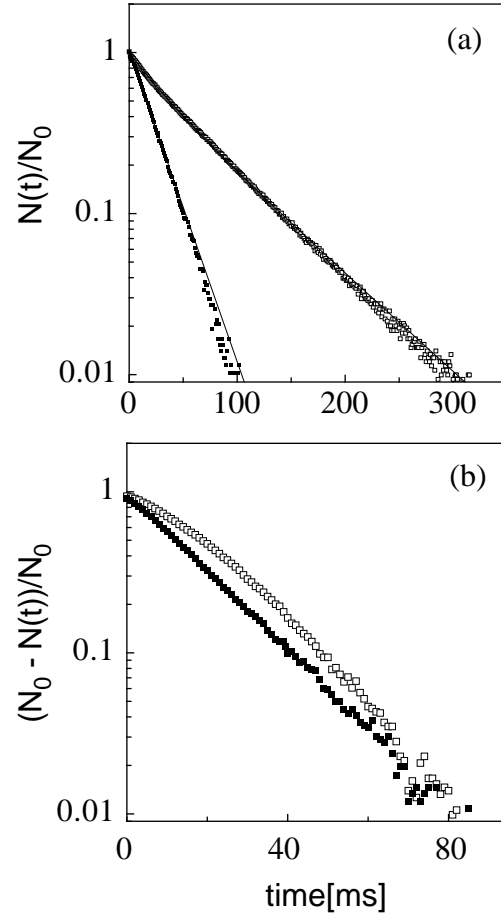


Figure 2 Decay (a) and loading (b) of the trap with (□) and without (■) application of a repumping laser acting on the 3^1D_2 population.

neon. Using Doppler-free polarization spectroscopy we obtain dispersive signals with signal to noise above 50, well suited for frequency stabilization of the laser. For analyzing our system we can observe independently the fluorescence at 657 nm with a photo multiplier tube and at 423 nm with a calibrated photo diode.

4 Flux of metastable atoms

We can determine the flux of metastable atoms indirectly by measuring the number of 4^1P_1 atoms in our MOT, which can be achieved by observing the 423 nm fluorescence. In the steady state we find a 4^1P_1 -population $N(4^1P_1) = 4 \cdot 10^7$ which translates into a flux of

$$N(4^1P_1) \cdot 0.22 \cdot 2180 \text{ s}^{-1} = 2 \cdot 10^{10} \text{ s}^{-1}$$

into the 4^3P_2 state. We can check whether $N(4^1P_1)$ is limited by imperfect recycling of atoms decaying from 3^1D_2 to the ground state by means of a life time measurement of the MOT. Such a measurement is done by shutting off the Zeeman cooler, thus terminating further loading and observing the decaying 423 nm fluorescence. The result in fig. 2 shows a clean exponential

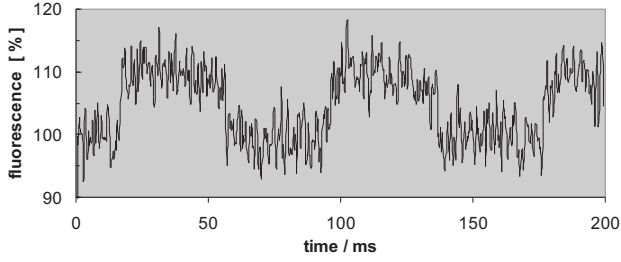


Figure 3 When the 430 nm probing laser is pulsed on while the MOT is operating the red fluorescence at 657 nm is increased by 12 % because metastable 3^3P_2 atoms are transferred to 3^3P_1 and decay to the ground state via the intercombination line.

decay with a time constant of 22.6 ms. Using the rate equation model discussed in [7] (cf. eq.(3)) with the saturation parameter of 0.5 in our MOT we obtain 100 % recapture efficiency.

In order to observe the flux of atoms into the 4^3P_2 -state in a direct fashion we have employed an additional laser beam at 430 nm which optically pumps all 4^3P_2 atoms into the 4^3P_1 state with a rate above 10^8 s^{-1} . These 4^3P_1 atoms add to those produced by decay from 3^1D_2 thus increasing the 657 nm fluorescence emerging from the MOT when they decay to the ground state. As illustrated in fig. 3 we observe an increase of the red fluorescence level by $1/8$ when the optical pumping laser is active. Under the realistic assumption that all 4^3P_2 atoms are optically pumped to 4^3P_1 instantaneously with respect to the time scale of their production our observation suggests, that the $3^1D_2 \rightarrow 4^3P_2$ decay rate is $1/8$ times that of the $3^1D_2 \rightarrow 4^3P_1$ decay rate which is to be compared with the theoretical branching ratio of $1/3$. This discrepancy is resolved by noting that the $3^1D_2 \rightarrow 4^3P_2$ decay takes 10 ms on average and thus these atoms have traveled about 1 cm, three times more than the 4^3P_1 atoms. As a consequence the 4^3P_1 atoms remain entirely in the region mapped onto the photo multiplier, while this is only the case for about 40 % of the 4^3P_2 atoms.

5 Possible limitations by cold collisions

The purely exponential trap decay suggests that at the present capture rate of the MOT collisional loss is not yet a limiting loss mechanism comparable to the desired loss due to the production of metastables. As a consequence, in our case of perfect recycling the production rate of 4^3P_2 atoms equals the capture rate of the 4^1S_0 -MOT, i.e all atoms captured from the Zeeman cooler are eventually transferred into the desired metastable state. It appears natural to ask whether a further increase of the MOT capture rate by improvement of the Zeeman cooler will yield a further increase of 4^3P_2 -production, or rather take us into the regime where inelastic colli-

sions contribute a comparable loss. In order to investigate this question we have decreased the loss channel which results from the production of metastables by repumping the 3^1D_2 atoms with a 671 nm laser back into the MOT cycling transition[12]. In this case, we observe a more than three-fold increase of the trap decay time to 72 ms (cf. fig. 2a) in combination with a twofold increased 423 nm fluorescence level. Moreover, the decay acquires a clearly non-exponential character yielding a slight curvature in the logarithmic plot of the trap decay in fig. 2(a). We have also observed the loading process of the MOT by suddenly turning on the Zeeman cooler and recording the 423 nm fluorescence. It appears, that in contrast to the observations regarding the trap decay there is only a very small increase of the loading time constant if we activate the 671 nm repumper. These observations strongly indicate the presence of an additional density dependent loss channel occurring for the repumped MOT. In absence of such an additional loss mechanism our trap should be limited by the linear loss resulting from collisions with hot background atoms, which for our imperfect vacuum conditions would still suggest a more than tenfold increase of the lifetime and the fluorescence level. Moreover, for linear loss the loading and decay should be purely exponential with the same time constant. We assume that inelastic two-body collisions between cold 4^1S_0 and 4^1P_1 atoms are responsible for the additional trap loss. This hypothesis is supported by observations in Strontium, where a comparably large crosssection for such collisions has been observed and theoretically explained with the existence of a metastable $1\Pi_g$ molecular state for the strontium dimer, which enables a close approach of the 4^1S_0 and 4^1P_1 collision partners without spontaneous emission [13].

The rate equation for the trapping dynamics of the MOT including two-body collisions reads

$$\dot{N} = R - \Gamma N - \beta \int n^2(r) d^3r \quad (1)$$

where R is the MOT capture rate, Γ accounts for the linear loss due to collisions with hot background atoms, β is the coefficient for inelastic collisions and $n(r) = n e^{-(r/a)^2}$ is the Gaussian distribution of the atomic density. The solution of this differential equation for the condition of terminated loading (trap decay) is

$$\frac{N}{N_0} = \frac{e^{-\Gamma t}}{1 + \frac{\xi}{1-\xi} (1 - e^{-\Gamma t})} \quad (2)$$

where $N_0 = n_0 (\sqrt{\pi}a)^3$ denotes the steady state population,

$$n_0 = \sqrt{\frac{2\Gamma^2}{\beta^2} + \frac{8R}{\beta} (\sqrt{2\pi}a)^3} - \frac{\sqrt{8}\Gamma}{2\beta} \quad (3)$$

is the corresponding steady state peak density in the trap and

$$\xi = \frac{\beta n_0}{\sqrt{8}\Gamma + \beta n_0} = \frac{\sqrt{1 + \frac{4R\beta}{\Gamma^2(\sqrt{2\pi}a)^3}} - 1}{\sqrt{1 + \frac{4R\beta}{\Gamma^2(\sqrt{2\pi}a)^3}} + 1} \quad (4)$$

is a parameter in the interval $[0, 1]$ which denotes the fraction of quadratic loss relative to the total trap loss.

In the case of trap loading the trapped population increases according to

$$1 - \frac{N}{N_0} = \frac{e^{-\gamma t}}{\frac{1}{1+\xi} + \frac{\xi}{1+\xi}e^{-\gamma t}}, \quad \gamma = \frac{1+\xi}{1-\xi}\Gamma \quad (5)$$

While the trap decay involves the linear loss rate Γ loading occurs with an increased rate γ . The reason for this behavior is that the loading is abruptly terminated once the quadratic regime is reached leading to shorter loading times as compared to what is expected due to linear losses. In contrast to that, the linear loss time constant dominates the trap decay because the initial steady state density is never too far inside the quadratic loss regime. This effect is clearly observed in our experiments. The above solutions are used to fit the decay and loading data shown in fig. 2. The relevant time constants were 22.6 ms without repumping and 71.8 ms with repumping. The parameter ξ turned out to be negligible without repumping ($\xi < 0.001$) but takes the value $\xi = 0.32$ when repumping is applied. The explicit expression for the parameter ξ in (4) shows that a diminishment of the linear loss rate Γ by a factor of 3.1 introduced by the 671 nm repumper yields the same increase in ξ as an enlargement of the capture rate R by a factor of $(3.1)^2 \approx 10$. We can thus conclude that an order of magnitude increase of the capture rate would yield a loss of about 32 % of the atoms due to inelastic collisions rather than a transfer to the desired metastable state.

6 Conclusion

We have investigated the production of metastable calcium atoms in a magneto-optical trap operating on the principal fluorescence line. We obtain more than 10^{10} atoms in the 4^3P_2 state per second at about 2 mK. An order of magnitude improvement appears still possible by improving the MOT capture rate, however at the price of entering the regime where inelastic light-induced collisions begin to seriously hamper the production of metastables.

Acknowledgements This work has been partly supported by the Deutsche Forschungsgemeinschaft under contract number DFG-He2334/2.3, DAAD 415 probral/bu, and the European research network *Cold Atoms and Ultra-precise Atomic Clocks (CAUAC)*. We also acknowledge the kind hospitality of the *Schwerpunktprogramm SPP 1116*.

References

1. M.H. Anderson et al.: Science **269** (1995)
2. K. Davis et al.: Phys. Rev. Lett. **75**, 3969-3973 (1995)
3. T. Ido, Y. Isoya, and H. Katori: Phys. Rev. A, **61**, R061403 (2000)
4. T. Binnewies, G. Wilpers, U. Sterr, F. Riehle, J. Helmcke, T.E. Mehlstäubler, E.M. Rasel, and W. Ertmer: arXiv:physics/0105069 (May 2001)
5. E.A. Curtis, C.W. Oates, and L. Hollberg: arXiv:physics/0104061 (April 2001)
6. R. Spreeuw, T. Pfau, U. Janicke, and M. Wilkens: Europhys. Lett **32**, 469 (1995)
7. J. Grünert, G. Quehl, V. Elman, and A. Hemmerich: J. Mod. Opt. **47**, 2733-2740 (2000)
8. A. Derevianko: Phys. Rev. Lett. **87**, 023002 (2001)
9. J. Grünert, S. Ritter, and A. Hemmerich: to be published (2001)
10. T. Kisters, K. Zeiske, F. Riehle, and J. Helmcke: J. Appl. Phys. B **59**, 89-98 (1994)
11. F. Strumia: In *Laser Science and Technology*, edited by A.N. Chester and S. Marellucci (Plenum 1988) pp. 367-401
12. C. Oates, F. Bondu, R.W. Fox, and L. Hollberg: Eur. Phys. J. D **7**, 449-460 (1999)
13. K.R. Vogel, T.P. Dinneen, A. Gallagher, and J.L. Hall: IEEE Trans. Instrum. Meas. , **48**, 618 (1999)