

From Laser Induced Line Narrowing To Electromagnetically Induced Transparency in a Doppler-Broadened System

Ali Javan,^{1,2} Olga Kocharovskaya,^{3,4} Hwang Lee,⁴ and Marlan O. Scully,^{2,4}

¹*Department of Physics, Massachusetts Institute of Technology, Cambridge, MA 02139-4307*

²*Max-Planck-Institut für Quantenoptik, D-85748 Garching, Germany*

³*Institute of Applied Physics, RAS, Nizhny Novgorod 603120, Russia*

⁴*Department of Physics, Texas A&M University, College Station, TX 77843-4242*

(April 1, 2000)

Laser induced line narrowing effect in Doppler broadened systems was discovered thirty years ago. This effect can also be applied to recent experimental studies in high resolution spectroscopy or high precision measurements based on Electromagnetically Induced Transparency (EIT). In this report we derive an analytic expression for the linewidth of EIT resonance in a Doppler broadened system. It is shown here that the EIT linewidth is proportional to the Rabi frequency of the driving field and is independent of the Doppler width in a limiting case. This recovers the result found in the laser induced line narrowing effect by Feld and Javan. In the other limit, we recover the usual power broadening case where the EIT linewidth is proportional to the intensity of the driving field and inversely proportional to the Doppler width.

PACS numbers 42.50.Gy, 42.55.-f, 42.65.Wi

Experiments in Electromagnetically Induced Transparency (EIT) [1] have produced an ultraslow light propagation [2–4] with spatial compression (group velocity less than 10's m/sec) and have made it possible to enhance nonlinear optical processes by orders of magnitude [5–8]. Steepness of the dispersion function with respect to frequency plays the key role for the small group velocity of light, and is directly related to the transmission linewidth [9–11]. Hence the behavior of the transmission linewidth in terms of experimental parameters is of a great deal of interest. In high resolution spectroscopy and high precision magnetometry based on a narrow EIT line [12–17] the experiments are usually carried out with atomic cell configurations so that the effect of Doppler broadening on EIT is also an important concern for the devices' performance.

Due to the Doppler effect the atoms in a gas see the radiation field with shifted frequency. Hence the macroscopic polarization representing medium's response to the radiation, needs to be averaged over the frequency distribution determined by velocity distribution of the atoms. The fact that different atoms see different frequency of the radiation, has made the Doppler broadening the pronoun of the inhomogeneous broadening. By and large, all sorts of phenomena in gas laser are related to Doppler broadening [18] and it is also the origin of the famous hole burning [19] and Lamb dip [20,21].

It was more than thirty years ago that the narrow feature imposed on the Doppler broadened profile has been studied in detail. Laser induced line narrowing effect in a three-level system was discovered by Feld and Javan [22]: Various aspects of this effect has been investigated by others [23–25], and it was sometimes called 'nonlinear interference effects'. Notably Feld and Javan predicted the spectral width of the narrow line to be linearly proportional to the driving field Rabi frequency (see Fig. 1). This feature has essential resemblance with EIT experiments in gaseous media except that it dealt with a gain medium.

On the other hand, the analysis of Doppler broadening effects in EIT was previously presented for a cascade system [26]. Also similar studies on lasing without inversion in three-level Λ and V-type systems [27], cascade system [28], and in a four-level system [29]. The previous works, however, mainly focused on the possibilities of absorption cancellation and preferable configurations (copropagation of probe and drive lasers in folded schemes, counterpropagation in cascade scheme), and not on the transmission widths.

In this paper, we show, for the first time, an explicit expression of the linewidth of EIT resonance in a Doppler broadened three-level system, and the *conditions* for the dependence of the linewidth on the driving field strength. Doppler broadening is usually modeled by convolution of a given function over a Maxwell-Boltzmann velocity distribution. Due to the complexity in the integration with a Gaussian distribution, however, explanations of the obtained results usually rely on numerical analysis [26–29]. In order to obtain a simple expression of the linewidth, we approximate the usual Gaussian distribution with a Lorentzian function; this leads to rather simple form of inhomogeneously broadened susceptibility with which detailed analysis is possible.

We find two extreme cases: In one extreme the linewidth of EIT resonance is proportional to the intensity of drive laser. And in the other, it is proportional to the Rabi frequency of drive laser, which recovers the result obtained by Feld and Javan [22].

Let us consider the atomic model scheme depicted in Fig. 2. In this three-level Λ scheme one of the two lower-levels (c) is coupled to the upper level a by a coherent drive laser and the transition $a \rightarrow b$ is probed by a weak coherent field. The atomic decays are, for simplicity, confined in between the given levels. Nevertheless, such a model gives a description almost equivalent to the one for an open system in which atoms decay (out of the interaction region) with the same rate

γ_{bc} , but the upper level a decays much faster with rate 2γ , and crucially, atoms are coming into the interaction region with equally populated lower levels. Detailed comparison of our model with the open system will be published elsewhere.

In the present analysis we use the following assumptions: 1) The decay rates in the transitions $a \rightarrow b$ (γ) and $a \rightarrow c$ (γ') are assumed to be same (γ). The decay rate of the lower levels b and c are same (γ_{bc}). 2) The probe field is weak such that the first order analysis is valid. 3) The driving field is on resonance for a stationary atom. 4) The probe field and driving field propagate in the same direction. And the frequency difference between the transitions $a \rightarrow b$ and $a \rightarrow c$ is small enough such that the residual Doppler shift can be ignored. 5) The EIT condition for the homogeneously broadened system is valid [i.e., $\Omega^2 \gg \gamma\gamma_{bc}$ where Ω is the Rabi frequency of the driving field]. 6) The inhomogeneous linewidth (W_D) is large enough such that $W_D \gg \gamma, \Omega$. No further assumptions are made for the parameters.

If the system is Doppler broadened, the susceptibility should be averaged over the entire velocity distribution such that

$$\chi = \int d(kv) f(kv) \eta \left\{ \frac{\rho_{ab}(kv)}{\alpha} \right\}, \quad (1)$$

where k is the wave number of the probe field, $f(kv)$ is the velocity distribution function, $\rho_{ab}(kv)$ is the coherence between states a and b induced by radiation fields. The Rabi frequency of the probe field with frequency ν is defined by $\alpha \equiv \mu_{ab}E/\hbar$. The matrix element of the dipole moment between levels a and b is μ_{ab} , E is the probe field amplitude, and $\eta \equiv (3/8\pi)N\gamma\lambda^3$ for the atomic number density N and the wavelength λ .

For a stationary atom, in the first order of the probe field, ρ_{ab} can be found as

$$\rho_{ab} = \frac{-i\alpha}{\Gamma_{ab}\Gamma_{cb} + \Omega^2} \left[\Gamma_{cb}(\rho_{aa}^{(0)} - \rho_{bb}^{(0)}) + \frac{\Omega^2}{\Gamma_{ca}}(\rho_{cc}^{(0)} - \rho_{aa}^{(0)}) \right], \quad (2)$$

where $\rho_{ii}^{(0)}$'s are the zeroth order populations (in the probe field) and $\Gamma_{ij} \equiv \gamma_{ij} + i\Delta_{ij}$ with the off-diagonal decay rates γ_{ij} given by $\gamma_{ab} = \gamma_{ac} = (\gamma + \gamma' + \gamma_{bc})/2$, $\gamma_{cb} = \gamma_{bc}$. Δ_{ij} 's are defined as $\Delta_{ab} = \omega_{ab} - \nu \equiv \Delta$, $\Delta_{ac} = \omega_{ac} - \nu_0$, and $\Delta_{cb} = \Delta_{ab} - \Delta_{ac}$ where ν and ν_0 are the frequencies of the probe and drive, respectively.

Let us assume that the decay rate from the level a to b and to c are, for the sake of simplicity, the same such that $\gamma' = \gamma$. When the driving field is on resonance ($\omega_{ac} = \nu_0$), $\rho_{ii}^{(0)}$ are obtained for an atom with its velocity ν as

$$\rho_{aa}^{(0)} = \frac{2\gamma_{bc}\Omega^2}{2D}, \quad \rho_{bb}^{(0)} = \frac{4\gamma X\gamma_{bc} + 2\gamma_{bc}\Omega^2 + 2\Omega^2\gamma}{2D}, \quad (3a)$$

$$\rho_{cc}^{(0)} = \frac{4\gamma X\gamma_{bc} + 2\gamma_{bc}\Omega^2}{2D}, \quad (3b)$$

where

$$X \equiv [\gamma^2 + (kv)^2]/2\gamma, \quad (4a)$$

$$D \equiv 4\gamma X\gamma_{bc} + 3\gamma_{bc}\Omega^2 + \Omega^2\gamma. \quad (4b)$$

Note that the analysis of cascade scheme [26] cannot be applied here; As the auxiliary level c is higher than the level a in the cascade scheme, the assumption that all the population is in the ground state (level b) is valid for the cascade scheme, but not for this Λ scheme where the level c and b are close to each other.

Now, for the atom with its velocity ν , $\rho_{ab}(kv)$ can be written

$$\rho_{ab} = \frac{i\alpha}{Y} \frac{1}{2D} \left[\Gamma_{cb}(4\gamma X\gamma_{bc} + 2\Omega^2\gamma) - \frac{\Omega^2 4\gamma X\gamma_{bc}}{\gamma + \gamma_{bc}/2 + ik\nu} \right], \quad (5)$$

where $Y = (\gamma + \gamma_{bc}/2 + i\Delta + ik\nu)(\gamma_{bc} + i\Delta) + \Omega^2$. Here we have considered the case where the probe and the drive fields are copropagating, and the frequency difference, between the transitions $a \rightarrow b$ and $a \rightarrow c$, is small such that $k' \approx k$ and $(k - k')\nu$ terms can be neglected for the copropagating fields.

If we use a Lorentzian profile as the velocity distribution function $f(kv)$ of width (FWHM) $2W_D$ such that $f(kv) = (1/\pi)W_D/[W_D^2 + (kv)^2]$, the Eq. (1) can be evaluated by the contour integration in the complex plane which contains two poles in the lower half plane, viz., $kv = -iW_D$ and $kv = -i\sqrt{\Omega^2\gamma/2\gamma_{bc}}$. After straightforward calculation of the contributions from the two poles, one can the complex susceptibility. In particular, the minimum absorption at the line center is obtained as

$$\chi''(\Delta = 0) = \frac{\eta\gamma_{bc}}{\gamma_{bc}W_D + \Omega^2} \left[\frac{\sqrt{x}}{1 + \sqrt{x}} \right]. \quad (6)$$

where $x = \Omega^2\gamma/2\gamma_{bc}W_D^2$. We note that the expression is vanishingly small as \sqrt{x}/W_D when $x \ll 1$, and also as γ/W_D^2 when $x \gg 1$, so that the EIT is preserved as long as $\Omega^2 \gg \gamma\gamma_{bc}$.

In order to estimate the linewidth of EIT we first find that the maximum of χ'' as $\chi''_{\max} \approx \eta/W_D$ at $\Delta \approx \pm\Omega$. Since the absorption at the line center is negligibly small given by (6), we evaluate Δ which defines Γ_{EIT} as $\chi''(\Delta = \Gamma_{EIT}) = \eta/2W_D$. Then the half width of the EIT resonance (Γ_{EIT}) is obtained as

$$\Gamma_{EIT}^2 = \frac{\gamma_{bc}}{\gamma} \Omega^2(1+x) \left[1 + \left\{ 1 + \frac{4x}{(1+x)^2} \right\}^{1/2} \right]. \quad (7)$$

Here we can see the two extreme cases, namely,

$$\Gamma_{EIT} \Rightarrow \sqrt{\frac{2\gamma_{bc}}{\gamma}} \Omega \quad (x \ll 1), \quad (8a)$$

$$\Rightarrow \frac{\Omega^2}{W_D} \quad (x \gg 1). \quad (8b)$$

Note that the range of x is: $(\gamma/W_D)^2 \ll x \ll \gamma/\gamma_{bc}$. In the expression (8a) the linewidth of EIT is linearly proportional to Ω , the Rabi frequency of the driving field (i.e. to the square root of the driving field intensity) and is independent of the Doppler width W_D . Such linear dependence (Rabi frequency)

of the line-shape was previously obtained in Ref. [22] which corresponds to the limit $x \ll 1$.

The earlier work [22] dealt with a laser gain system where the weak transitions between the lasing levels were used. The decays out of the lasing levels were the main relaxation for these systems while the spontaneous decay between levels was not taken into account. These so-called open systems have the relaxation of low-frequency coherence (γ_{bc}) the same order of magnitude as the population relaxation (γ). In the case $\gamma_{bc} \approx \gamma$ we have $x \approx \Omega^2/2W_D^2$ and then expression (8a) is valid for $\Omega \ll W_D$. Hence the linewidth in turn, according to (8a), is much smaller than W_D .

Many recent experiments [3,4,10,11,14–17] were performed in alkali vapors where the ground state hyperfine structures were used to create the lower-level coherence and population relaxation of excited states is mostly due to spontaneous emission. In these so-called closed systems, however, the ground state relaxation time is long enough, the lower-level coherence is mainly governed by the time of flight of the atom through the interaction region. In Fig. 2, we plot the EIT linewidth as a function of the Rabi frequency of the driving field. We note that $\Gamma_{EIT} \geq \Omega \sqrt{2\gamma_{bc}/\gamma}$ for any value of Ω . Apparently, smaller ratio γ_{bc}/γ leads to smaller value of Ω for which linear dependence ($\Gamma_{EIT} \sim \Omega$) changes to quadratic dependence ($\Gamma_{EIT} \sim \Omega^2$).

So far we have seen that the parameter $x = (\Omega^2\gamma/2\gamma_{bc}W_D^2)$ plays an important role. The physical meaning of this parameter can be understood in the following way:

First, let us suppose the system is homogeneously broadened. The optical pumping rate from the level c to b is Ω^2/γ for the resonant driving field. In order to have a complete optical pumping within the homogeneous linewidth, this rate should be much greater than the pumping from level b to c : $\Omega^2/\gamma \gg \gamma_{bc}$. This means that the driving field should be sufficiently strong: $\Omega^2 \gg \Omega_{hom}^2 \equiv \gamma_{bc}\gamma$.

Now for atoms with velocity v , the optical pumping rate is $\Omega^2\gamma/[\gamma^2 + (kv)^2]$. Hence, to have a complete optical pumping in a Doppler broadened system we need to require $\Omega^2\gamma/(\gamma^2 + W_D^2) \gg \gamma_{bc}$, which corresponds to $x \gg 1$, i.e. $\Omega^2 \gg \Omega_{inhom}^2 \equiv 2\gamma_{bc}W_D^2/\gamma$. Hence, the parameter x represents the degree of optical pumping from the level c to b within the inhomogeneous linewidth ($x = \Omega^2/\Omega_{inhom}^2$).

With an effective width δ_{eff} , the width of EIT resonance can be regarded as

$$\Gamma_{EIT} \sim \frac{\Omega^2}{\delta_{eff}}, \quad (9)$$

which is equivalent to the EIT linewidth for the homogeneously broadened medium (where $\gamma_{EIT} = \Omega^2/\gamma$). The effective width δ_{eff} is defined as the magnitude of the maximum detuning for which atoms are trapped in level b for a fixed value of Ω .

When $\Omega_{hom} \ll \Omega$, absorption fully vanishes for a certain velocity group of atoms (satisfying to double resonance condition $v - v_0 - kv = \omega_{cb}$ within the homogeneous linewidth) due to optical pumping of these atoms. Hence, for $\Omega \ll \Omega_{inhom}$, δ_{eff} can be estimated by $\Omega^2(\gamma/\Delta^2) \sim \gamma_{bc}$, yielding $\delta_{eff} \sim$

$\sqrt{\Omega^2\gamma/\gamma_{bc}}$. Hence by Eq. (9) we obtain $\Gamma_{EIT} \sim \Omega\sqrt{\gamma_{bc}/\gamma}$ [see, Eq. (8a)]. Further increase of intensity of the driving field makes the number of trapped atoms increase so that δ_{eff} also increases. When $\Omega \gg \Omega_{inhom}$ the number of optically pumped atoms is not increased further (since all of them are already optically pumped into b level) so that $\delta_{eff} \sim W_D$ yielding $\gamma_{EIT} = \Omega^2/W_D$.

Note that the maximum of the velocity distribution we have used is different from that of Gaussian distribution by a factor of $\sqrt{\pi \ln 2}$. The Gaussian distribution can be written as $(\pi ku)^{-1/2} \exp[-(kv)^2/(ku)^2]$, where $u = \sqrt{2k_B T/M}$ is the most probable speed of the atom given by temperature T and the atomic mass M . Then, the full width at half maximum is given as $2W_D = 2\sqrt{\ln 2}ku$. To have the absorption profile equivalent to the one obtained by Gaussian integration, one needs to multiply the factor $\sqrt{\pi \ln 2}$ to the Lorentzian function. The estimation of the EIT linewidth is, however, not affected by this factor.

This work was supported by the Office of Naval Research, the National Science Foundation, and the Welch Foundation.

-
- [1] See, for example, S. E. Harris, *Physics Today*, **50** (7), 36 (1997), and references therein.
 - [2] L. V. Hau, S. E. Harris, Z. Dutton, and C. H. Behroozi, *Nature* **397**, 594 (1999).
 - [3] M. M. Kash, V. A. Sautenkov, A. S. Zibrov, L. Hollberg, G. R. Welch, M. D. Lukin, Y. Rostovtsev, E. S. Fry, and M. O. Scully, *Phys. Rev. Lett.* **82**, 5229 (1999).
 - [4] D. Budker, D. Kimball, S. Rochester, and V. Yashchuk, *Phys. Rev. Lett.* **83**, 1767 (1999).
 - [5] K. Hakuta, L. Marmat, and B.P. Stoicheff, *Phys. Rev. Lett.* **66**, 596 (1991).
 - [6] P.R. Hemmer, D.P. Katz, J. Donoghue, M. Cronin-Golomb, M.S. Shahriar, and P. Kumar, *Opt. Lett.* **20**, 982 (1995).
 - [7] M. Jain, H. Xia, G.Y. Yin, A.J. Merriam, and S.E. Harris, *Phys. Rev. Lett.* **77**, 4326 (1996).
 - [8] A. Zibrov, M.D. Lukin and M.O. Scully, *Phys. Rev. Lett.* **83**, 4049 (1999).
 - [9] S.E. Harris, J.E. Field, and A. Kasapi, *Phys. Rev. A* **46**, R29 (1992).
 - [10] M. Xiao, Y. Li, S. Jin, and J. Gea-Banacloche, *Phys. Rev. Lett.* **74**, 666 (1995).
 - [11] O. Schmidt, R. Wynands, Z. Hussein, and D. Meschede, *Phys. Rev. A* **53**, R27 (1996).
 - [12] M. Scully and M. Fleischhauer, *Phys. Rev. Lett.* **69**, 1360 (1992).
 - [13] M. Fleischhauer and M.O. Scully, *Phys. Rev. A* **49**, 1973 (1994).
 - [14] S. Brandt, A. Nagel, R. Wynands, and D. Meschede, *Phys. Rev. A* **56**, R1063 (1997).
 - [15] M. D. Lukin, M. Fleischhauer, A. S. Zibrov, H. G. Robinson, V. L. Velichansky, L. Hollberg, and M. O. Scully, *Phys. Rev. Lett.* **79**, 2959 (1997).
 - [16] D. Budker, V. Yashchuk, and M. Zolotarev, *Phys. Rev. Lett.* **81**,

5788 (1998).

- [17] A. Nagel, L.Graf, A.Naumov, E.Mariotti, V.Biancalana, D.Meschede, and R.Wynands, *Europhys. Lett.* **44**, 31 (1996).
- [18] See, for example, M. Sargent III, M. O. Scully, and W. E. Lamb, Jr., *Laser Physics* (Addison-Wesley, Reading, MA, 1974).
- [19] W.R. Bennett, *Phys. Rev.* **126**, 580 (1962).
- [20] A. Szoke, A. Javan, *Phys. Rev. Lett.* **10**, 521 (1963).
- [21] R.A. McFarlane, W.R. Bennett, W.E. Lamb, *Appl. Phys. Lett.* **2**, 189 (1963).
- [22] M.S. Field and A. Javan, *Phys. Rev.* **177**, 540 (1969).
- [23] T. Popova, A. Popov, and S. Ravtjan, and R. Sokolovskii, *Zh. Eksp. Teor. Fiz.* **57**, 850 (1969) [*Sov. Phys. JETP Lett.* **30**, 466 (1970)].
- [24] T. W. Hänsch and P. E. Toschek, *Z. Phys.* **236**, 213 (1970).
- [25] B.J. Feldman and M.S. Field, *Phys. Rev. A* **5**, 899 (1972).
- [26] J. Gea-Banacloche, Y. Li, S. Jin, and M. Xiao *Phys. Rev. A* **51**, 576 (1995).
- [27] A. Karawajczyk and J. Zakrzewski, *Phys. Rev. A* **51**, 830 (1995).
- [28] G. Vemuri and G.S. Agarwal, *Phys. Rev. A* **53**, 3201 (1996).
- [29] D. Wang and J. Gao, *Phys. Rev. A* **52**, 3201 (1995).

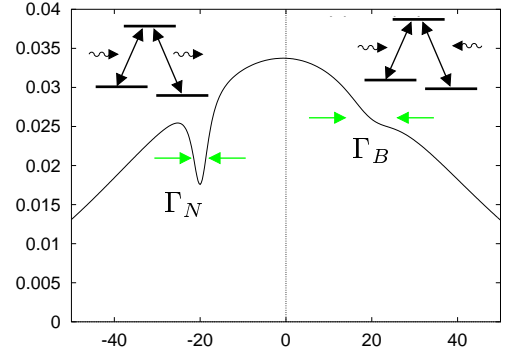


FIG. 1. Laser induced line narrowing predicted by Feld and Javan [22] (Units are arbitrary). The narrow line appears when the driving laser and the probe laser propagate in the same direction (Γ_N). Somewhat broader line appears when they propagate in the opposite directions (Γ_B).

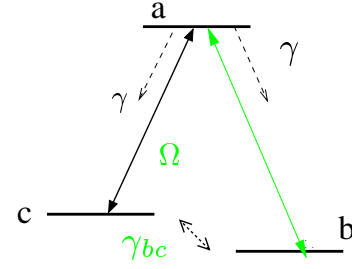


FIG. 2. Three-level model scheme. The upper level a decays to b and c with decay rate γ . The relaxation rate between levels b and c is denoted as γ_{bc} which is assumed to be small compared with γ .

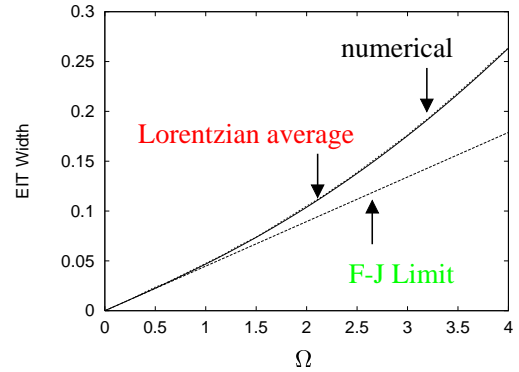


FIG. 3. EIT linewidth (in unit of γ) as a function of Ω (also in unit of γ) with Doppler width $2W_D = 100\gamma$, and $\gamma_{bc} = 10^{-3}\gamma$. The of Eq. (7) by averaging over the Lorentzian distribution function is almost indistinguishable to the numerical result made by Gaussian integration. F-J limit denotes the value of $\Omega\sqrt{2\gamma_{bc}/\gamma}$.