

The heats of formation of the haloacetylenes XCCY [X, Y = H, F, Cl]: basis set limit ab initio results and thermochemical analysis

Srinivasan Parthiban and Jan M.L. Martin

Department of Organic Chemistry, Kimmelman Building, Room 262, Weizmann Institute of Science, IL-76100 Rehovot, Israel. E-mail: comartin@wicc.weizmann.ac.il

Joel F. Liebman

Department of Chemistry and Biochemistry, University of Maryland, Baltimore County, Baltimore, MD 21250, USA

(*Molecular Physics* MP 1.05/319 (Davidson Festschrift); submitted April 22, 2001; Accepted July 16, 2001)

Abstract

The heats of formation of haloacetylenes are evaluated using the recent W1 and W2 ab initio computational thermochemistry methods. These calculations involve CCSD and CCSD(T) coupled cluster methods, basis sets of up to spd fgh quality, extrapolations to the one-particle basis set limit, and contributions of inner-shell correlation, scalar relativistic effects, and (where relevant) first-order spin-orbit coupling. The heats of formation determined using W2 theory are: $\Delta H_f^{298}(\text{HCCH}) = 54.48$ kcal/mol, $\Delta H_f^{298}(\text{HCCF}) = 25.15$ kcal/mol, $\Delta H_f^{298}(\text{FCCF}) = 1.38$ kcal/mol, $\Delta H_f^{298}(\text{HCCCl}) = 54.83$ kcal/mol, $\Delta H_f^{298}(\text{ClCCCl}) = 56.21$ kcal/mol, and $\Delta H_f^{298}(\text{FCCCl}) = 28.47$ kcal/mol. Enthalpies of hydrogenation and destabilization energies relative to acetylene were obtained at the W1 level of theory. So doing we find the following destabilization order for acetylenes: $\text{FCCF} > \text{ClCCF} > \text{HCCF} > \text{ClCCCl} > \text{HCCCl} > \text{HCCH}$. By a combination of W1 theory and isodesmic reactions,

we show that the generally accepted heat of formation of 1,2-dichloroethane should be revised to -31.8 ± 0.6 kcal/mol, in excellent agreement with a very recent critically evaluated review. The performance of compound thermochemistry schemes such as G2, G3, G3X and CBS-QB3 theories has been analyzed.

I. INTRODUCTION

There is continuing interest in the thermochemistry of halogenated species [1], as there is in the reaction chemistry of halogenated acetylenes [2]. However, there remains no direct determination of the heat of formation of any haloacetylene — these species are simply too unstable and/or reactive to allow for such measurements [3]. Analysis of mixed phase equilibration measurements [4] result in a suggested value of 5.0 ± 5.0 kcal/mol for difluoroacetylene, while the same source gives estimated values of 47.9 ± 10.0 kcal/mol for dichloroacetylene, and 30.0 ± 15.1 and 51.1 ± 10.0 kcal/mol for HCCF and HCCCl, respectively. The error bars are large; the estimation methods assume constancy and additivity approximations that are inadequately affirmed for the energetics of halogenated species [1]. In such circumstances, the only means of acquiring the needed data is through computations.

A number of theoretical studies on thermochemical properties of halocarbons have been carried out (see Ref. [5,6] and references therein) in the past, because of their adverse effects on the ozone layer and high global warming potentials. While there have been numerous studies on saturated halocarbons, there is a paucity of thermochemical data for haloacetylenes and the available data are inconsistent. For example, Colegrove and Thompson [7] evaluated the heats of formation of several chlorinated hydrocarbons in which they reported the ΔH_f^{298} of HCCH as 56.47 and 56.24 kcal/mol at the G1 and G2 theories respectively, while Rodriguez *et al.* [8] found the enthalpies of formation at 298 K for HCCH and HCCCl at the MP4STDQ/6-311G(2df,p) level as 51.7 and 51.4 kcal/mol respectively. At MP4STDQ/6-311++G(3df,3pd) level, they found the ΔH_f^{298} of HCCH as 55.7 kcal/mol. Wiberg and Rablen [9] reported the heat of formation at 0 K of HCCH as 56.0 kcal/mol at G2 level of theory. It is worth mentioning that Schaefer and co-workers [10] investigated the fluorovinylidene-fluoroacetylene isomerization reaction on the C_2HF singlet ground-state potential energy surface at the CCSD(T)/TZ2P level of theory. In the study of vinyl chloride and bromide, Radom and co-workers [11] reported the structure of chloroacetylene at the CISD(Q) and MP4 level of theory using the 6-31G(d) basis set. Very recently, Breidung and

Thiel [12] studied the equilibrium structure and spectroscopic constants of difluorovinylidene (F_2CC) at the CCSD(T)/aug-cc-pVQZ level of theory including core correlation effects. In this study, they have also reported the thermodynamic stability of F_2CC (less stable by 29 kcal/mol) relative to FCCF as well as the barrier height (38 kcal/mol) for the isomerization from F_2CC to FCCF. Earlier, experimental evidence for the existence of F_2CC was shown by Breidung *et al.* [13] in the matrix isolation study, in which F_2CC was generated by 193-nm laser photolysis of FCCF.

Recently, one of us proposed two new computational thermochemistry protocols known as W1 and W2 (Weizmann-1 and -2) theory, [14,15] which permits the computation of total atomization energies of small molecules in the kJ/mol accuracy range. For the total atomization energies of its "training set" of molecules, the more economical W1 theory achieved a mean absolute error of 0.37 kcal/mol, which goes down to 0.22 kcal/mol for the more rigorous W2 theory, for which imperfections in the CCSD(T) electron correlation method [16] are the main accuracy-limiting factor. In a subsequent validation study [17], we have shown that W1 and W2 theories yield thermochemical data in the kJ/mol accuracy range for most of the G2/97 data set that are well described by a single reference configuration. The XCCY [X=H, F, Cl] compounds are well within the applicability range of W2 theory even with moderately powerful computing equipment.

In the present study, we will carry out W2 calculations for all species concerned. W1 results will however also be presented, in order to establish convergence of our calculated results in terms of the level of theory. In addition, W1 results are used to calculate the enthalpy of hydrogenation to form substituted alkanes. Finally, we will evaluate the performance of some popular computational thermochemistry protocols compared to the present benchmark results.

II. METHODS

Most ab initio calculations (specifically, the CCSD [18] and CCSD(T) coupled cluster calculations involved in W_n theory) were carried out using MOLPRO 98.1 [19] running

on SGI Origin 2000 and Compaq ES40 minisupercomputers at the Weizmann Institute of Science. (For the open-shell calculations on the constituent atoms, the definition of the open-shell CCSD and CCSD(T) energies in Ref. [20], as implemented [21], was employed.)

Some frequency calculations using the B3LYP (Becke 3-parameter-Lee-Yang-Parr) density functional method [22,23] involved in the determination of the zero-point vibrational energies were carried out using Gaussian 98 [24] running on these same machines. Finally, for comparison purposes, some calculations using the G2 [25] and G3 [26] theories of Pople and coworkers, as well as using the CBS-QB3 method of Petersson and coworkers [27], were carried out using the implementations of these methods in Gaussian 98.

The rationale and justification of the W1 and W2 methods are discussed at length elsewhere [14,15]. In the interest of making this paper self-contained, we briefly summarize the computational protocols here:

- the geometry is optimized at the appropriate level of theory, which for W1 is B3LYP/cc-pVTZ+1 and for W2 is CCSD(T)/cc-pVQZ+1, in which cc-pVTZ and cc-pVQZ are the Dunning correlation consistent [28] polarized valence triple and quadruple zeta basis sets [29], respectively, and the suffix "+1" refers to the addition of a high-exponent d function on all second-row atoms to cover inner polarization effects [30]. Only valence electrons are correlated in the CCSD(T) calculation;
- a CCSD calculation with only valence electrons correlated is carried out for a "big" basis set (see below) containing basis functions of at most angular momentum L_{\max} ;
- CCSD(T) calculations with only valence electrons correlated are carried out for a "small" (at most $L_{\max} - 2$) and a "medium" (at most $L_{\max} - 1$) basis set (see below);
- the SCF component of the atomization energy is extrapolated geometrically [31] ($E[L] = E_{\infty} + A/L^5$) to the "medium", and "large" basis set results;
- the CCSD valence correlation component is extrapolated using the Schwartz-type ex-

pression [32,33] $A + B/L^\alpha$ to the "medium" and "large" basis set results. $\alpha=3.0$ for W2 theory, 3.22 for W1 theory;

- the (T) valence correlation component is extrapolated using the same expression, but applied to the "small" and "medium" results only;
- the inner-shell correlation contribution is calculated as the difference between valence-only and all-electrons-correlated CCSD(T)/MTsmall binding energies, where MTsmall stands for the Martin-Taylor 'small' core correlation basis set [34,35] defined in Ref. [14];
- the scalar relativistic contribution is obtained as the expectation values of the one-electron Darwin and mass-velocity operators [36,37] from an ACPF (averaged coupled pair functional [38]) calculation with the MTsmall basis set. All electrons are correlated in this step;
- except for systems in degenerate states (for which an explicit spin-orbit calculation is required), the spin-orbit contribution is normally derived from the atomic fine structures of the constituent atoms.

In standard W2 theory, the basis sets employed are Dunning's cc-pVLZ on H, aug-cc-pVLZ [39] on B-F, and aug-cc-pVLZ+2d1f on Al-Cl, where the "+2d1f" suffix indicates the addition of two high-exponent d and one high-exponent f function, the exponents being obtained as geometric series $2.5^n\alpha$, where α is the highest exponent of that angular momentum present in the underlying cc-pVLZ basis set. For the "small", "medium", and "large" basis sets, $L=T$, Q , and 5 , respectively. In standard W1 theory, the basis sets employed are as described above except for $L=D$, T , and Q , respectively, for "small", "medium", and "large". (For Al-Cl, the "small" basis set is aug-cc-pVDZ+2d.)

Our best calculations in the present work were carried out using a minor variation on the W2 protocol of Martin and de Oliveira, which we shall denote W2h (h standing for hetero-atom) in this paper. It differs from standard W2 theory in that the aug-cc-pVLZ

basis sets are only used for group V, VI, and VII elements, while the regular cc-pVLZ basis set is used for group III and IV elements.

Zero-point energies were obtained from B3LYP/cc-pVTZ+1 harmonic frequencies scaled by 0.985 in both the W1 and W2 cases, and thermodynamic functions computed using the RRHO (rigid rotor-harmonic oscillator) method from the B3LYP/cc-pVTZ+1 rotational constants and harmonic frequencies. In the cases of HCCF, HCCCl, and C₂H₂, anharmonic zero-point energies are available from the literature for comparison.

III. RESULTS AND DISCUSSION

Optimized geometries at the B3LYP/cc-pVTZ+1 and CCSD(T)/cc-pVQZ+1 levels of theory are given in Table I. Computed total atomization energies and heats of formation for the various species discussed here are given in Table II, together with the constituent components (SCF, CCSD valence correlation, connected triple excitations, inner-shell correlation, scalar relativistic effects, spin-orbit coupling). Finally, the reaction energies (and constituent components) for a number of isodesmic and isogyric reactions discussed below can be found in Table III.

Comparing the W1 and W2h TAE_e (total atomization energy at the bottom of the well) suggests that the two treatments are in good agreement with each other, except for C₂F₂ where the more rigorous W2h method suggests a TAE_e value about 0.97 kcal/mol lower than W1. Analysis of the individual contributions reveals that the difference is evenly split between SCF and CCSD valence correlation; we also note that HCCF, CH₃F and FCCCl all reveal about half the W1–W2h difference of C₂F₂.

The W2 and W2h protocols normally call for anharmonic zero-point vibrational energies (ZPVE values), e.g. from CCSD(T)/cc-pVTZ (or better) quartic force field calculations. Accurate ab initio anharmonic force fields are available for acetylene [40] and HCCF [41] from the work of Martin and coworkers, and for C₂F₂ and C₂Cl₂ from the work of Thiel and coworkers [42,43]. From comparing the W1 and W2h entries for the ZPVE in Table II, we see that the scaled harmonic B3LYP/cc-pVTZ+1 ZPVEs differ by up to 0.24 kcal/mol

(C₂H₂) from the more rigorous values. Since this is comparable to the expected accuracy of W2 and W2h theory themselves, it is worthwhile to substitute the anharmonic values when at all available. For FCCl, an anharmonic force field calculation was published [44], but the anharmonicity constants or force field were not explicitly reported in that paper: hence no zero point energy could be derived. We have adopted the assumption that the small difference between the scaled B3LYP and the rigorous values could be interpolated between C₂F₂ and C₂Cl₂; a similar approximation was adopted for HCCl (interpolation between C₂H₂ and C₂Cl₂).

Let us first consider some of the species involved in the isodesmic reactions. Computed and WebBook [45] heats of formation for CH₄ are, not surprisingly, in perfect agreement. Our W2h value for C₂H₂ agrees to within overlapping uncertainties with the WebBook value. For CH₃F, the WebBook lists two heats of formation: -56.0 kcal/mol from the JANAF tables [4] and -59.0 kcal/mol from Lias et al. [46]. Our calculations clearly favor the former value. Likewise, two experimental values are available for CH₃Cl: -19.59±0.16 kcal/mol from Fletcher and Pilcher [47] and -20.53±0.14 kcal/mol from Lacher et al [48]. Our calculations agree well with the latter value.

Only rather crude estimates are available for the haloacetylenes themselves (see Table II): our calculations agree with them to within the former’s stated error bars, but given the magnitude thereof this is a rather hollow victory.

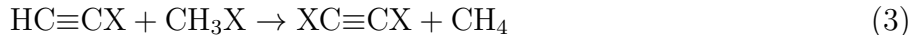
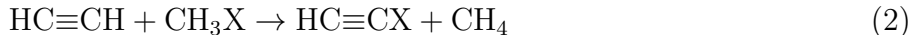
Let us consider a particularly simple estimation method and associated constancy and additivity, namely the assumption of thermoneutrality for the reaction



For X=CH₃ (using values from Ref. [49] for the parent acetylene, 2-butyne, and propyne of 54.5±0.2, 34.8±0.3, and 44.2±0.2 kcal/mol, respectively), this reaction is slightly exothermic (by 0.9±0.5 kcal/mol). This is comfortably close to thermoneutrality, to the extent that it suggests, as one would expect for hydrocarbons, constant triply bonded Benson group increments, C_t-(C) and C_t-(H). By contrast, for X=F, we find the reaction to be exothermic by 5.42 kcal/mol at the W2h level(see Table III), compared to only 1.03 kcal/mol for X=Cl.

It is noteworthy that in both cases, the SCF component accounts for essentially all of the effect, suggesting that a simple explanation must exist in the structure of the zero-order wave function. We also note that the exchange reaction $\text{C}_2\text{F}_2 + \text{C}_2\text{Cl}_2 \rightarrow 2 \text{FCCl}$ is mildly exothermic, by 0.64 kcal/mol, consisting chiefly of an SCF component which is exothermic by 1.22 kcal/mol and a valence correlation component which is *endothermic* by 0.52 kcal/mol.

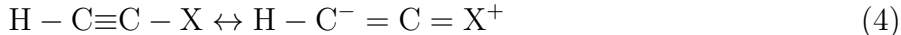
Furthermore we note that the reactions



are fairly mildly endothermic for $\text{X}=\text{Cl}$ (2.43 and 3.46 kcal/mol, respectively, at 298 K), but pronouncedly endothermic for $\text{X}=\text{F}$ (9.32 and 14.74 kcal/mol, respectively). For comparison, W1 results are also presented in Table III; these are in excellent agreement with W2h values.

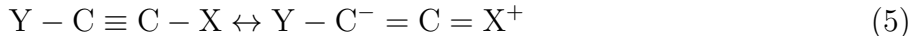
Considering the bond distances in Table I, we see that the $\text{C}\equiv\text{C}$ bond distance in the chloroacetylenes changes only marginally from the acetylene value; in contrast, the $\text{C}\equiv\text{C}$ bond in HCCF is compressed by 0.0060 Å at the CCSD(T)/cc-pVQZ+1 level. The compression from HCCF to FCCF is still more pronounced, namely 0.0103 Å at the same level of theory. (A parallel trend can be noted in the harmonic frequency for the CC stretch, which mounts from 2013 cm^{-1} in acetylene [40] over 2279 cm^{-1} in HCCF to 2527 cm^{-1} in C_2F_2 .) The reason for this probably lies in the changing importance of ionic contributions of the type $\text{Y}-\text{C}\equiv\text{C}^- \text{X}^+$: while for acetylene these play a nonnegligible role (after all, acetylene is a very weak acid in aqueous solution), such valence bond structures are quite unfavorable for mono- and particularly for difluoroacetylene.

In all haloacetylenes considered here, the C-X bond distances are appreciably shorter than in CH_3X . This is consistent with the existence of resonance effects of the type



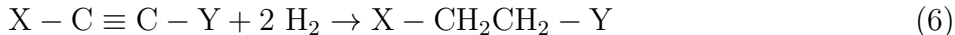
as are the Wiberg bond orders [50] (derived from a natural population analysis [51] on the B3LYP/cc-pVTZ+1 wave function) in Table IV. (The significant vicinal Wiberg bond

orders $\text{BO}(\text{XC}')$ found there are perhaps a clearer indication for this type of resonance than the increased X-C bond orders relative to CH_3X .) Such resonance would stabilize the haloacetylenes: on the other hand, they would be a great deal less favorable in HCCF than in HCCCl , and definitely less in FCCF than in ClCCCl . In addition, it would appear to be less efficient in dihalides than in monohalides:



The Wiberg bond orders in Table IV do appear to reflect these trends.

A useful probe of substituent effects on acetylene stability is the enthalpy of the hydrogenation to form the related substituted alkane [52]:



Before discussing the fluorinated and chlorinated species of direct interest in this text, we start with simpler, better known substituents. For the parent acetylene [53] with $\text{X} = \text{Y} = \text{H}$, the gas phase (355K) hydrogenation enthalpy was shown to be -75.1 ± 0.7 kcal/mol by Conn, Kistiakowsky and Smith in excellent agreement with the presently computed (W1) value of -75.5 kcal/mol. By contrast, in hydrocarbon solution (and thus mimicking the gas phase) Rogers, Dagdagan and Allinger [54] showed that mono-*n* alkylacetylenes typically have a hydrogenation enthalpy of ca. -69 and di-*n*-alkylacetylenes have a value of ca. -64 kcal/mol. Ignoring temperature and solvent effects, this 5 kcal/mol stabilization per alkyl group is consonant with general perceptions regarding both hyperconjugative and hybridization effects of alkylation. Phenylation is expected to result in a larger, mostly conjugatively derived, stabilization. Under the same conditions as these alkylated acetylenes, Davis, Allinger and Rogers [55] showed that phenylacetylene and *n*-alkylphenylacetylenes have an enthalpy of hydrogenation of ca. -62 and -59.6 ± 0.5 kcal/mol, respectively, documenting the greater stabilizing effect of phenyl groups over alkyl.

Not surprisingly, there are no direct measurements of the enthalpy of hydrogenation of any of the haloacetylenes. In order to obtain such quantity, accurate enthalpy of formation of haloethanes is required. But reliable experimental thermochemical data for the haloethanes

is scarce and typically is derived from one or two sources. Therefore, we have calculated the enthalpies of formation of ethane and the haloethanes at the W1 level of theory: the results are presented in Table V. Since the core correlation contributions for 1,2-dichloroethane and 1-fluoro-2-chloroethane are computationally very expensive to calculate, we have estimated those values using the MSFT bond equivalent model proposed by Martin *et al.* [56]. Table VI shows the W1 reaction energies for the hydrogenation reactions together with the constituent components.

We first note that the the W1 calculated ΔH_f^{298} of C_2H_6 value (-21.18 kcal/mol) differs by about 1.1 kcal from the experimental value [57] of -20.08 ± 0.10 kcal/mol. (Note that the discrepancy is reduced to -0.7 kcal/mol at the W2 level, with some of the remaining error probably due to lack of account for internal rotation in the zero-point and thermal corrections.) From Table VI, it also be seen that the acetylene hydrogenation energy calculated at the W1 level (-75.54 kcal/mol) is in excellent agreement with the experimental value of -75.51 ± 0.7 kcal/mol [53].

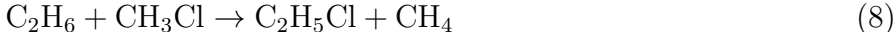
In the literature, directly or even indirectly measured enthalpy of formation of C_2H_5F are lacking. But we find few theoretical values based on empirical schemes, -65.06 kcal/mol from Smith [58] and -66.30 ± 1.00 kcal/mol from Luo and Benson [59]. In addition, there are enthalpy of combustion measurements of some long-chain n-alkyl fluorides by Rüchardt, et al. [60]. In particular, for the fluorinated nonane, dodecane and tetradecane, enthalpies of formation of -101.2 ± 0.6 , -116.9 ± 0.2 and -127.4 ± 0.2 kcal/mol were reported. These correspond to a methylene increment of ca. 5.3 kcal/mol, quite close to the 4.93 kcal/mol generally recommended [61]. Extrapolating to the two carbon ethyl fluoride results in an estimated enthalpy of formation of about -65 kcal/mol. In this study, we have calculated the ΔH_f^{298} of C_2H_5F as -66.41 kcal/mol at the W1 level of theory, favoring the empirical value obtained by Luo and Benson. Combining the W1 value with our suggested heat of formation of 24.76 kcal/mol for HCCF, we deduce an enthalpy of hydrogenation of -91.12 kcal/mol, and so a calculated destabilization of 15.58 kcal/mol is found.

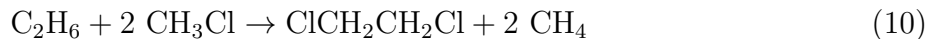
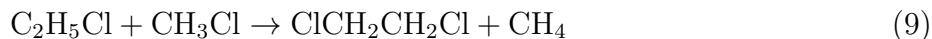
Concerning C_2H_5Cl , we find two experimental values for the enthalpy of formation of

$\text{C}_2\text{H}_5\text{Cl}$, -26.84 ± 0.18 kcal/mol from Fletcher and Pilcher and -25.72 ± 0.14 kcal/mol from Lacher et al [48]. In the recent W1/W2 validation study [17] we reported the $\Delta H_f^{298}[\text{C}_2\text{H}_5\text{Cl}] = -27.75$ kcal/mol at the W1 level of theory. The discrepancy with Fletcher and Pilcher is nearly identical to the W1 error for the parent ethane molecule: hence our calculations would appear to favor this value. Combining the reported W1 value of $\Delta H_f^{298}[\text{C}_2\text{H}_5\text{Cl}]$ with the presently calculated W1 enthalpy of formation of HCCCl (54.90 kcal/mol), we derive a hydrogenation enthalpy of -82.61 kcal/mol. In other words, HCCCl is destabilized by ca. 7.07 kcal/mol relative to acetylene.

To our knowledge, no experimental enthalpies of formation have been reported for 1,2-difluoroethane and 1-fluoro-2-chloroethane. We have calculated the W1 enthalpy of formation of trans-1,2-difluoroethane and trans-1-fluoro-2-chloroethane needed for evaluating the destabilization of FCCF and FCCCl , respectively. Combining the values of ΔH_f^{298} of $\text{FCH}_2\text{--CH}_2\text{Cl}$ (-71.06 kcal/mol) and $\text{FC}\equiv\text{CCl}$ (28.12 kcal/mol) yields hydrogenation and destabilization energies of -99.14 and 23.60 kcal/mol, respectively. For FCCF , we deduce an enthalpy of hydrogenation of -108.26 kcal/mol, and a calculated destabilization of 32.72 kcal/mol from the W1 $\Delta H_{f,298}^\circ$ of $\text{FCH}_2\text{--CH}_2\text{F}$ (-107.83 kcal/mol) and $\text{FC}\equiv\text{CF}$ (0.48 kcal/mol).

Combining the W1 calculated $\Delta H_{f,298}^\circ[\text{ClCH}_2\text{CH}_2\text{Cl}] = -33.19$ kcal/mol with the W1 $\Delta H_{f,298}^\circ[\text{ClC}\equiv\text{CCl}] = +56.46$ kcal/mol, we deduce an enthalpy of hydrogenation of -89.60 kcal/mol, and hence a destabilization of 14.06 kcal/mol. Our calculated heat of formation for 1,2-dichloroethane differs by about 3 kcal/mol from the experimental value of -29.97 ± 0.24 kcal/mol reported by Lacher, Amador and Park [62]. This discrepancy is an order of magnitude larger than the average error of W1 theory for atomization energies [14,17], and the molecule does not exhibit strong nondynamical correlation effect that could cause failure of the underlying CCSD(T) electron correlation method. In order to rule out an exceptionally large W1 error, let us consider enthalpy changes for the following isodesmic reactions:





For reaction (7), the two experimental heats of formation of ethyl chloride, -26.84 and -25.72 kcal/mol, would lead to $\Delta H_r = -3.63$ and -1.39 kcal/mol, respectively. At the W1 level, we find $\Delta H_r = -1.13$ kcal/mol, a number that should be basically exact for a simple isodesmic reaction of the eq. (7) type. Hence the first combination of experimental values can be rejected out of hand. The second one would imply that W1 theory be 2 kcal/mol off for ethyl chloride.

The $\Delta H_r = -3.42$ kcal/mol for eq. (9) should likewise be basically exact. The two experimental value combinations would lead to $\Delta H_r = -1.43$ and -2.55 kcal/mol, respectively: again the former value combination can be rejected outright, while the discrepancy of the latter with our W1 calculations for a reaction as simple as eq. (9) is somewhat hard to accept. For eq. (8), the experimentally derived $\Delta H_r = -5.06$ and -3.94 kcal/mol, respectively, bracket the W1 value, -4.55 kcal/mol, and hence do not allow us to make a decision. Combining eqs. (8,9) into eq.(10), however, we can eliminate the ethyl chloride value: again considering that we are dealing with a simple isodesmic reaction, the experimentally derived $\Delta H_r = -6.49$ kcal/mol is rather hard to reconcile with the W1 value of -7.97 kcal/mol. If we combine the W1 isodesmic reaction energy with the experimental data (and accompanying error bars) ethane, methane, and methyl chloride, we obtain a revised $\Delta H_{f,298}^\circ = -31.45 \pm 0.33$ kcal/mol (the errors being treated as standard deviations, not upper limits).

Alternatively, if we consider the W1 error for ethane to be transferable to substituted ethanes, then we find $\Delta H_f^\circ[\text{C}_2\text{H}_5\text{Cl}] = -26.65$ kcal/mol, within the error bar of the Fletcher and Pilcher value. Analogously, we obtain $\Delta H_f^\circ[\text{ClCH}_2\text{CH}_2\text{Cl}] = -32.09$ kcal/mol. Taking the average of both approaches, and conservatively setting the error bar to twice the difference between the values, we obtain a best estimate $\Delta H_f^\circ[\text{ClCH}_2\text{CH}_2\text{Cl}] = -31.8 \pm 0.6$ kcal/mol.

After the present paper was submitted for publication, we received a preprint [63] of a critically evaluated review of experimental thermochemical data for small chlorocarbons and chlorohydrocarbons. In said review, $\Delta H_f^\circ[\text{ClCH}_2\text{CH}_2\text{Cl}] = -133.0 \pm 3.0$ kJ/mol, or

-31.8±0.7 kcal/mol, is proposed, in excellent agreement with our best theoretical predictions.

Summarizing the destabilization energies of substituted haloacetylenes (FCCF=32.72, ClCCF=23.60, HCCF=15.58, ClCCCl=14.06 and HCCCl=7.07 kcal/mol), we can clearly see that the destabilization decreases in the order FCCF > ClCCF > HCCF > ClCCCl > HCCCl, in which fluorine and chlorine atoms contribute about 16 and 7 kcal/mol, respectively.

Finally, it is worthwhile to consider the component breakdown of the reaction energies (Table VI) which shows that the hydrogenation enthalpies to be almost entirely governed by SCF contribution. Core correlation contribution is noticeable for fluorine containing systems while the contribution from scalar relativistic effect is less than 0.1 kcal/mol in all cases. The first-order spin-orbit contribution trivially cancels for the reaction energies.

An evaluation of the performance of some common lower-cost thermochemistry methods (such as G2, G3, and CBS-QB3) would appear to be relevant here. The discrepancies in TAE_0 with the benchmark W2h results are summarized in Table VII. Deviations for W1 theory are quite moderate, with C_2F_2 being the only outlier (+0.75 kcal/mol): with this one exception, individual errors stay well below 0.5 kcal/mol, and the mean absolute deviation (MAD) is 0.27 kcal/mol, slightly higher than the average accuracy of W2/W2h theory itself over its training set. The next best performer is G3 theory (MAD=0.51 kcal/mol), which however has a pretty large error of -1.68 kcal/mol for CH_3Cl . While we have seen in the past that CBS-QB3 performs remarkably well on some molecules that are highly problematic for G3 theory (like SiF_4 [64] and SO_3 [65]), its MAD for the present systems is 0.75 kcal/mol, substantially higher than G3 theory. Four systems (as opposed to a single one for G3 theory) have errors exceeding 1 kcal/mol. Finally, the present results do show that G3 theory represents a considerable improvement over G2 theory (MAD=0.90 kcal/mol). Interestingly, the more recent G3X method [66] in fact performs more poorly than G3 theory for the problem under study (MAD =0.68 kcal/mol, worst-case 1.36 kcal/mol for C_2F_2).

IV. CONCLUSIONS

Benchmark ab initio calculations have been carried out on the experimentally poorly known heats of formation of the fluoroacetylenes XCCY ($\text{X,Y}=\text{H,F,Cl}$). Our best calculated values, obtained using a minor variant of the recently proposed Weizmann-2 (W2) method, are, at 0 (298) K: HCCH 54.66 (54.48) kcal/mol; HCCF 25.07 (25.15) kcal/mol; FCCF 0.79(1.38) kcal/mol; HCCCl 54.69(54.83) kcal/mol; C_2Cl_2 55.49(56.21) kcal/mol; and FCCCl 27.85(28.47) kcal/mol. To these values we conservatively affix error bars of 0.50 kcal/mol, i.e. slightly more than twice the mean absolute error of W2 theory for a "training set" of experimentally very precisely known heats of formation. Analysis of the results using isodesmic reactions reveals that some of the assumptions on which the experimentally derived estimates are based in fact do not hold particularly well in this case. Calculated hydrogenation energies of substituted haloacetylenes suggest that fluorine and chlorine atom substitutions destabilize the acetylene by nearly 16 and 7 kcal/mol apiece, respectively. By a combination of W1 theory and isodesmic reactions, we show that the established heat of formation of 1,2-dichloroethane should be revised to -31.8 ± 0.6 kcal/mol, in excellent agreement with a very recent critically evaluated review. Comparing our best heat of formation values with those obtained using various computationally less expensive schemes, we find that agreement is best for W1 theory, followed by G3 theory; the G3X and CBS-QB3 method appears to perform more poorly for this particular problem.

ACKNOWLEDGMENTS

SP acknowledges a Clore Postdoctoral Fellowship. JM is the incumbent of the Helen and Milton A. Kimmelman Career Development Chair. Research at the Weizmann Institute was supported by the Minerva Foundation, Munich, Germany. JFL wishes to thank the Dow Chemical Company (Midland, Michigan, USA) for partial support of his thermochemical studies. This paper is in honor of Professor Ernest R. Davidson on the occasion of his 65th birthday.

REFERENCES

- [1] See, for example, (a) B. E. Smart, in “Fluorine-containing molecules: structure, reactivity, synthesis, and applications” (ed. J. F. Liebman, , A. Greenberg, and W. R. Dolbier Jr.,), VCH, New York, 1988; (b) S. W. Slayden, J. F. Liebman, and W. G. Mallard, in “The chemistry of functional groups, Supplement D2: The chemistry of organic halides, pseudohalides, and azides” (ed. S. Patai and Z. Rappoport,), Wiley, Chichester (UK), 1995
- [2] See, for example, the use of difluoroacetylene as a precursor for (a) its isomer, difluorovinylidene: (C. Kütting and W. Sander, *J. Am. Chem. Soc.* **121**, 8891 (1999)); and (b) along with dichloroacetylene and the mixed chlorofluoroacetylene, for their respective polymers: G. L. Gould, V. Eswara, R. M. Trifu, D. G. Castner, *J. Am. Chem. Soc.* **121**, 3781 (1999)
- [3] This is perhaps an understatement. Ref. [2, b] cites numerous references mentioning explosive and pyrophoric behavior
- [4] M. W. Chase, Jr. (Ed.), NIST-JANAF Thermochemical Tables, 4th Edition, *J. Phys. Chem. Ref. Data* Monograph 8, 1998.
- [5] T. Yamada and J.W. Bozzelli, *J. Phys. Chem. A* **103**, 7373 (1999)
- [6] R.J. Berry, M. Schwartz, and P. Marshall, *Ab initio calculations for kinetic modeling of halocarbons*, in *Computational Thermochemistry: Prediction and Estimation of Molecular Thermodynamics*, Ed. K.K. Irikura and D.J. Frurip (American Chemical Society, Washington, DC, 1998).
- [7] B.T. Colegrove and T.B. Thompson, *J. Chem. Phys.* **106**, 1480 (1997)
- [8] C.F. Rodriguez, D.K. Bohme, and A.C. Hopkinson, *J. Org. Chem.* **58**, 3344 (1993)
- [9] K.B. Wiberg and P.R. Rablen, *J. Am. Chem. Soc.* **115**, 9234 (1993)

- [10] B.J. DeLeeuw, J.T. Fermann, Y. Xie, and H.F. Schaefer III, J. Am. Chem. Soc. **115**, 1039 (1993)
- [11] D. Coffey, Jr., B.J. Smith, and L. Radom, J. Chem. Phys. **98**, 3952 (1993)
- [12] J. Breidung and W. Thiel, J. Mol. Spectrosc. **205**, 28 (2001)
- [13] J. Breidung, H. Burger, C. Kottling, R. Kopitzky, W. Sander, M. Senzlober, W. Thiel, and H. Willner, Angew. Chem. Int. Ed. Engl. **36**, 1983 (1997)
- [14] J. M. L. Martin and G. de Oliveira, J. Chem. Phys. **111**, 1843 (1999)
- [15] J. M. L. Martin and S. Parthiban, in: *Quantum-mechanical prediction of thermochemical data* (ed. J. Cioslowski), *Understanding Chemical Reactivity*, vol. 22 (Kluwer Academic Publishers, Dordrecht, 2001)
- [16] K. Raghavachari, G. W. Trucks, J. A. Pople, and M. Head-Gordon, Chem. Phys. Lett. **157**, 479 (1989).
- [17] S. Parthiban and J. M. L. Martin, J. Chem. Phys. **114**, 6014 (2001)
- [18] G. D. Purvis III and R. J. Bartlett, J. Chem. Phys. **76**, 1910 (1982).
- [19] MOLPRO is a package of ab initio programs written by H.-J. Werner and P. J. Knowles, with contributions from J. Almlöf, R. D. Amos, A. Berning, D. L. Cooper, M. J. O. Deegan, A. J. Dobbyn, F. Eckert, S. T. Elbert, C. Hampel, R. Lindh, A. W. Lloyd, W. Meyer, A. Nicklass, K. Peterson, R. Pitzer, A. J. Stone, P. R. Taylor, M. E. Mura, P. Pulay, M. Schütz, H. Stoll, and T. Thorsteinsson.
- [20] J. D. Watts, J. Gauss, and R. J. Bartlett, J. Chem. Phys. **98**, 8718 (1993).
- [21] C. Hampel, K. A. Peterson, and H. J. Werner, Chem. Phys. Lett. **190**, 1 (1992).
- [22] A. D. Becke, J. Chem. Phys. **98**, 5648 (1993)
- [23] C. Lee, W. Yang, R. G. Parr, Phys. Rev. B **37**, 785 (1988)

- [24] M. J. Frisch, G. W. Trucks, H. B. Schlegel, G. E. Scuseria, M. A. Robb, J. R. Cheeseman, V. G. Zakrzewski, J. A. Montgomery, R. E. Stratmann, J. C. Burant, S. Dapprich, J. M. Millam, A. D. Daniels, K. N. Kudin, M. C. Strain, O. Farkas, J. Tomasi, V. Barone, M. Cossi, R. Cammi, B. Mennucci, C. Pomelli, C. Adamo, S. Clifford, J. Ochterski, G. A. Petersson, P. Y. Ayala, Q. Cui, K. Morokuma, D. K. Malick, A. D. Rabuck, K. Raghavachari, J. B. Foresman, J. Cioslowski, J. V. Ortiz, B. B. Stefanov, G. Liu, A. Liashenko, P. Piskorz, I. Komaromi, R. Gomperts, R. L. Martin, D. J. Fox, T. Keith, M. A. Al-Laham, C. Y. Peng, A. Nanayakkara, C. Gonzalez, M. Challacombe, P. M. W. Gill, B. G. Johnson, W. Chen, M. W. Wong, J. L. Andres, M. Head-Gordon, E. S. Replogle, and J. A. Pople, *Gaussian 98, Revision A.3* (Gaussian, Inc., Pittsburgh, PA, 1998).
- [25] L. A. Curtiss, K. Raghavachari, G. W. Trucks, and J. A. Pople, *J. Chem. Phys.* **94**, 7221 (1991)
- [26] L. A. Curtiss, K. Raghavachari, P. C. Redfern, V. Rassolov, and J. A. Pople, *J. Chem. Phys.* **109**, 7764 (1998)
- [27] J. A. Montgomery, Jr., M. J. Frisch, J. W. Ochterski, and G. A. Petersson, *J. Chem. Phys.* **110**, 2822 (1999)
- [28] T.H. Dunning Jr., K.A. Peterson, D.E. Woon, "Correlation consistent basis sets for molecular calculations", in *Encyclopedia of Computational Chemistry*, ed. P. von Ragué Schleyer, (Wiley & Sons, Chichester, 1998).
- [29] T. H. Dunning Jr., *J. Chem. Phys.* **90**, 1007 (1989).
- [30] J. M. L. Martin and O. Uzan, *Chem. Phys. Lett.* **282**, 16 (1998)
- [31] D. Feller, *J. Chem. Phys.* **96**, 6104 (1992)
- [32] C. Schwartz, in *Methods in Computational Physics 2*, B. J. Alder, Ed. (Academic Press, New York, 1963).

- [33] A. Halkier, T. Helgaker, P. Jørgensen, W. Klopper, H. Koch, J. Olsen, and A. K. Wilson, Chem. Phys. Lett. **286**, 243 (1998)
- [34] J. M. L. Martin and P. R. Taylor, Chem. Phys. Lett. **225**, 473 (1994).
- [35] J. M. L. Martin, Chem. Phys. Lett. **242**, 343 (1995).
- [36] R. D. Cowan and M. Griffin, J. Opt. Soc. Am. **66**, 1010 (1976)
- [37] R. L. Martin, J. Phys. Chem. **87**, 750 (1983)
- [38] R. J. Gdanitz and R. Ahlrichs, Chem. Phys. Lett. **143**, 413 (1988)
- [39] R. A. Kendall, T. H. Dunning Jr., and R. J. Harrison, J. Chem. Phys. **96**, 6796 (1992).
- [40] J. M. L. Martin, T. J. Lee, P. R. Taylor, J. Chem. Phys. **108**, 676 (1998)
- [41] B. J. Persson, P. R. Taylor, and J. M. L. Martin, J. Phys. Chem. A **102**, 2483 (1998)
- [42] J. Breidung, T. Hansen, and W. Thiel, J. Mol. Spectrosc. **179**, 73 (1996)
- [43] J. Breidung and W. Thiel, J. Mol. Spectrosc. **185**, 115 (1997)
- [44] J. Breidung, H. Bürger, M. Senzlober, W. Thiel, Ber. Bunsenges. Phys. Chem. **99**, 282 (1995)
- [45] H.Y. Afeefy, J.F. Liebman, S.E. Stein, "Neutral Thermochemical Data" in NIST Chemistry WebBook, NIST Standard Reference Database Number 69, Eds. W.G. Mallard and P.J. Linstrom, February 2000, National Institute of Standards and Technology, Gaithersburg MD, 20899; <http://webbook.nist.gov>.
- [46] S. G. Lias, Z. Karpas, and J. F. Liebman, J. Am. Chem. Soc. **107**, 6089 (1985)
- [47] R. A. Fletcher, and G. Pilcher, Trans. Faraday Soc. **67**, 3191 (1971)
- [48] (a) J. R. Lacher, E. Emery, E. Bohmfalk, and J. D. Park, J. Phys. Chem. **60**, 492 (1956); reanalyzed by (b) J. D. Cox, and G. Pilcher, *Thermochemistry of Organic and Organometallic Compounds*, Academic Press, New York, 1970, pp. 1–636.

- [49] J. B. Pedley, R. D. Naylor, S. P. Kirby, *Thermochemical data of organic compounds*, 2nd Ed. (Chapman & Hall, New York, 1986).
- [50] Wiberg, K. B. *Tetrahedron* **24**, 1083 (1968)
- [51] Reed, A. E.; Curtiss, L. A.; Weinhold, F. *Chem. Rev.* **88**, 899 (1988)
- [52] T.L. Flitcroft and H.A. Skinner, *Trans. Farad. Soc* **54**, 57 (1958)
- [53] J.B. Conn, G.B. Kistiakowsky, and E.A. Smith, *J. Am. Chem. Soc.* **61**, 1868 (1939).
There is a 355K - 298K correction of 0.5 kcal/mol given by Cox and Pilcher, [48](b).
- [54] D.W. Rogers, O.A. Dagdagan, and N.L. Allinger, *J. Am. Chem. Soc.* **101**, 671 (1979).
Our value is a consensus result from analysis of the series of such compounds contained therein.
- [55] H.E. Davis, N.L. Allinger, and D.W. Rogers, *J. Org. Chem.* **50**, 3601 (1985). Our value is a consensus result from analysis of the series of such compounds contained therein.
- [56] J.M.L. Martin, A. Sundermann, P.L. Fast, and D.G. Truhlar, *J. Chem. Phys.* **113**, 1348 (2000)
- [57] L. V. Gurvich, I. V. Veyts, and C. B. Alcock (Eds.), *"Thermodynamic properties of individual substances, Vol. 1*, (CRC Press, Boca Raton, FL, 1989).
- [58] D. W. Smith, *J. Phys. Chem. A* **102**, 7086 (1998)
- [59] Y-R. Luo and S.W. Benson, *J. Phys. Chem. A* **101**, 3042 (1997)
- [60] F. Schaffer, S.P. Verevkin, H.J. Rieger, H-D. Beckhaus, and C. Rüchardt, *Liebig Ann.* , 1338 (1997).
- [61] See ref. [48]b and S.W. Slayden and J.F. Liebman, in "The chemistry of functional groups, Supplement A3: The Chemistry of Doubly-Bonded Functional Groups (ed. S. Patai), Wiley, Chichester (UK), 1997.
- [62] J.R. Lacher, A. Amador, and J.D. Park, *Trans. Farad. Soc.* **63**, 1608 (1967).

- [63] J. L. Manion, personal communication.
- [64] J. M. L. Martin and P. R. Taylor, J. Phys. Chem. A **103**, 4427 (1999)
- [65] J. M. L. Martin, Chem. Phys. Lett. **310**, 271 (1999)
- [66] L. A. Curtiss, P. C. Redfern, K. Raghavachari, and J. A. Pople, J. Chem. Phys. **114**, 108 (2001)

TABLES

TABLE I. Reference geometries (\AA , degree) obtained in this work and used in the thermochemical calculations.

	B3LYP/cc-pVTZ+1 for W1 theory	CCSD(T)/cc-pVQZ+1 for W2h theory
	B3LYP/cc-pVTZ+1	CCSD(T)/cc-pVQZ+1
CH ₄	r(CH)=1.0885	r(CH)=1.0879
CH ₃ F	r(CF)=1.3865; r(CH)=1.0904; $\theta(\text{ClCH})=109.06$	r(CF)=1.3824; r(CH)=1.0888; $\theta(\text{ClCH})=108.91$
CH ₃ Cl	r(CCl)=1.7959; r(CH)=1.0849; $\theta(\text{ClCH})=108.34$	r(CCl)=1.7829; r(CH)=1.0851; $\theta(\text{ClCH})=108.42$
C ₂ H ₂	r(CH)=1.0619; r(CC)=1.1963	r(CH)=1.0634; r(CC)=1.2065
FCCCl	r(CCl)=1.6416; r(CC)=1.1917; r(CF)=1.2802	r(CCl)=1.6452; r(CC)=1.1975; r(CF)=1.2810
HCC ⁺	r(CH)=1.0940; r(CC)=1.1935	r(CH)=1.0926; r(CC)=1.2322
HCC ⁻	r(CH)=1.0682; r(CC)=1.2385	r(CH)=1.0707; r(CC)=1.2493
HCCF	r(CH)=1.0600; r(CC)=1.1919; r(CF)=1.2779	r(CH)=1.0611; r(CC)=1.1995; r(CF)=1.2791
C ₂ F ₂	r(CC)=1.1838; r(CF)=1.2857	r(CC)=1.1892; r(CF)=1.2859
HCCCl	r(CH)=1.0606; r(CC)=1.1980; r(CCl)=1.6371	r(CH)=1.0626; r(CC)=1.2063; r(CCl)=1.6412
C ₂ Cl ₂	r(CC)=1.1996; r(CCl)=1.6365	r(CC)=1.2055; r(CCl)=1.6408

TABLE II. W1 and W2h total atomization energies (kcal/mol) and constituent components thereof; computed and literature heats of formation. All values in kcal/mol.

	CH ₄	CH ₃ F	CH ₃ Cl	C ₂ H ₂	HCCF	C ₂ F ₂	HCCCl	C ₂ Cl ₂	FCCCl
W1 theory									
TAE[SCF,D]	325.61	313.01	297.75	290.68	264.94	234.15	256.91	221.87	228.80
TAE[SCF,T]	330.96	319.16	303.17	299.47	275.89	246.92	265.97	231.37	239.81
TAE[SCF,Q]	331.38	319.55	303.68	300.32	276.78	247.84	267.01	232.57	240.87
TAE[SCF, ∞]	331.52	319.67	303.83	300.59	277.06	248.13	267.33	232.95	241.20
Δ TAE[CCSD,D]	68.67	80.02	68.16	73.02	86.06	99.20	76.04	79.32	89.13
Δ TAE[CCSD,T]	79.93	90.90	79.57	86.99	99.70	112.50	89.43	92.00	102.06
Δ TAE[CCSD,Q]	83.02	94.82	83.54	91.54	104.93	118.42	94.47	97.52	107.76
Δ TAE[CCSD, ∞]	85.05	97.39	86.14	94.53	108.36	122.31	97.78	101.14	111.50
Δ TAE[(T),D]	1.86	3.36	3.63	5.85	7.65	9.38	8.15	10.56	9.93
Δ TAE[(T),T]	2.64	4.86	4.84	7.59	10.11	12.53	10.32	13.12	12.77
Δ TAE[(T), ∞]	2.93	5.41	5.29	8.24	11.02	13.70	11.13	14.07	13.82
Core corr.	1.21	1.12	1.19	2.40	2.60	2.82	2.61	2.83	2.82
Scalar relat.	-0.19	-0.37	-0.42	-0.27	-0.48	-0.70	-0.55	-0.84	-0.77
Spin-orbit	-0.08	-0.47	-0.93	-0.17	-0.55	-0.94	-1.01	-1.85	-1.40
TAE _e (W1)	420.42	422.75	395.10	405.32	398.00	385.32	377.29	348.30	367.18
ZPVE	27.56	24.16	23.25	16.68	12.62	8.31	11.86	6.90	7.66
TAE ₀	392.86	398.59	371.85	388.64	385.38	377.01	365.42	341.40	359.52
$\Delta H_f^\circ(0\text{ K})$	-16.34	-55.24	-18.38	54.59	24.68	-0.11	54.76	55.74	27.50
$\Delta(H_{298} - H_0)_f$	-1.91	-1.92	-1.89	-0.17	0.08	0.59	0.14	0.72	0.62
$\Delta H_f^\circ(298)$	-18.25	-57.16	-20.27	54.41	24.76	0.48	54.90	56.46	28.12
W2h theory									
TAE[SCF,T]	330.97	319.18	303.19	298.66	274.97	245.91	265.19	230.74	238.98
TAE[SCF,Q]	331.40	319.67	303.71	299.63	276.12	247.26	266.38	232.06	240.29
TAE[SCF,5]	331.52	319.78	303.85	299.84	276.35	247.50	266.59	232.29	240.51
TAE[SCF, ∞]	331.57	319.82	303.90	299.89	276.41	247.56	266.63	232.34	240.56
Δ TAE[CCSD,T]	79.46	90.40	78.78	86.93	99.48	112.11	88.86	90.86	101.33
Δ TAE[CCSD,Q]	82.90	94.49	83.21	91.74	104.96	118.25	94.44	97.16	107.53
Δ TAE[CCSD,5]	83.83	95.66	84.59	93.26	106.63	120.06	96.32	99.42	109.55
Δ TAE[CCSD, ∞]	84.81	96.89	86.03	94.86	108.39	121.96	98.30	101.80	111.67
Δ TAE[(T),T]	2.60	4.81	4.74	7.65	10.17	12.58	10.32	13.07	12.77
Δ TAE[(T),Q]	2.79	5.12	5.05	8.07	10.70	13.22	10.88	13.75	13.43
Δ TAE[(T), ∞]	2.94	5.34	5.28	8.37	11.08	13.69	11.29	14.24	13.92
Core corr.	1.21	1.14	1.21	2.34	2.55	2.79	2.55	2.77	2.77
Scalar relat.	-0.19	-0.37	-0.42	-0.28	-0.48	-0.70	-0.56	-0.84	-0.77
Spin-orbit	-0.08	-0.47	-0.93	-0.17	-0.55	-0.94	-1.01	-1.85	-1.40
TAE _e (W2h)	420.25	422.34	395.07	405.01	397.39	384.35	377.20	348.46	366.75
ZPVE	27.56	24.16	23.25	16.68	12.62	8.31	11.86	6.90	7.66
better	27.60b	24.16i	23.25i	16.44c	12.40d	8.24e	11.70f	6.82g	7.58h

TAE ₀	392.65	398.18	371.82	388.57	384.99	376.11	365.50	341.64	359.17
$\Delta H_f^\circ(0\text{ K})$	-16.14	-54.83	-18.35	54.66	25.07	0.79	54.69	55.49	27.85
$\Delta(H_{298} - H_0)_f$	-1.91	-1.92	-1.89	-0.17	0.08	0.59	0.14	0.71	0.62
$\Delta H_f^\circ(298)$	-18.05	-56.75	-20.24	54.48	25.15	1.38	54.83	56.21	28.47
Expt. (a)	-17.889(75)	-56,	-19.59(16),	54.19(19)	30	5,	51.1	50.1	—
		-59	-20.53(14)			-45(6)			

The notation TAE[SCF, n] denotes the total atomization energy at the SCF level with the appropriate (aug-)cc-pV n Z basis set; Δ TAE[CCSD, n] denotes the contribution of the valence correlation energy at the CCSD level; Δ TAE[(T), n] that of connected triple excitations *only* at the CCSD(T) level; $n=\infty$ denotes results of infinite-basis extrapolations (see Methods section).

- (a) From the WebBook [45]. Uncertainties on last digits indicated in parentheses.
- (b) Accurate ab initio anharmonic force field: T. J. Lee, J. M. L. Martin, and P. R. Taylor, J. Chem. Phys. **102**, 254 (1995)
- (c) ditto: Ref. [40]
- (d) ditto: Ref. [41]
- (e) ditto: Ref. [42].
- (f) ZPVE[accurate]-ZPVE[scaled B3LYP] difference interpolated between C₂H₂ and ClCCCl
- (g) Accurate ab initio anharmonic force field: Ref. [43]
- (h) ZPVE[accurate]-ZPVE[scaled B3LYP] difference interpolated between FCCF and ClC-CCl
- (i) no accurate anharmonic force field available: B3LYP/cc-pVTZ+1 harmonic ZPVE scaled by 0.985 used instead

TABLE III. W2h reaction energies for various isodesmic reactions (kcal/mol), as well as constituent components.

	C ₂ H ₂ +C ₂ F ₂ → C ₂ H ₂ +C ₂ Cl ₂ → FCCF+ClCCCl → C ₂ H ₂ +CH ₃ F → C ₂ H ₂ +CH ₃ Cl → HCCF+CH ₃ F → HCCCl+CH ₃ Cl						
	2 HCCF	2 HCCCl	2 FCCCl	HCCF+CH ₄	HCCCl+CH ₄	C ₂ F ₂ +CH ₄	C ₂ Cl ₂ +CH ₄
ΔE [SCF,T]	-5.37	-0.98	-1.30	11.90	5.69	17.27	6.67
ΔE [SCF,Q]	-5.36	-1.06	-1.26	11.78	5.57	17.14	6.63
ΔE [SCF,5]	-5.36	-1.05	-1.23	11.75	5.58	17.11	6.62
ΔE [SCF, ∞]	-5.36	-1.03	-1.22	11.73	5.58	17.09	6.62
$\Delta\Delta E$ [CCSD,T]	0.08	0.07	0.31	-1.61	-2.61	-1.69	-2.68
$\Delta\Delta E$ [CCSD,Q]	0.08	0.02	0.34	-1.62	-2.38	-1.71	-2.40
$\Delta\Delta E$ [CCSD,5]	0.06	0.04	0.39	-1.54	-2.30	-1.60	-2.34
ΔE [CCSD, ∞]	0.03	0.06	0.43	-1.46	-2.22	-1.49	-2.28
$\Delta\Delta E$ [(T),T]	-0.11	0.07	0.11	-0.31	-0.53	-0.20	-0.61
$\Delta\Delta E$ [(T),Q]	-0.11	0.05	0.10	-0.31	-0.56	-0.20	-0.61
$\Delta\Delta E$ [(T), ∞]	-0.11	0.03	0.09	-0.31	-0.58	-0.20	-0.61
ΔE_{core}	0.03	0.01	0.02	-0.28	-0.21	-0.32	-0.22
ΔE (DMV)	-0.01	0.00	0.00	0.03	0.05	0.04	0.05
ΔE (total)	-5.42	-0.92	-0.69	9.71	2.63	15.13	3.55
ditto W1 ^a	-5.37	-0.95	-0.74	9.65	2.72	15.02	3.67
ΔZPVE^b	-0.25	-0.14	-0.11	0.66	0.50	0.91	0.65
ΔH_0	-5.18	-0.78	-0.58	9.05	2.12	14.22	2.90
$\Delta(H_{298} - H_0)$	-0.25	-0.25	-0.06	0.27	0.30	0.52	0.56
ΔH_{298}	-5.42	-1.03	-0.64	9.32	2.43	14.74	3.46

See previous table for notation details.

(a) for comparison

(b) scaled harmonic B3LYP/cc-pVTZ+1 ZPVE used throughout for consistency

TABLE IV. B3LYP/cc-pVTZ+1//CCSD(T)/c-pVQZ+1 Wiberg bond indices derived from a natural population analysis.

	NPA Wiberg bond orders ≥ 0.02
CH ₄	BO(CH)=0.96
CH ₃ F	BO(CH)=0.96; BO(CF)=0.87; BO(HF)=0.03
CH ₃ Cl	BO(CH)=0.94; BO(CCl)=1.03; BO(HCl)=0.02
C ₂ H ₂	BO(CH)=0.94; BO(CC)=3.00
HCCF	BO(CF)=1.00; BO(CC)=2.83; BO(CH)=0.93; BO(FC')=0.16
C ₂ F ₂	BO(CF)=0.98; BO(CC)=2.71; BO(FC')=0.15
HCCCl	BO(CCl)=1.19; BO(CC)=2.80; BO(CH)=0.93; BO(ClC')=0.21
C ₂ Cl ₂	BO(CCl)=1.18; BO(CC)=2.63; BO(ClC')=0.19; BO(ClCl)=0.03
FCCCl	BO(CF)=1.00; BO(CC)=2.67; BO(CCl)=1.16; BO(FC')=0.15; BO(ClC')=0.19

TABLE V. Components of W1 total atomization energies (kcal/mol) of ethane and haloethanes.

	C ₂ H ₆	C ₂ H ₅ F	C ₂ H ₅ Cl	FC ₂ H ₄ F	FC ₂ H ₄ Cl	ClC ₂ H ₄ Cl
W1 theory						
TAE[SCF,D]	548.64	541.32	523.96	530.57	514.20	497.27
TAE[SCF,T]	556.96	550.38	532.15	540.49	523.23	505.40
TAE[SCF,Q]	557.76	551.07	533.00	541.08	523.99	506.31
TAE[SCF, ∞]	558.01	551.29	533.26	541.26	524.23	506.59
Δ TAE[CCSD,D]	117.35	129.08	117.85	140.61	129.84	119.09
Δ TAE[CCSD,T]	137.37	148.86	138.04	160.11	149.73	139.28
Δ TAE[CCSD,Q]	143.13	155.41	144.55	167.38	156.96	146.40
Δ TAE[CCSD, ∞]	146.90	159.70	148.82	172.15	161.70	151.08
Δ TAE[(T),D]	4.20	5.88	6.31	7.52	8.01	8.53
Δ TAE[(T),T]	5.82	8.21	8.36	10.54	10.76	11.01
Δ TAE[(T), ∞]	6.43	9.08	9.13	11.66	11.78	11.92
Core corr.	2.34	2.30	2.35	2.23	2.61 ^a	2.67 ^a
Scalar relat.	-0.39	-0.55	-0.60	-0.72	-0.76	-0.79
Spin-orbit	-0.17	-0.55	-1.01	-0.94	-1.40	-1.85
TAE _e (W1)	713.12	721.25	691.95	725.63	698.16	669.62
ZPVE	45.97	41.85	41.01	37.63	36.73	35.81
TAE ₀	667.15	679.40	650.94	688.00	661.43	633.81
$\Delta H_f^\circ(0\text{ K})$	-17.39	-62.81	-24.23	-104.57	-67.88	-30.13
$\Delta(H_{298} - H_0)_f$	-3.79	-3.60	-3.52	-3.26	-3.18	-3.06
$\Delta H_f^\circ(298)$	-21.18	-66.41	-27.75	-107.83	-71.06	-33.19

The notation TAE[SCF, n] denotes the total atomization energy at the SCF level with the appropriate (aug-)cc-pV n Z basis set; Δ TAE[CCSD, n] denotes the contribution of the valence correlation energy at the CCSD level; Δ TAE[(T), n] that of connected triple excitations *only* at the CCSD(T) level; $n=\infty$ denotes results of infinite-basis extrapolations (see Methods section).

(a) Core-correlation contribution is derived using MSFT empirical model [56]

TABLE VI. Reaction energies for hydrogenation reactions, $X-C\equiv C-Y + 2H_2 \rightarrow X-CH_2CH_2-Y$, calculated at W1 level of theory. All values in kcal/mol.

	HCCH	HCCF	HCCCl	FCCF	FCCCl	ClCCCl
TAE[SCF,D]	94.59	113.01	103.69	133.05	122.03	112.03
TAE[SCF,T]	90.18	107.18	98.86	126.25	116.11	106.72
TAE[SCF,Q]	89.84	106.69	98.39	125.64	115.52	106.14
TAE[SCF, ∞]	89.73	106.54	98.24	125.44	115.34	105.96
Δ TAE[CCSD,D]	0.74	-0.56	-1.77	-2.17	-2.87	-3.82
Δ TAE[CCSD,T]	0.93	-0.29	-0.83	-1.83	-1.78	-2.17
Δ TAE[CCSD,Q]	0.93	-0.18	-0.57	-1.69	-1.46	-1.77
Δ TAE[CCSD, ∞]	0.92	-0.10	-0.40	-1.61	-1.25	-1.51
Δ TAE[(T),D]	-1.65	-1.77	-1.85	-1.85	-1.92	-2.02
Δ TAE[(T),T]	-1.77	-1.90	-1.96	-1.99	-2.01	-2.11
Δ TAE[(T), ∞]	-1.81	-1.94	-2.00	-2.04	-2.04	-2.15
Core corr.	-0.07	-0.30	-0.26	-0.60	-0.21	-0.16
Scalar relat.	-0.12	-0.07	-0.04	-0.02	0.01	0.05
TAE _e (W1)	88.66	104.12	95.53	121.19	111.85	102.19
ZPVE	16.84	16.78	16.69	16.87	16.62	16.46
TAE ₀	71.82	87.34	78.84	104.32	95.23	85.73
$\Delta H_f^\circ(0\text{ K})$	-71.82	-87.34	-78.84	-104.32	-95.23	-85.73
$\Delta(H_{298} - H_0)_f$	-3.71	-3.79	-3.77	-3.95	-3.90	-3.87
$\Delta H_f^\circ(298)$	-75.54	-91.12	-82.61	-108.26	-99.14	-89.60
Destabilization Energy		15.58	7.07	32.72	23.60	14.06

TABLE VII. Deviations (kcal/mol) of computed TAE_0 values from the W2h results.

	W1	G2	G3 ^a	G3X	CBS-QB3 ^a
CH ₄	0.21	0.48	0.01	-0.13	-0.37
CH ₃ F	0.41	1.61	-0.36	-0.28	0.32
CH ₃ Cl	0.03	0.23	-1.68	-1.00	-0.25
C ₂ H ₂	0.07	-1.08	-0.62	0.03	-1.33
HCCF	0.39	0.24	-0.27	0.46	-0.04
C ₂ F ₂	0.90	1.52	0.32	1.36	1.36
HCCCl	-0.08	0.08	-0.68	0.51	-0.01
C ₂ Cl ₂	-0.24	1.40	-0.60	1.07	1.48
FCCCl	0.35	1.49	0.03	1.31	1.59
mean abs.dev.	0.30	0.90	0.51	0.68	0.75

(a) both G3 and CBS-QB3 numbers include atomic spin-orbit corrections