

A theoretical and numerical approach to “magic angle” of stone skipping

Shin-ichiro Nagahiro and Yoshinori Hayakawa

May 23, 2019

Abstract

We investigate oblique impacts of a circular disk and water surface. An experiment [Clanet, C., Hersen, F. and Bocquet, L., *Nature* **427**, 29 (2004)] revealed that there exists a “magic angle” of 20° between a disk face and water surface which minimize the required speed for ricochet. We perform 3-dimensional simulation of the water impacts using the Smoothed Particle Hydrodynamics (SPH) and analyze the results with an ordinal differential equation (ODE) model. Our simulation is in good agreement with the experiment. The analysis with the ODE model give us a theoretical insight for the “magic angle” of stone skipping.

Problem of impacts and ricochets of solid bodies against water surface have been received a considerable amount of attention [2, 3, 4, 5, 6, 7]. In the early stage, the problem was of importance in naval engineering [8]. The investigations then mainly concerned with the impacts of canon balls off sea surface. Some experiments revealed, for ricochet of spheres, that there exists a critical angle θ_{cr} , above which the rebound does not occur. Furthermore the critical angle has a simple relation to specific gravity of the sphere σ as $\theta_{cr} = 18/\sqrt{\sigma}$ [9]. This empirical law was theoretically explained using a simple ODE model [9, 10]. In the military engineering today, problem of water impacts is not as important as that of a century ago. However, the problem attracts renewed interest under studies of locomotion of basilisk lizards [11] and ricochet of stone [12].

This study is motivated by an experimental study by C. Clanet *et. al.* They experimentally investigated the impact of a circular disk (stone) with water and found that an angle about $\phi = 20^\circ$ between the disk face and water surface would be the “magic angle” which minimizes the required velocity for ricochet [1]. In this Paper, we report our theoret-

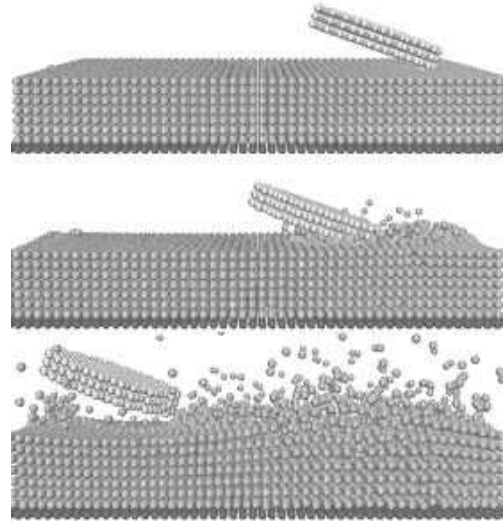


Figure 1: Snapshots of the SPH simulation of disk-water impact.

ical and numerical results for the oblique impact of disks and water surface. And we present a theoretical insight why the angle $\phi = 20^\circ$ plays a specific role for ricochet.

To perform a numerical simulation of the disk entry, we solve the Navier-Stokes equation using the technique of Smoothed Particle Hydrodynamics (SPH) [13, 14]. In Fig 1, we show the snapshots of our simulation. This technique is based on Lagrangian description of fluid and has an advantage to treat free surface flows. For this method, several representation of the viscous term in Navier-Stokes equation have been proposed. In this work, we adopt an artificial viscous term [15] which is simple for computation and sufficiently examined with Couette flow [16].

In the following discussion, we analyze an ODE model which was originally introduced by Birkoff et

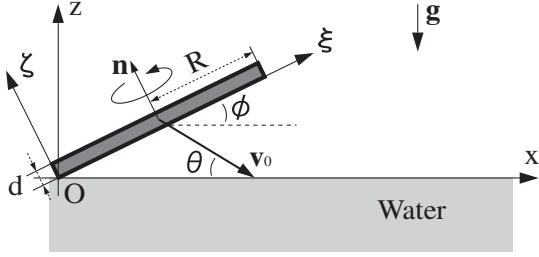


Figure 2: An oblique water entry of a circular disk with incidence angle θ and initial velocity \mathbf{v}_0 immediately before the contact ($t=0$). The edge of the disk is taken at the origin of the coordinates. The radius and thickness of the disk is R and d . The angle between the disk and water plane is ϕ .

al[17]. The model is based on the following assumptions; (i) Hydrodynamic pressure p acting on surface from water is proportional to $(\mathbf{v} \cdot \mathbf{n})^2$, where \mathbf{v} is the speed of the body and \mathbf{n} is the unit vector to the surface. (ii) For the part of surface facing air, there is no hydrodynamic force. (iii) During the whole process, deformation of water surface is negligible, and the boundary between immersed and non-immersed area is simply given as the cross section to a horizontal plane at water level. The first assumption is reasonable because Reynolds number would be of order $Re \sim 10^5$ for typical cases of stone ricochet [18].

Let us apply the ODE model to the water entry problem with circular disk as a "stone" (Fig. 2). Since the net force \mathbf{f} to the stone from water is proportional to the area S of water-stone interface, we have

$$\mathbf{f} = -\frac{1}{2}C_D S \rho (\mathbf{v} \cdot \mathbf{n})^2 \mathbf{n}, \quad (1)$$

where ρ is the density of water, \mathbf{n} normal vector. We need to mention that the drag coefficient C_D is not necessarily constant during the impact. For example, it varies according to the depth of immersion for vertical entries of spheres or disks [6, 5]. Hence, for the oblique water entry of disks, C_D would also depend on conditions such as initial angles θ, ϕ . However, unfortunately, there is no experimental data available to determine C_D to our purpose. In this study, we use $C_D \sim 1.4$, which is obtained from our SPH simulations of the typical initial angles ($\theta = 20^\circ, \phi = 20^\circ$) and assume C_D is constant throughout the impact process.

For simplicity, we limit ourselves to the case that angular velocity of the disk along the axis \mathbf{n} is large

enough, so that the angle ϕ remains constant during the process owing to a gyroscopic effect [12]. Both the experiments ([1]) and our numerical simulations support the validity of this simplification.

Taking a frame of reference $O-\xi\zeta$ as shown in Fig. 2, we write the equations of motion as

$$\ddot{\xi} = -\frac{1}{F} \sin \phi, \quad (2)$$

$$\ddot{\zeta} = \frac{C_D \lambda}{2\pi\sigma} \dot{\zeta}^2 S(z) - \frac{1}{F} \cos \phi. \quad (3)$$

Here ξ, ζ and z are the position of the lower edge of disk in each coordinates, σ is the specific gravity, $\lambda = R/d$ and $F = v_0^2/gR$ is Froude number.

These equations give us a straight forward insight for an necessary condition for stone-skip. Because the acceleration along with ξ direction is constant all the time, starting from the initial conditions with

$$\theta + \phi \geq \pi/2, \quad (4)$$

one can find the stone always depart downward from the water surface, therefore, skipping of stone would not take place. The numerical calculations agree with the condition with the equality as long as $g = 0$ ($F \rightarrow \infty$). However, this argument does not account the seal of air cavity behind the disk. Our SPH simulation gives $\theta + \phi \lesssim 0.87\pi/2$ for skipping-stone domain in the condition of no gravitation.

Let us estimate the lowest velocity for a bounce v_{\min} as a function of the angles θ and ϕ . A straight forward criterion whether a stone skips or not would be the vertical position after the entry into water surface; if the stone could recover the position higher than the water level, one could say it skips (criterion A). However, to make the analysis simple, we adopt an alternative criterion (criterion B); If the velocity \dot{z} of the disk changes its sign to positive we regard ricochet takes place. Under this definition, the entry velocity such that the trajectory of the disk have an inflection point on its horizontal line would give the minimum velocity v_{\min} for ricochet.

We can derive an equation which describes trajectories of disk motion. Eq. (2) could be easily integrated with initial conditions $\xi(0) = 0$ and $\dot{\xi}(0) = \cos(\theta + \phi)$. Using the expression of $\xi(t)$, one could replace the time derivative in Eq. (3) with that

of ξ and obtain

$$\begin{aligned} & \left\{ \cos^2(\theta + \phi) - \frac{2 \sin \phi}{F} \xi \right\} \zeta'' - \frac{\sin \phi}{F} \zeta' \\ &= \frac{C_D \lambda}{2\pi\sigma} \left\{ \cos^2(\theta + \phi) - \frac{2 \sin \phi}{F} \xi \right\} \zeta'^2 S(z) \\ & \quad - \frac{1}{F} \cos \phi, \end{aligned} \quad (5)$$

where the prime indicates derivative with ξ .

Assume now that the disk entered into water at the minimum velocity v_{\min} . When the disk reaches to the inflection point (ξ^*, ζ^*) , $\zeta' = -\tan \phi$ and $\zeta'' = 0$, we have

$$\begin{aligned} & \frac{C_D \lambda}{2\pi\sigma} \left\{ \cos^2(\theta + \phi) - \frac{2 \sin \phi}{F_{\min}} \xi^* \right\} S(z^*) \tan^2 \phi \\ & \quad - \frac{1}{F_{\min} \cos \phi} = 0. \end{aligned} \quad (6)$$

In order for the criterion B to be satisfied, it is necessary that the inflection point exists in the domain of $(\xi^* > 0)$ and $(z^* < 0)$. It turns out that in Eq. (6) ξ^* has the maximum value $\hat{\xi}^*$ when the disk is fully immersed, *i.e.*, for $S(z^*) = \pi$. Solving Eq. (6) for $F_{\min}(v_{\min})$, we finally obtain an expression for v_{\min} as

$$v_{\min} = \frac{\sqrt{2gR}}{\cos(\theta + \phi)} \left\{ \hat{\xi}^* \sin \phi + \frac{\sigma \cos \phi}{C_D \lambda \sin^2 \phi} \right\}^{\frac{1}{2}}. \quad (7)$$

We could derive the maximum incident angle θ_{\max} with the same way. Solving Eq. (6) for θ ,

$$\theta_{\max} = \arccos \sqrt{\frac{2}{F} \left(\hat{\xi}^* \sin \phi + \frac{\sigma \cos \phi}{C_D \lambda \sin^2 \phi} \right)} - \phi. \quad (8)$$

Note that, in the limit $F \rightarrow \infty$, this equation again gives $\theta_{\max} + \phi = \pi/2$.

Since the inflection point $\hat{\xi}^*$ still remains unknown, it should be determined so as to fit experiments. However we cannot make a direct comparison between the Eq. (7) and the experimental data ([1]) because v_{\min} and θ_{\max} are acquired under the criterion A in experiments. We thus fit the Eq. (7) with the result of our SPH simulations performed under criterion B and had $\hat{\xi}^* = 2.6$. Due to the nature of the criterion B, these analytical expressions for v_{\min} and θ_{\max} should give a lower and upper limit of the skipping domain respectively.

We then discuss our results. In all the analyses, we chose the same parameters as that of experiment ([1]) unless particularly mentioned; $\lambda = 9.1$, $\sigma = 2.7$

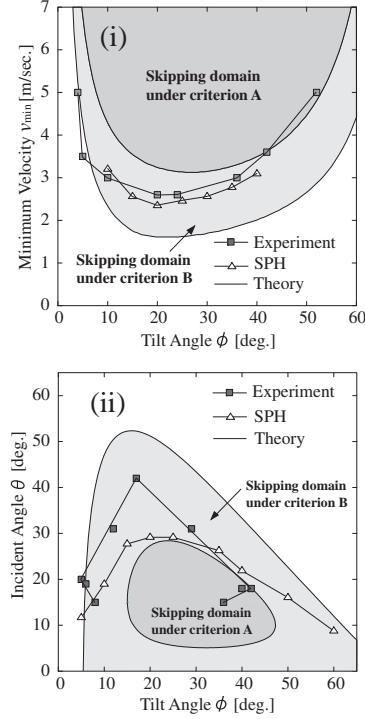


Figure 3: A comparison of the skipping-stone domains obtained from the experiment ([1]), SPH and the ODE model. (i), The skipping-stone domain in the (ϕ, v) plane for a fixed $\theta = 20^\circ$. (ii), The skipping-stone domain in the (θ, ϕ) plane for a fixed $v = 3.5$ [m/s]. The solid lines of skipping domain under the criterion A in each graph are drawn numerically and those of B are the plot of Eqs.(7) and (8) respectively.

and Froude number F typically ranges from 4.0 to 200. For the SPH simulation, $\lambda = 2.5$ and angular velocity of the disk $\omega = 65$ [rounds/s]. Figure 3 shows the domains of skipping stone in (ϕ, v) and (θ, ϕ) planes. The theoretical results under Both of criterion give the v_{\min} which qualitatively agrees with the experiment. SPH simulations and our theory under criterion B reproduce the v_{\min} reaches which has its minimum at $\phi \simeq 20^\circ$.

For the maximum angle θ_{\max} , experiment indicates that the skipping-stone domain shrinks at $\theta < 20^\circ$. The theoretical curve under criterion B does not reproduce this tendency while that of criterion A shows the similar behavior. This is due to the assumption that the inflection point takes place when the disk is fully immersed. Especially in the case that the θ is much smaller relative to the tilt angle ϕ , this assump-

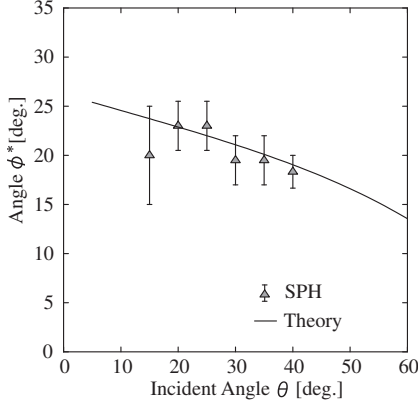


Figure 4: Relation of incident angle θ and the critical tilt angle ϕ^* . The SPH simulation is performed with $\sigma = 2.0$. The solid line is obtained by numerically seeking the minimum of Eq. (7).

tion would be totally incorrect. The SPH simulation also shows different behavior with the experiment under $\theta < 20^\circ$. We cannot present a clear explanation for this discrepancy, however, we mention that, at very small incident angle, the depth of immersion of the disk would be of the order of the fluid particle size of SPH. The numerical error hence becomes larger for small θ and for the domain $\theta < 10^\circ$ simulation is not attainable.

Experiment indicates that the angle $\phi \simeq 20^\circ$ would be a characteristic in both (ϕ, v) and (θ, ϕ) planes. C. Clanet *et. al.* hence suggested that the angle $\phi = 20^\circ$ is the "magic angle" for stone-skipping. However Eq. (7) implies that ϕ depends on θ . In Figure 4, We show how the "magic angle" ϕ^* is affected by the incident angle θ . Our theory suggests ϕ^* decreases with incident angle and our simulation also shows a decreasing tendency. However, the change in ϕ^* is sufficiently small: ϕ^* only changes about 15% of incident angle under $\theta = 40^\circ$. We therefore conclude that the "magic angle" still remains around $\phi = 20^\circ$ for the ordinal incident angle at stone skipping.

We thank T. Hondou and H. Kuninaka for their helpful suggestions. We also acknowledge G. Sakurai and J. Otsuki for variable discussions. This study is supported by the Grant-in-Aid for Scientific Study (Grant No. 1552081) from MEXT, Japan.

References

- [1] Clanet, C., Hersen, F. and Bocquet, L., *Nature* **427**, 29 (2004)
- [2] von Karman, Th., *N. A. C. A. Tech. Note* 321 (1930)
- [3] Richardson, E. G., *Proc. Phys. Soc. London, Sect. A* **61**, 352 (1948)
- [4] May, A and Woodhull, J. C., *J. Appl. Phys.* **19**, 1109 (1948)
- [5] Moghisi, M. and Squire, P. T., *J. Fluid. Mech.* **108**, 133 (1980)
- [6] Glasheen, J. W. and McMahon, T.A., *Phys. Fluids*, **8**, 8 (1996)
- [7] Gaudet, S, *Phys. Fluids*, **10**, 2489 (1998)
- [8] Douglas, H., *Treatise on naval gunnery* (Naval and Military Press, 1855)
- [9] Johnson, W. and Reid, S. R., *J. Mech. Eng. Sci.* **17**, 71 (1975)
- [10] Hutchings, I. M., *Int. J. Mech. Sci.* **18**, 243 (1976)
- [11] Glasheen, J. W. and McMahon, T. A., *Nature* **380**, 340 (1996)
- [12] Bocquet, L., *Am. J. Phys.* **71**, 150 (2003)
- [13] Monaghan, J. J., *J. Comput. Phys.* **110** 399 (1994)
- [14] Takeda, H. Miyata, S. M. and Sekiya, M. *Prog. Theo. Phys.* **92** 939 (1994)
- [15] Cleary, P. W., *Appl. Math. Model* **22** 981 (1998)
- [16] Cleary, P. W., *CSIRO Division of Maths and stats, Tech. Report DMS-C 96/32* (1996)
- [17] Birkoff, G., Birkoff, G. D., Bleick, W. E., Handler, E. H., Murnaghan, F.,D. and Smith, T. L., *A. M. P. Memo.* **42.4M** (1944)
- [18] Landau, L. D. and Lifshitz, E. M., *Fluid mechanics 2nd ed.* (Butterworth-Heinemann, Oxford, 1987).