

PHASE LOCKING OF REMOTE CLOCKS USING QUANTUM ENTANGLEMENT

M.S. Shahriar

Research Laboratory of Electronics

Massachusetts Institute of Technology, Cambridge, MA 02139

Abstract

The proposal¹ by Jozsa et al. to synchronize remote clocks is incomplete because no prescription exists for creating the required prior non-degenerate entanglement, given that the relative phase between the two clocks is unknown. We show how a degenerate entanglement, created without this phase information², can be used to determine the relative phase between the remote clocks, via the interference between the co- and counter-rotating excitations of a two-level atom. As such, the protocol offered here achieves the goal of phase-locking remote clocks without transmitting any timing signal.

PACS Number(s): 03.67.-a, 03.67.Hk, 03.67.Lx, 32.80.Qk

A recent proposal by Jozsa et al.¹ shows that if one has a singlet state of two atoms (consisting of entangled states of different but known energy), the intrinsic entanglement of the singlet can be used to create synchronized clocks which can be *simultaneously* started by making a measurement on one of the atoms. This is an important and interesting observation; however, all known methods for constructing a singlet state of two atoms using states of different energy require synchronized clocks to begin with. To put it differently, the challenge of quantum clock synchronization can be reduced to the task of determining the phase difference between two remote clocks, without transmitting a timing signal. This would enable phase-locking of clocks for applications in VLBI (very large base interferometry)³. The proposal of Jozsa et al. does not show how to solve this basic problem of determining the phase difference^{1,4}. In this letter, we offer a solution to this problem.

In order to explain the basic premise of the scheme we are proposing, it is instructive to discuss briefly the physical reason behind the inadequacy of the Jozsa protocol. As is well known, the amplitude of an atomic state is necessarily complex. Whenever a measurement is made, the square of the absolute value of the amplitude is what we can observe. The timing signal from a clock (as represented, e.g., by the amplitude of the magnetic field of an rf oscillator locked to the clock transition), on the other hand, is *real*, composed of the sum of two complex components. In describing the atom-field interaction, one often side-steps this difference by making what is called the *rotating wave approximation* (RWA), under which only one of the two complex components is kept. As a result, generally an atom interacting with a field enables one to measure only the intensity --- and not the amplitude and the phase--- of the field. This is the reason why most detectors are so-called square-law detectors. To see how this affects the Jozsa scheme, note that in essence this protocol attempts to teleport directly the information about the field from one clock to the other location via entanglement. However, because of this square-law effect, which shows up during the measurement/collapse stage of teleportation, what gets teleported is always the intensity, and not the amplitude and the phase. The protocol fails because the intensity is a constant, and does not contain any timing information.

This gives us some hints as to how one might solve the problem. Basically, one must modify the atom-field interaction in a way so as to enable the measurement of amplitude and phase of the field. This can be done via what is known as heterodyne detection, an example of which occurs in experiments involving quadrature squeezing. In such an experiment, the weak squeezed field is *multiplied* by a strong field (local oscillator: LO). An atom (or a semiconductor), acting still under the *square-law* limit, can detect this *multiplied* signal, which varies with the phase difference between the weak field and the LO. One can try to use the same idea to modify the Jozsa protocol. Briefly, one can use two different frequencies to interact simultaneously with the atom. If one of these frequencies corresponded to a clock that was already synchronized with the corresponding clock on the other side, then this method indeed works. However, this is only *shifting* the burden of synchronization, not solving it, as discussed in detail in ref. 4.

In this article, we show how to solve this problem, by making use of the fact that the two complex parts of the clock field have exactly equal but opposite frequencies (one frequency is the negative of the other), and have exactly correlated phases. By using the so called counter-rotating complex field (which is normally ignored as discussed above) as the LO, we can now measure the amplitude and the phase of the electric field. When this concept is applied to the

basic apparatus of the Jozsa protocol, the result is that one is able to teleport the amplitude and the phase of the clock field, thus achieving synchronization.

In our model two observers, Alice and Bob, assumed to be in the same reference frame, have each an atomic clock, which are operating at the same frequency. The relative phase, Ω , between them is unknown to both of them. The basic task is for Alice and Bob both to determine what the value of Ω is. It is clear that classically this can not be established without either Bob or Alice sending the other a sample of his/her oscillating field directly. For example, the rf signal can be encoded as the beat between two optical frequencies, which in turn can be transmitted by laser. However, one must know the optical path length between Bob and Alice; potential variation in optical density (and thus index) of the intervening medium makes it difficult to determine this accurately. This problem lies at the heart of the current approaches used for clock synchronization⁵. Here we show how Ω can be determined without transmitting a timing signal between Alice and Bob, thereby avoiding this problem.

We assume that Alice and Bob each has an atom that has two degenerate ground states ($|1\rangle$ and $|2\rangle$), each of which is coupled to a higher energy state ($|3\rangle$), as shown in figure 1. We assume the 1-3 and 2-3 transitions are magnetic dipolar, and orthogonal to each other, with a transition frequency ω . For example, in the case of ^{87}Rb , $|1\rangle$ and $|2\rangle$ correspond to $5^2P_{1/2}:|F=1, m_F=-1\rangle$ and $5^2P_{1/2}:|F=1, m_F=1\rangle$ magnetic sublevels, respectively, and $|3\rangle$ corresponds to $5^2P_{1/2}:|F=2, m_F=0\rangle$ magnetic sublevel. Left and right circularly polarized magnetic fields, perpendicular to the quantization axis, are used to excite the 1-3 and 2-3 transitions, respectively. The rubidium clock is typically stabilized with respect to the $5^2P_{1/2}:|F=1, m_F=0\rangle$ to $5^2P_{1/2}:|F=2, m_F=0\rangle$ transition, which is excited by a magnetic field parallel to the quantization axis⁶. We take ω to be the same as the clock frequency ω_c .

We assume that Alice and Bob's fields at ω have the form $B_A = B_{ao} \cos(\mathbf{w}t + \mathbf{f})$ and $B_B = B_{bo} \cos(\mathbf{w}t + \mathbf{c})$, respectively. The origin of the time variable, t , is therefore arbitrary, and does not affect the quantity of interest: the phase difference, $\Omega \equiv (\mathbf{f} - \mathbf{c})$. The clocks are assumed to be in phase if $\Omega = 0$, so that if Bob determines that at some instant his magnetic field is maximum and positive in some direction \mathbf{r}_b , then Alice will also find her magnetic field to be maximum and positive in some direction \mathbf{r}_a at the same instant. As long as Alice and Bob agree on this definition of phase-locking, and use the same definitions all the time, then \mathbf{r}_b and \mathbf{r}_a do not have to be the same. During the magnetic resonance excitations, the value of any dc magnetic field will be assumed to be vanishing. Symmetry then dictates that any physical observable will be independent of the choice of the quantization axis, as long as it is perpendicular to \mathbf{r}_a for Alice, and perpendicular to \mathbf{r}_b for Bob. Before we discuss our protocol, we summarize briefly a two-level interaction *without* RWA, and time reversal of an arbitrary evolution under this condition.

Consider, for example, the excitation of the $|1\rangle_A \leftrightarrow |3\rangle_A$ transition. In the dipole approximation, the Hamiltonian can be written as:

$$\hat{H} = \begin{bmatrix} 0 & g(t) \\ g(t) & \mathbf{e} \end{bmatrix} \quad \dots(1)$$

and the state vector is written as:

$$|\mathbf{x}(t)\rangle = \begin{bmatrix} C_{1A} \\ C_{3A} \end{bmatrix} \quad \dots(2)$$

where $g(t) = -g_o[\exp(i\omega t + i\phi) + \text{c.c.}]/2$, and we assume that $\epsilon = \omega$ corresponding to resonant excitation. Here, we have assumed that the polarization of Alice's field can be changed to excite either $|1\rangle_A \leftrightarrow |3\rangle_A$ or the $|2\rangle_A \leftrightarrow |3\rangle_A$ transition, in a mutually exclusive manner. We now perform a rotating wave transformation by operating on $|\xi(t)\rangle$ with the unitary operator Q , given by:

$$\hat{Q} = \begin{bmatrix} 1 & 0 \\ 0 & \exp(i\omega t + i\phi) \end{bmatrix} \quad \dots(3)$$

The Schroedinger equation then takes the form (setting $\hbar=1$):

$$\frac{\partial |\tilde{\mathbf{x}}(t)\rangle}{\partial t} = -i\tilde{H}(t) |\tilde{\mathbf{x}}(t)\rangle \quad \dots(4)$$

where the effective Hamiltonian is given by:

$$\tilde{H} = \begin{bmatrix} 0 & \mathbf{a}(t) \\ \mathbf{a}^*(t) & 0 \end{bmatrix} \quad \dots(5)$$

with $\alpha(t) = -g_o[\exp(-i2\omega t - i2\phi) + 1]/2$, and the rotating frame state vector is:

$$|\tilde{\mathbf{x}}(t)\rangle \equiv \hat{Q} |\mathbf{x}(t)\rangle = \begin{bmatrix} \tilde{C}_{1A} \\ \tilde{C}_{3A} \end{bmatrix} \quad \dots(6)$$

At this point, one may choose to make the rotating wave approximation (RWA), corresponding to dropping the fast oscillating term in $\alpha(t)$. As we will show, this corresponds to ignoring effects (such as the Bloch-Siegert shift) of the order of (g_o/ω) , which can easily be observable if g_o is large⁷⁻¹⁰. On the other hand, by choosing g_o to be small enough, we can make the RWA for any value of ω . We will make use of both regimes in our protocol. As such, we will now find the results without the RWA.

Given the periodic nature of the effective Hamiltonian, the general solution to eqn. 5 can be written as:

$$|\tilde{\mathbf{x}}(t)\rangle = \sum_{n=-\infty}^{\infty} |\mathbf{x}_n\rangle \mathbf{b}^n \quad \dots(7)$$

where $\beta = \exp(-i2\omega t - i2\phi)$, and

$$|\mathbf{x}_n\rangle \equiv \begin{bmatrix} a_n \\ b_n \end{bmatrix} \quad \dots(8)$$

Inserting eqn. 7 in eqn. 4, and equating coefficients with same frequencies, we get, for all n :

$$\begin{aligned} \dot{a}_n &= i2n\omega a_n + ig_o(b_n + b_{n-1})/2 \\ \dot{b}_n &= i2n\omega b_n + ig_o(a_n + a_{n+1})/2 \end{aligned} \quad \dots(9)$$

Figure 2 shows a pictorial representation of these equations. Here, the coupling between a_0 and b_0 is the conventional one present when the RWA is made. The coupling to additional levels results from virtual multiphoton processes in the absence of the RWA. The couplings to the nearest neighbors, $a_{\pm 1}$ and $b_{\pm 1}$ are detuned by an amount 2ω , and so on. To the lowest order in (g_o/ω) , we can ignore terms with $|n| > 1$, thus yielding a truncated set of six eqns.:

$$\dot{a}_o = ig_o(b_o + b_{-1})/2 \quad (10.1)$$

$$\dot{b}_o = ig_o(a_o + a_1)/2 \quad (10.2)$$

$$\dot{a}_1 = i2\mathbf{w}a_1 + ig_o(b_1 + b_o)/2 \quad (10.3)$$

$$\dot{b}_1 = i2\mathbf{w}b_1 + ig_o a_1/2 \quad (10.4)$$

$$\dot{a}_{-1} = -i2\mathbf{w}a_{-1} + ig_o b_{-1}/2 \quad (10.5)$$

$$\dot{b}_{-1} = -i2\mathbf{w}b_{-1} + ig_o(a_{-1} + a_o)/2 \quad (10.6)$$

In order to solve these equations, one may employ the method of adiabatic elimination valid to first order in $\sigma \equiv (g_o/4\omega)$. To see how this can be done, consider first the last two equations: 10.5 and 10.6. In order to simplify these two equations further, one needs to diagonalize the interaction between a_{-1} and b_{-1} . To this end, we define $\mathbf{m}^o(a_{-1}-b_{-1})$ and $\mathbf{m}_+^o(a_{-1}+b_{-1})$, which can be used to re-express these two equations in a symmetric form as:

$$\dot{\mathbf{m}}_- = -i(2\mathbf{w} + g_o/2)\mathbf{m}_- - ig_o a_o/2 \quad (11)$$

$$\dot{\mathbf{m}}_+ = -i(2\mathbf{w} - g_o/2)\mathbf{m}_+ + ig_o a_o/2 \quad (12)$$

Adiabatic following then yields (again, to lowest order in σ):

$$\mathbf{m}_- \approx -\mathbf{s}a_o; \quad \mathbf{m}_+ \approx \mathbf{s}a_o \quad (13)$$

which in turn yields:

$$a_{-1} \approx 0; \quad b_{-1} \approx \mathbf{s}a_o \quad (14)$$

In the same manner, we can solve eqns. 10.3 and 10.4, yielding:

$$a_1 \approx -\mathbf{s}b_o; \quad b_1 \approx 0 \quad (15)$$

Note that the amplitudes of a_{-1} and b_1 are vanishing (each proportional to σ^2) to lowest order in σ , thereby justifying our truncation of the infinite set of relations in eqn. 9. Using eqns. 14 and 15 in eqns. 10.1 and 10.2, we get:

$$\dot{a}_o = ig_o b_o/2 + i\Delta a_o/2 \quad (16)$$

$$\dot{b}_o = ig_o a_o/2 - i\Delta b_o/2 \quad (17)$$

where $\Delta = g_o^2/4\omega$ is essentially the Bloch-Siegert shift. Eqns. 16 and 17 can be thought of as a two-level system excited by a field detuned by Δ . With the initial condition of all the population in $|1\rangle_A$ at $t=0$, the only non-vanishing (to lowest order in σ) terms in the solution of eqn. 9 are:

$$\begin{aligned} a_o(t) &\approx \text{Cos}(g_o t/2); & b_o(t) &\approx i\text{Sin}(g_o t/2) \\ a_1(t) &\approx -i\mathbf{s}\text{Sin}(g_o t/2); & b_{-1}(t) &\approx \mathbf{s}\text{Cos}(g_o t/2) \end{aligned} \quad (18)$$

We have verified this solution via numerical integration of equation 10, as illustrated in figure 3. Inserting this solution in eqn. 7, and reversing the rotating wave transformation, we get the following expressions for the components of eqn. 2:

$$\begin{aligned} C_{1A}(t) &= \text{Cos}(g_o t/2) - 2\mathbf{s}\Sigma \cdot \text{Sin}(g_o t/2) \\ C_{2A}(t) &= ie^{-i(\mathbf{w}t + \mathbf{f})} [\text{Sin}(g_o t/2) + 2\mathbf{s}\Sigma^* \cdot \text{Cos}(g_o t/2)] \end{aligned} \quad (19)$$

where we have defined $\Sigma \equiv (i/2) \exp[-i(2\omega t + 2f)]$. To lowest order in σ this solution is normalized at all times. Note that if Alice were to carry this excitation on an ensemble of atoms through for a $\pi/2$ pulse, and measure the population of the state $|1\rangle_A$ immediately (at $t=\tau$, the moment when the $\pi/2$ excitation ends), the result would be a signal given by $[1+2\sigma \sin(2\omega\tau+2\phi)]/2$, which contains information related to the amplitude and phase of her field.

Next, we consider the issue of exact time reversal of such an excitation. The Schroedinger eqn. (4) has the formal solution:

$$|\tilde{\mathbf{x}}(t_2)\rangle = \exp(-i \int_{t_1}^{t_2} \tilde{H}(t') dt') |\tilde{\mathbf{x}}(t_1)\rangle \quad \dots(20)$$

If the RWA is made, then \tilde{H} is time independent. In that case, if one starts an evolution at t_1 , proceed for *any* duration T , then reverses the sign of \tilde{H} by shifting the phase of the magnetic field by π , and continues with the evolution for another duration T , then the system returns back to the starting state. Of course, this can be verified explicitly using the well known solution of

Rabi flopping. Here, however, RWA is not made, so that \tilde{H} depends on time. Therefore, the exact reversal can be achieved in this manner only if $T=m\pi/\omega$ for any integer value of m . We have verified this conclusion via numerical integration as well (not shown).

Returning to the task at hand, our protocol starts by using a scheme, developed earlier by us² (note that this scheme works for ^{87}Rb , for the choice of $|1\rangle$ and $|2\rangle$ indicated above) to produce a degenerate entanglement of the form $|\psi\rangle = (|1\rangle_A |2\rangle_B - |2\rangle_A |1\rangle_B)/\sqrt{2}$. Next, Alice attenuates her field so that the counter-rotating term in the Hamiltonian can be ignored (this assumption is not essential for our conclusion, but merely simplifies the algebra somewhat), and excites a π -pulse coupling $|2\rangle_A$ to $|3\rangle_A$, and then stops the excitation. Similarly, Bob uses a field, attenuated as above, to excite a π -pulse coupling $|2\rangle_B$ to $|3\rangle_B$, and then stops the excitation. Using digital communications over a classical channel, Alice and Bob wait until they both know that these excitations have been completed. The resulting state is then given by :

$$|\psi(t)\rangle = [|1\rangle_A |3\rangle_B \exp(-i\omega t - i\chi) - |3\rangle_A |1\rangle_B \exp(-i\omega t - i\phi)]/\sqrt{2}. \quad \dots(21)$$

The next step is for Alice to make a measurement along the $|1\rangle_A \leftrightarrow |3\rangle_A$ transition. For this process, she chooses a much larger value of g_o , so that the RWA can not be made. The state she wants to measure is *the one that would result if one were to start from state $|1\rangle_A$, and evolve the system for a $\pi/2$ pulse using this stronger g_o :*

$$|+\rangle_A \equiv \frac{1}{\sqrt{2}} \left[\{1 - 2\mathbf{s}\Sigma\} |1\rangle_A + ie^{-i(\omega t + f)} \{1 + 2\mathbf{s}\Sigma^*\} |3\rangle_A \right] \quad \dots(22)$$

where we have made use of eqn. 19. The state orthogonal to $|+\rangle_A$ results from a $3\pi/2$ pulse:

$$|-\rangle_A \equiv \frac{1}{\sqrt{2}} \left[\{1 + 2\mathbf{s}\Sigma\} |1\rangle_A - ie^{-i(\omega t + f)} \{1 - 2\mathbf{s}\Sigma^*\} |3\rangle_A \right] \quad \dots(23)$$

To first order in σ , these two states are each normalized, and orthogonal to each other. As such, one can re-express the state of the two atoms in eqn. 21 as:

$$|\mathbf{y}(t)\rangle = \frac{1}{\sqrt{2}} \left[|+\rangle_A |-\rangle_B - |-\rangle_A |+\rangle_B \right] \quad \dots(24)$$

where we have defined:

$$|+\rangle_B \equiv \frac{1}{\sqrt{2}} \left[\{1 - 2\mathbf{s}\Sigma\} |1\rangle_B + ie^{-i(\omega t + c)} \{1 + 2\mathbf{s}\Sigma^*\} |3\rangle_B \right] \quad \dots(25)$$

$$|-\rangle_B \equiv \frac{1}{\sqrt{2}} \left[\{1 + 2\mathbf{s}\Sigma\} |1\rangle_B - ie^{-i(\omega t + c)} \{1 - 2\mathbf{s}\Sigma^*\} |3\rangle_B \right] \quad \dots(26)$$

She can measure the state $|+\rangle_A$ by taking the following steps: (i) Shift the phase of the B-field by π , (ii) Fine tune the value of g_o so that $g_o = \omega/2m$, for an integer value of m , (iii) apply the field for a duration of $T = \pi/2g_o$, and (iv) detect state $|1\rangle_A$. Note that the constraint on g_o ensures that $T = m\pi/\omega$, which is necessary for time reversal to work in the absence of the RWA. Once Alice performs this measurement, the state for Bob collapses to $|-\rangle_B$, given in eqn. 26. Note that if σ is neglected, then the measurement produces a $|-\rangle_B$ that contains no information about the phase of Alice's clock, which is analogous to the Jozsa protocol¹.

In the present case, $|-\rangle_B$ does contain information about the amplitude and the phase of Alice's clock signal. In order to decipher this, Bob measures his state $|1\rangle_B$, at a time $t = T_B$ so that his B field has the maximum value B_o , which implies that $(\omega T_B + \chi) = 2q\pi$, where q is any integer. The probability of success is:

$$p_f \equiv \left| {}_B\langle 1 | + \rangle_B \right|_{t=T_B}^2 = \frac{1}{2} [1 + 2\mathbf{s}\sin(2\Omega)]. \quad \dots(27)$$

where we have kept terms only to the lowest order in σ . *Thus, the whole process is equivalent to remote interferometry without transmitting a timing signal directly.* Note that the signal given by eqn. 27 would be the same even if Bob had not excited $|2\rangle_B$ to $|3\rangle_B$. Of course, the value of $\Omega \pmod{2\pi}$, the phase difference, can not be determined from knowing $\sin(2\Omega)$ alone. However, this whole process can be repeated after, for example, Alice shifts the phase of her B-field by $\pi/2$, so that Bob can determine the value of $\cos(2\Omega)$. It is then possible to determine the value of $\Omega \pmod{2\pi}$ unambiguously.

The overall process can be carried out in one of two ways. First, consider the situation where Alice and Bob starts with X pairs of atoms, and entangle each pair in the form of equation 24. Then, over a digital communication channel, Alice sends Bob a list of the M atoms she found in state $|1\rangle_A$ after performing her measurement process described above. Bob performs his measurement only on this subset of atoms. Suppose he finds L number of atoms in state $|1\rangle_B$. Then:

$$\mathbf{h} \equiv \left(\frac{L}{M} - \frac{1}{2} \right) \rightarrow \mathbf{s}\sin(2\Omega) \quad , \text{ for large } M \quad \dots(28)$$

Thus, the value of η determined asymptotically for a large number of entangled pairs will reveal the value of $\sin(2\Omega)$. Alternatively, if only a single pair of atoms is available, then the same result can be obtained by repeating the whole process X times, assuming that ϕ remains unchanged during the time needed for the process.

Once the value of $\Omega \pmod{2\pi}$ is determined, Bob can adjust the phase of his clock accordingly, thus achieving phase-locking. This is all that is required for applications such as very large base interferometry³. For applications⁵ where it is necessary to have a shared origin of time, one can use the method of using two clocks of slightly different frequencies, as proposed in ref.1, assuming that clocks of each type will be synchronized first using the protocol we just presented. Such clocks can be realized, for example, by making use of asymmetric ac-Stark shifts of the $5^2P_{1/2}:|F=1, m_F=0\rangle$ and $5^2P_{1/2}:|F=2, m_F=0\rangle$ states in the presence of an off-resonant Raman excitation with unbalanced laser intensities^{11,12}. Note that such a Raman excitation,

which is functionally equivalent (aside from the asymmetric stark shift) to a direct rf excitation, can itself be used as an atomic clock^{13,14}.

In summary, we have shown how a degenerate entanglement can be used to determine the relative phase between two remote clocks, by making use of local interference that occurs when the so-called counter-rotating term in the Hamiltonian for a two-level excitation is not ignored. As such, the protocol offered here achieves the goal of remote clock synchronization without transmitting timing signal.

This work was supported by AFOSR grant # F49620-98-1-0313, ARO grant # DAAG55-98-1-0375, and NRO grant # NRO-000-00-C-0158.

References:

1. R. Jozsa, D.S. Abrams, J.P. Dowling, and C.P. Williams, *Phys. Rev. Letts.* **85**, 2010(2000).
2. S.Lloyd, M.S. Shahriar, and P.R. Hemmer, *quant-ph/0003147*.
3. G.S. Levy et al., *Acta Astronaut.* **15**, 481(1987).
4. E.A. Burt, C.R. Ekstrom, and T.B. Swanson, *quant-ph/0007030*
5. National Research Council Staff, *The Global Positioning System: A Shared National Asset*, National Academy Press, Washington, D.C., 1995.
6. A. Corney, *Atomic and Laser Spectroscopy*, Oxford University Press, 1977.
7. L. Allen and J. Eberly, *Optical Resonance and Two Level Atoms*, Wiley, 1975.
8. F. Bloch and A.J.F. Siegert, *Phys. Rev.* **57**, 522(1940).
9. J. H. Shirley, *Phys. Rev.* **138**, 8979 (1965).
10. S. Stenholm, *J. Phys. B* **6**, (Auguts, 1973).
11. J.E. Thomas et al., *Phys. Rev. Lett.* **48**, 867(1982).
12. P.R. Hemmer, M.S. Shahriar, V. Natoli, and S. Ezekiel, *J. of the Opt. Soc. of Am. B*, **6**, 1519(1989).
13. M.S. Shahriar and P.R. Hemmer, *Phys. Rev. Lett.* **65**, 1865(1990).
14. M.S. Shahriar et al., *Phys. Rev. A* **55**, 2272 (1997).

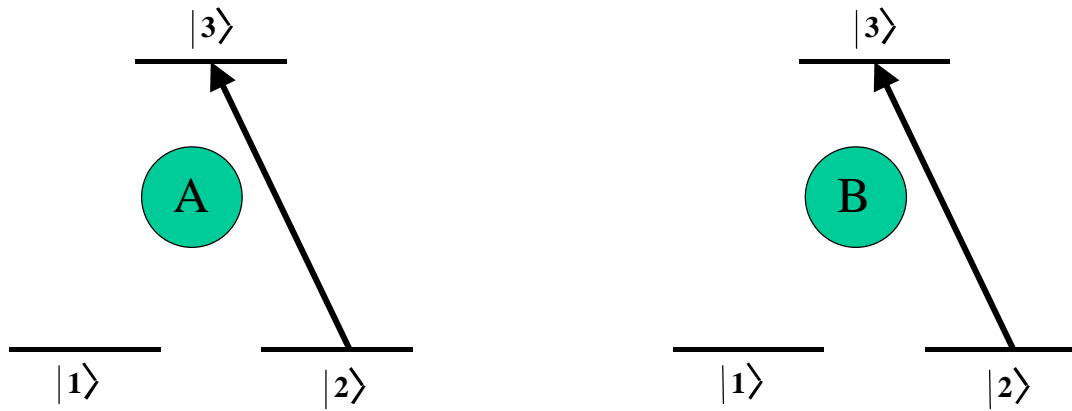


Figure 1. Schematic illustration of the basic protocol for phase locking two remote clocks, one with Alice (A), and the other with Bob (B), without transmitting a clock signal directly. The model energy levels can be realized, for example, using the metastable hyperfine Zeeman sublevels of ^{87}Rb atoms, as detailed in the text.

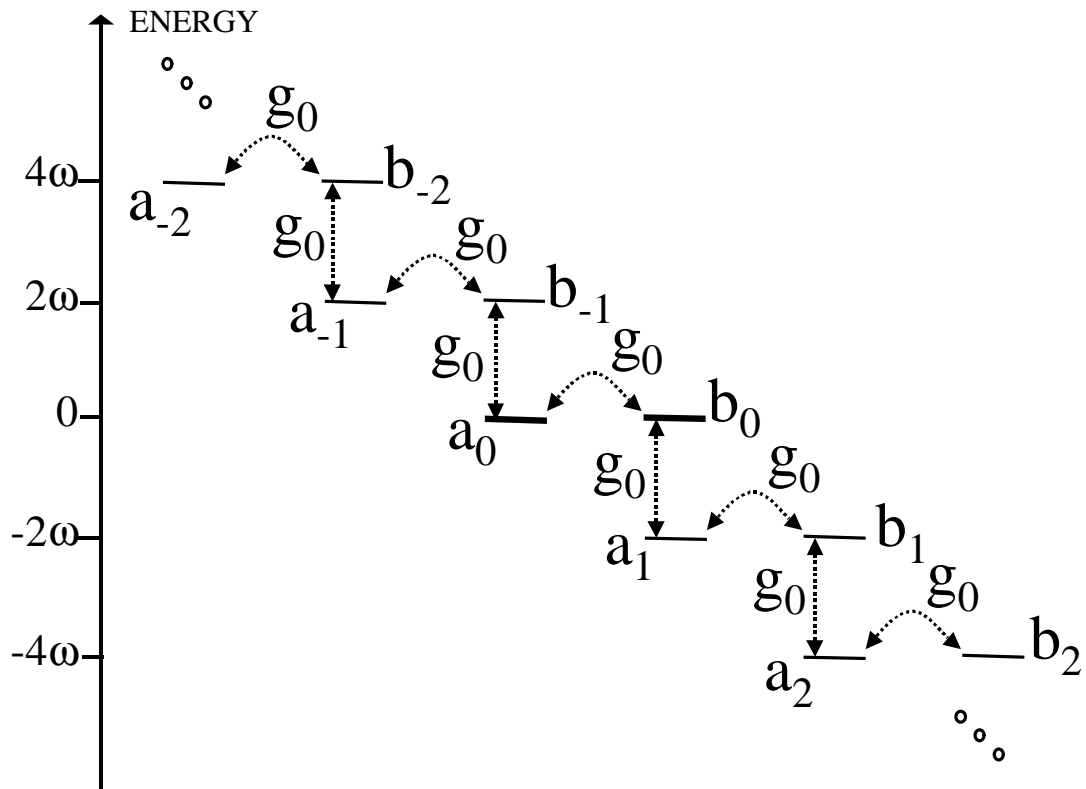


Figure 2. Schematic illustration of the multiple orders of interaction when the rotating wave approximation is not made. The strengths of the first higher order interaction, for example, is weaker than the zeroth order interaction by the ratio of the Rabi frequency, g_0 , and the effective detuning, 2ω .

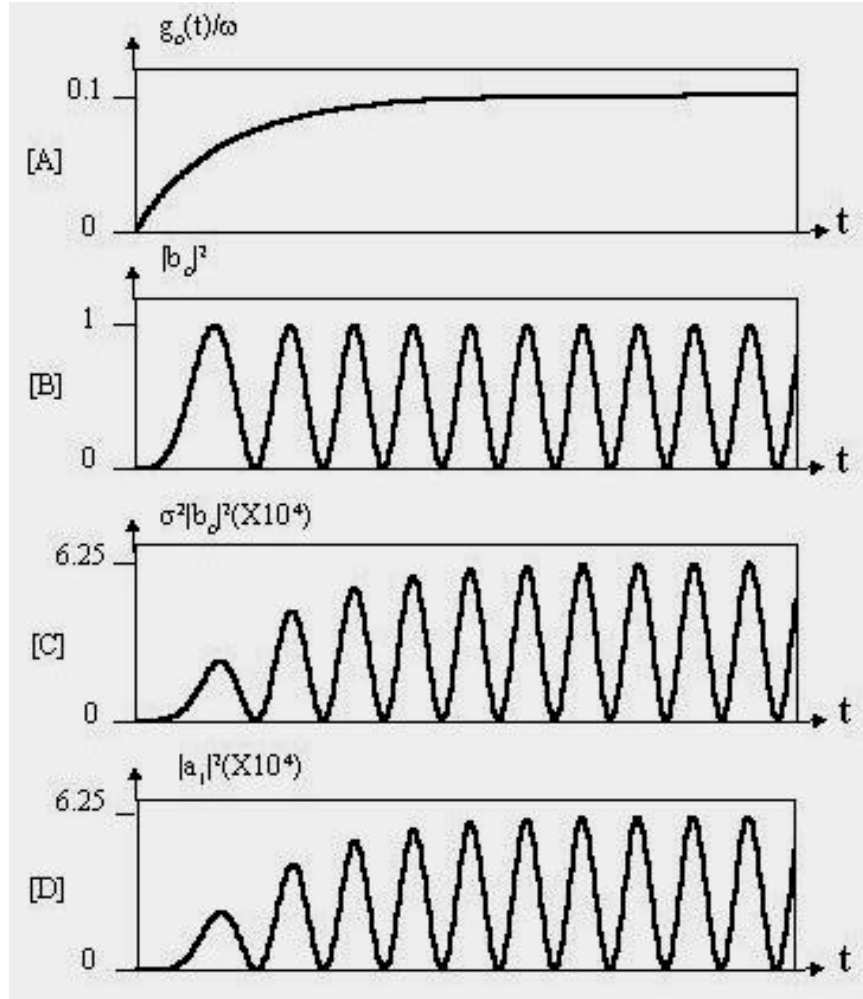


Figure 3. Sample results from numerical integration of eqn. 10, confirming the result obtained analytically via adiabatic following: [A] The rabi frequency g_o as a function of time, normalized to the constant transition frequency, ω . The growth of g_o is slow enough to allow for the adiabaticity condition to remain valid. [B] The corresponding evolution of $|b_0|^2$. [C] The value of $\sigma^2|b_0|^2$, which, according to the analytic solution is expected to be the value of $|a_1|^2$. [D] The value of $|a_1|^2$, which is virtually identical to $\sigma^2|b_0|^2$, thus confirming the analytic solution. The other components (e.g. $|b_{-1}|^2$) not shown here also agree with the analytical solution.