

# Storing unitary operators in quantum states

Jaehyun Kim, Yongwook Cheong, Jae-Seung Lee, and Soonchil Lee

*Department of Physics, Korea Advanced Institute of Science and Technology, Taejon 305-701, Korea*  
(October 30, 2018)

We present a scheme to store unitary operators with self-inverse generators in quantum states and a general circuit to retrieve them with definite success probability. The continuous variable of the operator is stored in a single-qubit state and the information about the kind of the operator is stored in classical states with finite dimension. The probability of successful retrieval is always  $1/2$  irrespective of the kind of the operator, which is proved to be maximum. In case of failure, the result can be corrected with additional quantum states. The retrieving circuit is almost as simple as that which handles only the single-qubit rotations and CNOT as the basic operations. An interactive way to transfer quantum dynamics, that is, to distribute naturally copy-protected programs for quantum computers is also presented using this scheme.

PACS number : 03.67.Lx

Quantum computers store information in quantum states and process it quantum mechanically, which make it possible to solve certain problems much faster than classical computers. The quantum states containing information are generally in superposed or entangled states that have no classical analog, and the quantum-mechanical processing is realized by unitary operations while the processing of a (reversible) classical computer is limited to permutation operations. Recently, schemes to store the processing operation itself in quantum states have been proposed by Preskill [1] in the context of the fault-tolerant quantum computation and by Vidal *et al.* [2] from the point of view of the programmable gate array. In other words, quantum dynamics is stored in quantum states. Storing and retrieving an operation means that a unitary operator  $U$ , which will be applied to a state  $|d\rangle$ , is encoded into a state  $|U\rangle$ , and some operator  $G$  makes the whole state evolve as  $G(|U\rangle \otimes |d\rangle) = |U'\rangle \otimes (U|d\rangle)$ , where  $|U'\rangle$  is some residual state. The most distinguished difference between the program stored in quantum states and the one stored in classical states is that the former is naturally protected from copy or even reading.

The previous works proposed a way to store only the single-qubit rotation about  $z$  axis in a quantum state and retrieve the operation with definite success probability. It might be interesting to see what other operations can be stored in quantum states and how they can be handled. Implementation of operations would be easier when one can store and transfer several different kinds of operations than when one can handle only a few basic operations and the operation of interest has to be decomposed first into a sequence of those basic operations. In this work, we generalize the scheme to store and retrieve arbitrary unitary operators satisfying some conditions and present a way to transfer them.

An arbitrary unitary operator  $U_B(\theta)$  can be written as

$$U_B(\theta) = \exp[-i(\theta/2)B], \quad (1)$$

where the generator  $B$  is a Hermitian operator of arbitrary

dimension, and  $\theta$  is a real number. The number of distinct unitary operators is infinite because  $\theta$  is arbitrary and there are infinitely many different generators. Therefore, it seems that infinitely many resources are required to store arbitrary operators [3]. The number of different kinds of generators we need to handle is finite because the combinations of basic operators, such as the single-qubit rotations and controlled-NOT (CNOT), can make arbitrary unitary operators as well known [4]. Therefore, the whole point of storing a unitary operator is to store a continuous variable  $\theta$  in quantum states. Storing a real number in a digitized state requires an infinitely large resource, whether it is a quantum or classical system. Since quantum system has both the digital and analog characteristics, however, it is possible to store unitary operators in finite resources as shown below, only if we allow the possibility of failure when retrieving. A finite analog system is, in principle, capable of storing real numbers, though there is the question of precision in the operation and measurement in practice.

Consider an operator  $U_B(\theta)$  of an *a priori* known  $B$ . If  $B$  is not only Hermitian but also unitary,  $B$  is self-inverse or  $B^2 = E$  where  $E$  is a unity operator. Product operators [5] including Pauli operators belong to this case, and any Hermitian operator can be expressed as a linear combination of them. Then,  $U_B(\theta)$  is decomposed as

$$U_B(\theta) = \cos(\theta/2)E - i\sin(\theta/2)B. \quad (2)$$

Here,  $U_B(\theta)$  is expressed as a linear combination of two different operators,  $E$  and  $B$ , and the information about  $\theta$  is included in the coefficients. This expression suggests that  $U_B(\theta)$  can be stored in a single-qubit quantum state, say an *angle state*, defined by

$$|\theta\rangle \equiv \cos(\theta/2)|0\rangle - i\sin(\theta/2)|1\rangle. \quad (3)$$

That is, two operators  $E$  and  $B$  are mapped onto the two states  $|0\rangle$  and  $|1\rangle$ , respectively, and the coefficients containing  $\theta$  remain same. Note that this angle state contains only the information about  $\theta$ , not about  $B$  at

all. The information about the mapping of the operators can be stored in additional qubits, as will be discussed soon.

The operator  $U_B(\theta)$  is retrieved from the angle state by using a gate array  $G_B$  that consists of a controlled- $B$  defined by

$$|0\rangle\langle 0| \otimes E + |1\rangle\langle 1| \otimes B, \quad (4)$$

and a single-qubit Hadamard operator  $H$  on the angle state as shown in Fig. 1. Since  $B$  is assumed to be unitary, the controlled- $B$  is also a unitary operator and, therefore, implementable. The total dynamics of the joint state  $|\theta\rangle|d\rangle \equiv |\theta\rangle \otimes |d\rangle$ , where the *data state*  $|d\rangle$  is a multi-qubit state as  $E$  and  $B$  have arbitrary dimension in general, are described in terms of  $G_B$ ,

$$\begin{aligned} G_B|\theta\rangle|d\rangle &= H[\cos(\theta/2)|0\rangle|d\rangle - \imath \sin(\theta/2)|1\rangle B|d\rangle] \\ &= \frac{1}{\sqrt{2}}[|0\rangle U_B(\theta)|d\rangle + |1\rangle U_B(-\theta)|d\rangle]. \end{aligned} \quad (5)$$

A projective measurement of the angle state in the basis  $\{|0\rangle, |1\rangle\}$  will make the data state collapse into either a desired state  $U_B(\theta)|d\rangle$  or a wrong state  $U_B(-\theta)|d\rangle$  with the equal probability. Therefore,  $U_B(\theta)$  stored in the angle state is retrieved in a probabilistic way. In case of failure, the correct state may be obtained by executing  $G_B$  once more with an additional angle state as discussed in Refs. [1,2]. If we measure the angle state after the execution of  $G_B$  on the joint state of a new angle state  $|2\theta\rangle$  and the wrong data state  $U_B(-\theta)|d\rangle$ , it will give the desired state or a new wrong state  $U_B(-3\theta)|d\rangle$  with the equal probability, again. This process can be repeated with the angle state  $|2^m\theta\rangle$  ( $m = 2, 3, \dots$ ) until we get the right result. The average number of the angle states needed for success is given by  $\sum_{m=1}^{\infty} m(1/2)^m = 2$ .

The simplest kind of unitary operators is the single-qubit rotation about  $\alpha$  axis which is written as Eq. (1) with  $B = \sigma_\alpha$  where  $\sigma_\alpha$  is a Pauli operator. In the previous schemes, the angle of rotation was encoded in phase rather than amplitude like ours but they are essentially equivalent for single-qubit operations. One advantage of storing the angle information in amplitude is that the simple mapping in Eq. (3) and the retrieving circuit in Fig. 1 is applicable to any operators having self-inverse generators. In Ref. [2], it is proven that the maximum probability of successfully retrieving the  $z$ -rotation stored in a single-qubit state is  $1/2$ . It is straightforward to extend the proof to the general unitary operators with self-inverse generators in our scheme (see Appendix). Therefore, there exists no scheme with higher probability of retrieval success than ours to store general unitary operators in a single-qubit state.

It would be helpful to discuss what useful operators can be stored in the angle state and present concrete circuits for the gate arrays to retrieve these operators. Consider an  $n$ -bit *coupling operator* given by

$$J_{12\dots n}(\theta) = \exp(-\imath\theta\sigma_{1z}\sigma_{2z}\cdots\sigma_{nz}/2), \quad (6)$$

which belongs to the kind of operators of our interest because  $(\sigma_{1z}\sigma_{2z}\cdots\sigma_{nz})^2 = E$ . The corresponding gate array  $G_{12\dots n}$  is illustrated in Fig. 2. This circuit consists of only  $n$  two-qubit operators and a single-qubit Hadamard operator because the controlled- $\sigma_{1z}\sigma_{2z}\cdots\sigma_{nz}$  is equivalent to the  $n$  controlled- $\sigma_{iz}$  ( $i = 1, 2, \dots, n$ ). Therefore, as can be seen in Fig. 2, there are direct interactions (vertical solid lines) only between the angle qubit and each data qubit and the data qubits have no interactions among them, though  $J_{12\dots n}(\theta)$  itself includes interaction among all qubits. This nice feature would be useful for the quantum computer using a special ‘‘head qubit’’, which moves to mediate interactions between non-interacting qubits [6].

One of the important operators in quantum logic algebra is the *controlled gate* such as the Toffoli gate and phase-shift gate [7]. For example, an  $n$ -bit phase-shift gate  $\text{diag}[1, 1, \dots, 1, e^{\imath\theta}]$  is used in the quantum factoring algorithm. Consider the operator,

$$\exp\left[-\imath\frac{\theta}{2}\left(P_1^- \cdots P_{n-1}^- \sigma_{nz} + \sum_{\alpha_1 \cdots \alpha_{n-1}} P_1^{\alpha_1} \cdots P_{n-1}^{\alpha_{n-1}} E_n\right)\right], \quad (7)$$

where  $\alpha_i$  denotes + or -, and  $P_i^\pm$  are the projection operators  $(E_i \pm \sigma_{iz})/2$  of the  $i$ -th qubit, respectively. In the summation, the case of all  $\alpha_i$ 's being minus is excluded. This operator is equivalent to  $\exp(-\imath\theta\sigma_{nz}/2)$  if all the first  $(n-1)$  data qubits are in the state  $|1\rangle$  and  $e^{-\imath\theta/2}E_n$ , otherwise. Therefore, this is equivalent to the phase-shift gate up to an overall phase. Since  $(P_i^\pm)^2 = P_i^\pm$ ,  $P_i^+ + P_i^- = E_i$ , and  $P_i^+ P_i^- = P_i^- P_i^+ = 0$ , the generator satisfies the self-inverse condition. Therefore, this operator can be stored in the angle state with the corresponding controlled- $B$  given by an  $n$ -bit controlled- $\sigma_{nz}$  which takes the angle qubit and  $(n-1)$  data qubits as control bits and applies  $\sigma_z$  to the  $n$ -th data qubit depending on the state of the control bits.

We have described how a unitary operator with a self-inverse generator can be stored in quantum states, and given the corresponding gate array  $G_B$  that retrieves the operator from the quantum states. The angle state contains the information about  $\theta$ , and the information about the generator  $B$  is included in the circuit  $G_B$  as the controlled- $B$ . The information about the generator is prerequisite for constructing the circuit. Instead of this impractical design, we can store the information about the generator somewhere else and construct a general circuit that interprets that information and execute the corresponding  $G_B$ . Number of generators to consider is finite for finite number of data qubits.

One simple way of constructing the general retrieving circuit is to handle the set of the coupling operators  $J_{ij\dots k}(\theta)$  defined by

$$J_{ij\dots k}(\theta) = \exp(-\imath\theta\sigma_{iz}\sigma_{jz}\cdots\sigma_{kz}/2), \quad (8)$$

where the generator includes a subset of  $n$  spin operators in general. These operators include  $\exp(-i\theta\sigma_{iz}/2)$  and  $J_{12\dots n}(\theta)$  in Eq. (6), and make complete set with NOT gates to produce any unitary operators such as the phase shift gate in Eq. (7). There are  $\sum_{m=1}^n {}_n C_m = (2^n - 1)$  different generators of this kind. They can be stored in a *command state* consisting of  $\log_2 2^n = n$  qubits by mapping the generators onto the eigenstates of the command state. Since the mapping onto the eigenstates is equivalent to using classical bits, one qubit for the angle state and  $n$  classical bits for the command state are all that required to store all of these coupling operators.

The general gate array in Fig. 3 is slightly modified from the gate array  $G_{12\dots n}$  in Fig. 2 to include the command state. For example, if  $J_{1n}(\theta)$  is required to be stored, then the corresponding controlled- $B$  is the multiplication of  $\sigma_{1z}$  and  $\sigma_{nz}$  each of which is controlled by the angle state. Therefore, the angle state contains  $\theta$  and the command state is the binary string  $|10\dots 01\rangle$ , which indicates that only the controlled- $\sigma_{1z}$  and controlled- $\sigma_{nz}$  are to be activated. To make the circuit complete,  $X = \sigma_x$  (NOT gate) should be added per each qubit. Since  $X$  is a fixed operator, one can easily include them in the scheme by employing one more classical bit  $|c_0\rangle$  in the command state. For decoding,  $X_i$  is controlled by  $|c_0\rangle$  as well as  $|c_i\rangle$  ( $i = 1, 2, \dots, n$ ), which is nothing but the Toffoli gate operation. Consequently,  $(n + 1)$  classical bits and one qubit are used to store any operators in the form of  $J_{ij\dots k}(\theta)$  and  $X_i$  which can build up arbitrary unitary operators. The circuit is almost as simple as that which handles only the single-qubit rotations and CNOT.

This scheme of storing and retrieving quantum operations can be used to distribute naturally copy-protected programs for quantum computers. A programming of a quantum algorithm means the process of decomposing the unitary operation required by the algorithm into a sequence of basic operations. The more basic operations we have, the easier to program. A program can be stored either in classical states or quantum states. If a program is stored in quantum states, it can neither be copied nor read and only probabilistically retrievable. One way to distribute a quantum program is as follows. Suppose that Alice has her operator programmed in the form of a sequence of the basic operators. Then, (i) Alice stores the first basic operator of the sequence in the angle and command states, and sends them to Bob, (ii) Bob performs the gate array of Fig. 3, and tell Alice the measurement result – whether the operation has succeeded or not, (iii) Alice sends to Bob the new angle state in case of failure or the next operator of the sequence when succeeded, and (iv) they repeat (ii) and (iii) until the last operator of the sequence is transferred. Although there is possibility of failure in each operation transfer, it can always be corrected and the average number of the angle states necessary for successful operation is only two. This is an interactive distribution scheme where Alice and Bob have to communicate with each other during the transfer to guarantee the successful operation.

In conclusion, we have shown that the unitary operators with self-inverse generators can be stored in a quantum state and retrieved exactly by encoding the continuous variable into the probability amplitude of the state, at the cost of possible failure. This probabilistic feature is the cost we have to pay to store a real number in a quantum state of finite dimension, even which is impossible in classical systems. Utilizing the circuits for the coupling operators and storing the information about the generators in classical states of finite size, it is possible to store and retrieve arbitrary operators (including such ones having non-self-inverse generators), and the general retrieving circuit is very simple.

This work was supported by NRL Program, electron spin science center, and BK21 Project.

## APPENDIX:

Any scheme to store the quantum operation  $U(\theta) = \exp[+i(\theta/2)B]$  of a fixed, self-inverse generator  $B$  in the quantum states can be described by a unitary transformation,

$$G(|U_\theta\rangle \otimes |d\rangle) = \sqrt{p_\theta^d} |\tau_\theta^d\rangle \otimes U(\theta)|d\rangle + \sqrt{1 - p_\theta^d} |\chi_\theta^d\rangle, \quad (\text{A1})$$

where  $|U_\theta\rangle$  is the *program state* containing the information about the operation and  $|d\rangle$  is the data state.  $G$  transforms the total state into the sum of the product of some residual state  $|\tau_\theta^d\rangle$  and the desired state  $U(\theta)|d\rangle$  with success probability  $p_\theta^d$  and the failed state  $|\chi_\theta^d\rangle$  with probability  $1 - p_\theta^d$ . To distinguish success from failure by measurement, it should be satisfied that  $\langle \tau_\theta^d | \chi_{\theta'}^d \rangle = 0$  for all  $d, d', \theta$ , and  $\theta'$ .

Suppose that  $|d\rangle$  is an  $n$ -qubit state and  $N = 2^n$ . The data state  $|d\rangle$  is expanded by the computational basis as  $|d\rangle = \sum_{k=0}^{N-1} c_k |k\rangle$ , where  $c_k$  is the complex coefficient that satisfies the normalization condition. Then, Eq. (A1) is rewritten as

$$G\left(\sum c_k |U_\theta\rangle |k\rangle\right) = \sum c_k \left[ \sqrt{p_\theta^k} |\tau_\theta^k\rangle U(\theta)|k\rangle + \sqrt{1 - p_\theta^k} |\chi_\theta^k\rangle \right], \quad (\text{A2})$$

where product sign  $\otimes$  between the program and data states is omitted for simplicity. This implies that  $p_\theta^d$  and  $|\tau_\theta^d\rangle$  do not depend on  $|d\rangle$  because RHS's of Eqs. (A1) and (A2) must be same for all  $|d\rangle$ . Now,  $p_\theta^d$  and  $|\tau_\theta^d\rangle$  will be denoted by  $p_\theta$  and  $|\tau_\theta\rangle$ , respectively.

The one-qubit program state can be also expanded by  $|U_\theta\rangle = \alpha(\theta)|\underline{0}\rangle + \beta(\theta)|\underline{\pi}\rangle$ , where  $\alpha(\theta)$  and  $\beta(\theta)$  are complex function satisfying the normalization condition  $\langle U_\theta | U_\theta \rangle = 1$ , and  $|\underline{0}\rangle$  and  $|\underline{\pi}\rangle$  are the program states corresponding to the operations  $E$  and  $B$ , respectively. For any working scheme  $G$ , there always exist the program

states for  $\theta = 0$  and  $\theta = \pi$ . These states correspond to  $E$  and  $B$ , respectively, because  $U(\theta) = \exp[+i(\theta/2)B] = \cos(\theta/2)E + i\sin(\theta/2)B$ ,  $U_\theta = E$  for  $\theta = 0$ , and  $U_\theta = B$  for  $\theta = \pi$  (up to an overall phase). Therefore, we can always expand  $|U_\theta\rangle$  by the linear combination of  $|\underline{0}\rangle$  and  $|\underline{\pi}\rangle$ , which are not necessarily orthonormal to each other. Again, Eq. (A1) is expressed as

$$\begin{aligned} G[\alpha(\theta)|\underline{0}\rangle|d\rangle + \beta(\theta)|\underline{\pi}\rangle|d\rangle] = \\ \alpha(\theta) \left[ \sqrt{p_0}|\tau_0\rangle E|d\rangle + \sqrt{1-p_0}|\chi_0^d\rangle \right] \\ + \beta(\theta) \left[ \sqrt{p_1}|\tau_1\rangle B|d\rangle + \sqrt{1-p_1}|\chi_1^d\rangle \right], \end{aligned} \quad (\text{A3})$$

for all  $|d\rangle$ . Therefore, all  $|\tau_\theta\rangle$ ,  $|\tau_0\rangle$ , and  $|\tau_1\rangle$  are same with  $|\tau\rangle$  not depending on  $|d\rangle$ , and

$$\sqrt{p_\theta}U(\theta) = \alpha(\theta)\sqrt{p_0}E + \beta(\theta)\sqrt{p_1}B. \quad (\text{A4})$$

This means that  $\alpha(\theta) = \sqrt{p_\theta/p_0} \cos(\theta/2)$  and  $\beta(\theta) = \sqrt{p_\theta/p_1} \sin(\theta/2)$ . The remaining part of the proof is same with that of Ref. [2]. The maximum probability of success is  $1/2$ , which is achieved by our scheme.

- 
- [1] J. Preskill, Proc. R. Soc. London, Ser A **454**, 385 (1998).
  - [2] G. Vidal, L. Masanes, and J. I. Cirac, e-print quant-ph/0102037.
  - [3] M. A. Nielsen and I. L. Chuang, Phys. Rev. Lett. **79**, 321 (1997).
  - [4] A. Barenco *et al.*, Phys. Rev. A **52**, 3457 (1995).
  - [5] O. W. Sørensen, G. W. Eich, M. H. Levitt, G. Bodenhausen, and E. Ernst, Prog. Nucl. Magn. Reson. Spectrosc. **16**, 163 (1983).
  - [6] J. I. Cirac and P. Zoller, Nature (London) **404**, 579 (2000).
  - [7] See, for example, M. A. Nielsen and I. L. Chuang, *Quantum Computation and Quantum Information* (Cambridge University Press, Cambridge, 2000).

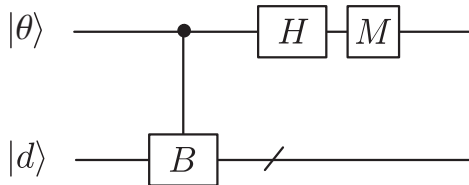


FIG. 1. The general gate array  $G_B$  that retrieves  $U_B(\theta)$  of a fixed generator  $B$  from the angle state  $|\theta\rangle$ .  $H$  is a Hadamard operator and  $M$  represents a projective measurement in the basis  $\{|0\rangle, |1\rangle\}$ . The short diagonal line on the bottom line represents that the data state  $|d\rangle$  consists of several qubits.

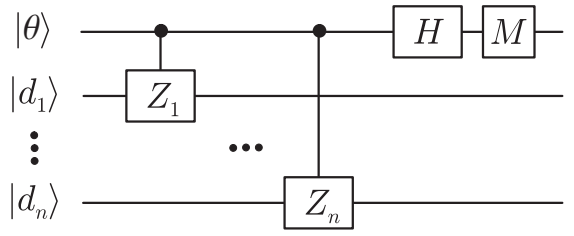


FIG. 2. The gate array  $G_{12\dots n}$  for the  $n$ -bit coupling operator  $J_{12\dots n}(\theta)$ .  $Z_i$  represents  $\sigma_z$  for the  $i$ -th data qubit.

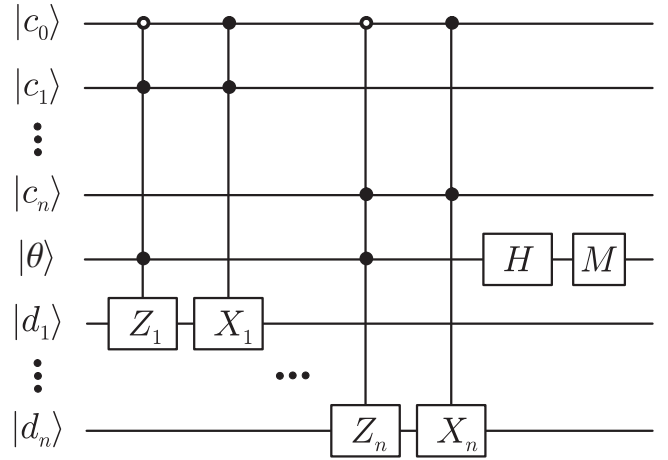


FIG. 3. The general gate array handling a set of basic operators,  $J_{ij\dots k}(\theta)$  and  $X_i$ .