

Quantum memory for individual polarization photon

Guo-Ping Guo*, Guang-Can Guo

Key Laboratory of Quantum Information, University of Science and Technology of China, Chinese Academy of Science, Hefei, Anhui, P. P. China, 230026

Here we present an experimentally feasible quantum memory for individual polarization photon with long-lived atomic ensembles excitations. Based a process similar to teleportation, the memory is reversible. And the storage information can be effortlessly read out and transferred back to photon. Although it succeeds with only a probability of 1/4, it is expected valuable in various quantum information processing, especially those cases where polarized photons are employed. The physical requirements are moderate and fit the pretest technique.

PACS number(s): 03.65.Ud, 03.67.-a, 42.50.Gy. 42.50.-p

Quantum information theory has been rapidly developed in recent years for its promise to the absolutely secure transmission of secret messages and the faithful transfer of unknown quantum states. Now it has been realized that quantum memory is very valuable, or even absolutely necessary in various quantum information applications such as quantum dense coding [1], quantum secret sharing [2–6], quantum data hiding [7,8], and long distance quantum communication [9]. The employment of quantum memory can also greatly improve some quantum key distribution schemes efficiencies [10]. For example, the BB84 protocol can be modified to be 100% efficient, when we can take a procedure of making measurements after the announcement of bases [11].

As photonic channel appears to be the most attractive candidate for the physical implementation of quantum communication, a quantum memory for individual polarization photon will be significance. However most previous quantum memory protocols need to employ uncommon High Q cavity [12]. Recently, it has been noted that the emission of a photon in the forward direction is correlated with an atomic ensemble symmetric mode excitation [9]. In paper [13], we have proposed a quantum memory protocol to store individual polarization photon with atomic ensembles. The protocol is argued as one application of a novel state combining the atomic ensemble collective states and individual photon polarization states. Basically due to the depolarization from collisions, the storage time in the atomic ensemble collective states can be about $10ms$ to $1s$. However the above scheme is based on the Raman process. Thus to obtain an efficient information storage, an unusual photon non-demolition measurement device is needed, to cope with the randomness for the producing of Stokes photon.

Here we propose a reversible quantum memory scheme for individual polarization photons, which is well based on the atomic ensemble anti-Raman process. As there is no random for the generation of anti-Stokes photon, no photon non-demolition measurement device is required in the present quantum memory protocol. The quantum memory can be divided into three stages: (i) initial preparation of the memory. In this stage, two pairs of atomic ensembles are prepared into an effective entangled state through Raman process. (ii) storage of a single photon polarization state conditioned to a Bell measurement. Through a procedure similar to teleportation, the state of the incoming photon is probably teleported to the atomic ensembles. (iii) manipulation and read out of this state. As the atomic ensembles collective excited modes can be effortlessly transferred to photon modes, the stored quantum information can be efficiently manipulated and read out in the present reversible quantum memory. Although the protocol only succeeds with a probability of 1/4, it can be still worthiness in many applications where quantum memory is absolutely necessary. The physical requirements are moderate and fit the present-day experimental techniques.

The basic elements of our system are two pairs of ensembles, A1, A2 and B1, B2, of alkali atoms with the relevant level structure as shown in Fig. 1. A pair of metastable low states $|g\rangle$ and $|s\rangle$ correspond to Zeeman sublevels of the electronic ground state of alkali-metal atoms. Its experimental realization can be either a room-temperature atomic gas or a sample of cold trapped atoms where long lifetimes for the relevant coherence has been both observed [14–16]. To facilitate enhanced coupling to light, the atomic medium is preferably optically thick along one direction [14–16]. This can be achieved either by working with a pencil-shaped atomic sample or by placing the sample in a low-finesse ring cavity [17,18].

For these ensembles, we can define an operator $S = (1/\sqrt{N_a}) \sum_{i=1}^{N_a} |g\rangle_i \langle s|_i$, where $N_a \gg 1$ is the total atom number in one ensemble. All atoms are initially prepared through optical pumping to the ground state $|g\rangle$, which is effectively the vacuum state $|0\rangle_a = \otimes_i |g\rangle_i$ of the operator S . Illuminated with a short off-resonant laser pulse to induce atom Raman transition into state $|s\rangle$, atomic ensemble will have a probability p to be excited to the symmetric collective

*Electronic address: harryguo@mail.ustc.edu.cn

atomic mode S , and result in the state $S^\dagger |0\rangle_a = (1/\sqrt{N_a}) \sum_{i=1}^{N_a} |s\rangle_i = |S\rangle$. Uniquely correlated with this ensemble excited mode, a forward-scattered Stokes photon will be emitted out from the ensemble, which is *co*-propagating with the pump light. For a short light-atom interaction time t_Δ , the probability for this Raman process $p \ll 1$. The probability for the ensemble to have more than one excitation is exceeding small and can be neglected.

When we re-pump an ensemble in the excitation mode S with an anti-pump pulse, the ensemble excitation mode will be transformed into an optical excitation mode. And the excited ensemble will emit out an anti-Stokes photon in horizontal polarization mode a_h^+ within the anti-Raman process. Due to the collectively enhanced coherent interaction, such transfer can be almost 100% efficient, which has been demonstrated both in theory [19] and in experiments [15,16]. Thus there is no random for the generation of anti-Stokes photon in mode a_h^+ .

In the first stage of the present quantum memory, we firstly illuminate the two pairs of ensembles A1, A2 and B1, B2 in ground state respectively with a short off-resonant laser pulse to prepare them into the state $(S_{A1}^+ + S_{A2}^+) |0\rangle_a$ and $(S_{B1}^+ + S_{B2}^+) |0\rangle_a$. Following the discussing of the reference [9,20], the two ensembles A1, A2 or B1, B2 are pencil-shaped, and illuminated by the synchronized classical pumping pulses as shown in Fig. 2. After filtering out the pumping light with frequency selective filter, the forward-scattered Stokes pulses are collected and coupled to optical channels. The pulses after the transmission channels interfere at a 50%-50% beam splitter (BS), with the outputs detected respectively by two single-photon detectors D1 and D2. If there is a click in D1 or D2, the two ensembles M1 and M2 are successfully prepared into the state $(S_{M1}^+ + e^{i\Phi} S_{M2}^+) |0\rangle_a$. Here M represents A pair or B pair of two ensembles. And Φ denotes an unknown but fixed difference of the phase between the two ensembles. Otherwise, we first apply a re-pump pulse (to the transition $|s\rangle \rightarrow |e\rangle$) to the two ensembles, to set them back to the vacuum ground state. Then the same classical laser pulses as the first round are applied to the ensembles to induce the transition $|g\rangle \rightarrow |e\rangle$. The forward-scattering Stokes pulses are similarly detected after the beam splitter. The process is repeated until finally we have a click in the detector D1 or D2. Then the two ensembles are prepared in the state $|\Psi\rangle_{M1,M2} = (S_{M1}^+ + S_{M2}^+) |0\rangle_a$, with M represents A pair or B pair of two ensembles. Without loss of generality, we have neglected the fixed phase Φ [9]. Thus the four ensembles can be written in the product state (which is unnormalized)

$$(S_{A1}^+ + S_{A2}^+)(S_{B1}^+ + S_{B2}^+) |0\rangle_a, \quad (1)$$

where $|0\rangle_a$ is the total vacuum state of the whole system. We will see later that this state can effectively act similarly as EPR state $\frac{1}{\sqrt{2}}(S_{A1}^+ S_{B2}^+ + S_{A2}^+ S_{B1}^+) |0\rangle_a$ in the present protocol. These four atomic ensembles in the state (1) form the quantum memory for individual polarization photon.

When the polarization photon needed recording comes, we anti-pump the ensembles A1 and B1 in turn to transfer their excitation mode to the anti-Stokes photon polarization mode a_h^+ . This forward-scattering anti-Stokes photon and the incoming photon are then measured with a Bell states analyzer as shown in Fig. 3. The $\lambda/2$ plate between the two ensembles is employed to rotate the polarization modes of anti-Stokes photon emitted from the A1 ensemble, where λ is the wavelength of the anti-Stokes photon. Its function can be denoted by operator $P = (a_h^\dagger a_v + a_v^\dagger a_h)/\sqrt{2}$ with h (v) represents the horizontal (vertical) polarization mode. The anti-Stokes photons transferred from two ensembles A1 and B1, the residual two ensembles A2 and B2, and the incoming photon can be easily written in the total state (which is unnormalized)

$$(a_v^\dagger + S_{A2}^+)(a_h^\dagger + S_{B2}^+)(\alpha a_h^+ + \beta a_v^+) |0\rangle, \quad (2)$$

where $|0\rangle$ is the vacuum state of the total system. In the Bell states analyzer [21], the polarizing beam splitter (PBS) reflects vertical photons and transmits horizontal photons. The two $\lambda/2$ plates in this analyzer are employed to rotate the polarization of the Stokes, which transfers the a_h^+ mode photon into $(a_h^+ + a_v^+)/\sqrt{2}$ and a_v^+ mode photon into $(a_h^+ - a_v^+)/\sqrt{2}$. Here λ is again the wavelength of anti-Stokes photon. After the operations of the Bell states analyzer, the system total state is transformed into the following form (which is unnormalized):

$$(a_{D_h^d}^+ - a_{D_v^d}^+ + 2S_{A2}^+)(a_{D_h^u}^+ + a_{D_v^u}^+ + 2S_{B2}^+)(\alpha(a_{D_h^d}^+ + a_{D_v^d}^+) + \beta(a_{D_h^u}^+ - a_{D_v^u}^+)) |0\rangle. \quad (3)$$

Here $a_{D_l^p}^+$ represents the photon mode before the detector D_l^p , with $p = u, d$ and $l = h, v$.

It can be easily seen from the state form (3) that there is a probability of 1/4 to have coincidence clicks between two detectors D_h^u and D_h^d or D_v^u and D_v^d . In this case, the two detectors detect three or two photons, and the residual two atomic ensembles A2 and B2 are correspondingly projected into vacuum state or $(\alpha S_{A2}^+ + \beta S_{B2}^+) |0\rangle$. Similarly, there is a probability of 1/4 to have coincidence clicks between two detectors D_h^u and D_v^d or D_v^u and D_h^d . And then the residual two atomic ensembles A2 and B2 are projected with an equal probability into vacuum state or $(\alpha S_{A2}^+ - \beta S_{B2}^+) |0\rangle$.

When the detectors can distinguish one photon from two, we can exclude those cases that the two ensembles A2 and B2 remain in vacuum state. Thus up to a Pauli operation, the state of the input photon can be faithfully teleported to the two residual ensembles A2 and B2 with a total probability of 1/4. Otherwise, post-select measurements are needed for the present quantum memory.

Obviously, we can conveniently manipulate and readout the storage information when we transfer the S mode excitations to optical excitations. Anti-pumping the two ensembles A2 and B2 in turn as the storage procedure, we can almost 100% efficiently transfer the quantum information stored in these two ensembles to the produced anti-Stokes photon. Thus the present protocol can be argued as a reversible quantum memory. The quantum information can be probably transferred from individual photon to atomic ensembles. After storage, the information can be faithfully transferred back to individual photon. There are two reasons that the present quantum memory for individual polarization photon only succeeds with a probability of 1/4. Firstly, the four ensembles are prepared in product state (1), which only acts effectively as EPR state $\frac{1}{\sqrt{2}}(S_{A1}^+ S_{B2}^+ + S_{A2}^+ S_{B1}^+) |0\rangle_a$ with a post selection probability of 1/2. Secondly, we can only have in-complete Bell measurements with linear optics. However, this probability quantum memory for individual polarization photon can be still valuable for the cases that quantum memory is absolutely necessary.

As the incoming state is teleported to the storage qubit in this memory procedure, the photon wanted recording and the two storage ensembles doesn't directly interact with each other. The fidelity of the four ensembles product state and the precision of the Bell states measurements will directly effect the fidelity of the present quantum memory. The memory fidelity is defined as $F = |\langle \Phi | \Psi \rangle|^2$ with $|\Phi\rangle$ and $|\Psi\rangle$ represent the incoming photon state and the two ensembles storage state respectively. In view of noise in the preparing of the four ensembles product state, they are in fact in the state (unnormalized)

$$\rho = (c_1 |0\rangle_{A1,A2} \langle 0| + |\Psi\rangle_{A1,A2} \langle \Psi|) \otimes (c_2 |0\rangle_{B1,B2} \langle 0| + |\Psi\rangle_{B1,B2} \langle \Psi|), \quad (4)$$

where the small vacuum coefficient c_1 and c_2 are determined by the dark count rates of the photon detectors. It can be easily seen that this modified state only effects the memory efficiency and makes the present quantum memory need post-selection measurements. In fact, the noise caused by the single-photon detectors dark count is very small since the dark count probability is about 10^{-5} in a typical detection time window $0.1\mu s$. We can also safely neglect the Bell state measurements noise caused by the single-photon detectors dark count. To make precision Bell state measurements, we should still assume that the anti-Stokes photons and the incoming photon interfere at the polarization beam splitter (PBS) of the Bell states analyzer. This may be the most rigorous requirement for the present quantum memory protocol.

In conclusion, we have proposed a reversible quantum memory to store individual polarization photon states in the long-lived atomic ensemble excitations, which succeeds with a probability of 1/4. Different from the prior schemes, the present quantum memory is based on atomic ensemble anti-Stokes process. No uncommon single photon non-demolition measurement device or high Q cavity is needed. In addition, the storage information can be effortlessly manipulated, read out, and transferred back to photon. This quantum memory involves only laser manipulation of atomic ensembles, (polarization) beam splitter, and single-photon detectors with moderate efficiencies. Its experiment implementation is currently in progress in our laboratory.

This work was funded by National Fundamental Research Program(2001CB309300), National Natural Science Foundation of China, the Innovation funds from Chinese Academy of Sciences, and also by the outstanding Ph. D thesis award and the CAS's talented scientist award entitled to Luming Duan.

- [1] C. H. Bennett and S. J. Wiesner, Phys. Rev. Lett. 69, 2881(1992).
- [2] W. Tittel, H. Zbinden, and N. Gisin, Phys. Rev. A 63, 042301 (2001).
- [3] D. Gottesman, Phys. Rev. A 61, 042311 (2000).
- [4] G. P. Guo, G. C. Guo, quant-ph/0212056, to appear in Phys. Lett. A.
- [5] A. Karlsson, M. Koashi, and N. Imoto, Phys. Rev. A 59, 162 (1999).
- [6] R. Cleve, D. Gottesman, and H. K. Lo, Phys. Rev. Lett. 83, 648 (1999).
- [7] B. M. Terhal, D. P. Divincenzo, and D. W. Leung, Phys. Rev. Lett. 86, 5807 (2001).
- [8] G. P. Guo, G. C. Guo, in prepare.
- [9] L. M. Duan, M. D. Lukin, J. I. Cirac and P. Zoller, Nature 414, 413 (2001).

- [10] G. P. Guo, C. F. Li, B. S. Shi, J. Li and G. C. Guo, Phys. Rev. A 64, 042301 (2001).
- [11] C. H. Bennett, and G. Brassard, *Advances in Cryptology: Proceedings of Crypto84*, August 1984, Springer-Verlag, p.475.
- [12] J. M. Raimond, M. Brune and S. Haroche, Rev. of Mod. Phys. 73, 565 (2001).
- [13] G. C. Guo, G. P. Guo, quant-ph/0206041.
- [14] J. Hald, *et. al.* , Phys. Rev. Lett. 83, 1319 (1999).
- [15] D. F. Phillips, *et. al.* , Phys. Rev. Lett. 86, 783 (2001).
- [16] C. Liu, Z. Dutton, C. H. Behroozi, L. V. Hau, *Nature* 409, 490 (2001).
- [17] A. Kuzmich, *et. al.* , Europhys. Lett. A 42, 481 (1998).
- [18] J. F. Roch, *et. al.* , Phys. Rev. Lett. 78, 634 (1997).
- [19] M. Fleischhauer, *et. al.* , Phys. Rev. Lett. 84, 5094 (2000).
- [20] L. M. Duan, Phys. Rev. Lett. 88, 170402 (2002).
- [21] G. P. Guo, G. C. Guo quant-ph/0208071.

Figure Captions:

Figure 1: The relevant level structure with $|g\rangle$, the ground state, $|e\rangle$, the excited state, and $|s\rangle$ the metastable state for storing a qubit. The transition $|g\rangle \rightarrow |e\rangle$ is coupled by the classical laser (the pump light) with Rabi frequency Ω , and the forward-scattered Stokes light comes from the transition $|e\rangle \rightarrow |s\rangle$, which is right-handed rotation. For convenience, we assume off-resonant coupling with a large detuning Δ .

Figure 2: Illuminate the M pair of ensembles M1 and M2 with synchronized classical pumping pulses, where $M = A, B$. The forward-scattered Stokes pulses are collected and coupled to optical channels after the filters, which are frequency selective to filter the pumping light. The pulses after the transmission channels interfere at a 50%–50% beam splitter (BS), with the outputs detected respectively by two single-photon detectors D1 and D2.

Figure 3. Schematic setup for the quantum memory procedure. The $\lambda/2$ plate between the two ensembles is employed to rotate the horizontal polarization mode anti-Stokes photon into vertical mode. Anti-pump the ensembles A1 and B1 in turn. After filtering out the anti-pumping light, the forwarding-scattering anti-Stokes photon and the incoming photon needing recording are measured with a Bell states analyzer. This analyzer can divide the four Bell states into three class: $\{|\Phi\rangle^+ = \frac{1}{\sqrt{2}}(a_h^+ a_h^+ + a_v^+ a_v^+) |0\rangle\}$, $\{|\Phi\rangle^- = \frac{1}{\sqrt{2}}(a_h^+ a_h^+ - a_v^+ a_v^+) |0\rangle\}$ and $\{|\Psi\rangle^\pm = \frac{1}{\sqrt{2}}(a_h^+ a_v^+ \pm a_v^+ a_h^+) |0\rangle\}$. The two half-wave plates in this analyzer are employed to transfers the a_h^+ mode photon into $(a_h^+ + a_v^+)/\sqrt{2}$ and a_v^+ mode photon into $(a_h^+ - a_v^+)/\sqrt{2}$.

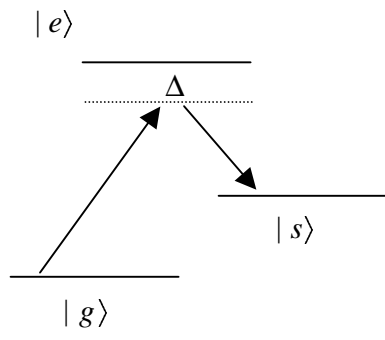


Fig. 1 Guo

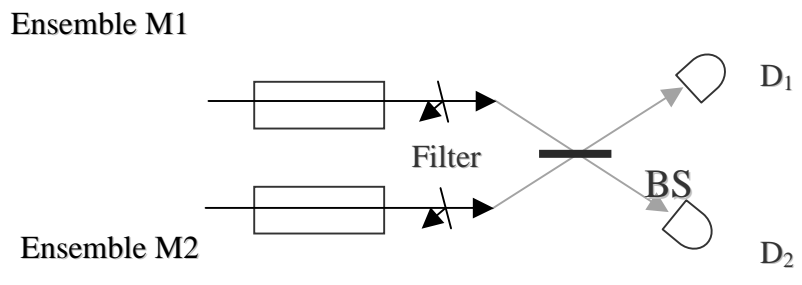


Fig. 2 Guo

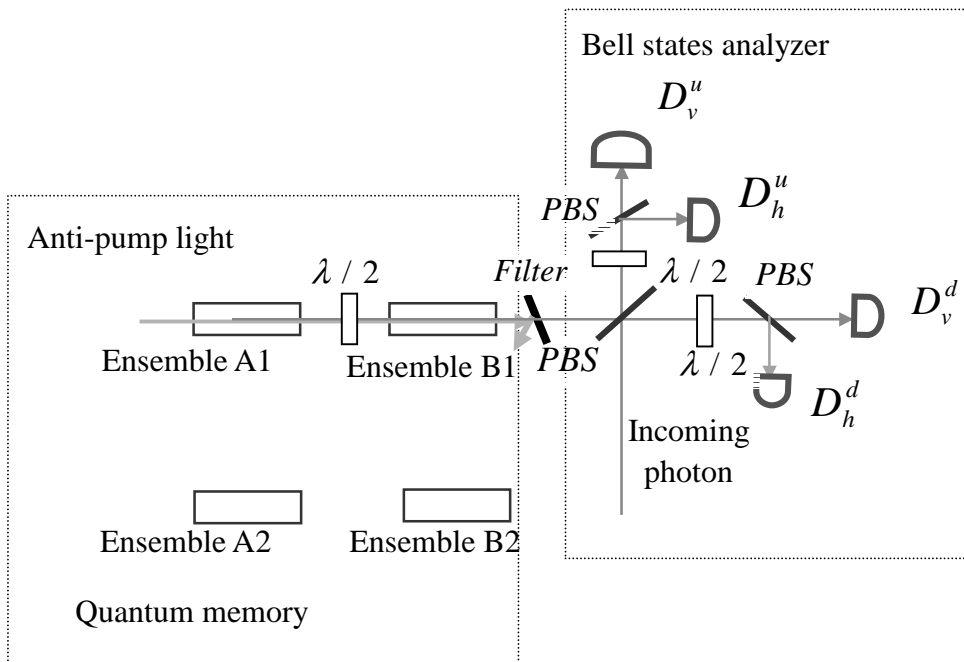


Fig. 3 Guo