

Non-adiabatic geometrical quantum gates in semiconductor quantum dots

Paolo Solinas,* Paolo Zanardi,[†] Nino Zanghì,* and Fausto Rossi^{†,‡}

* *Istituto Nazionale di Fisica Nucleare (INFN) and Dipartimento di Fisica, Università di Genova, Via Dodecaneso 33, 16146 Genova, Italy*

[†] *Institute for Scientific Interchange (ISI), Viale Settimio Severo 65, 10133 Torino, Italy*

[‡] *Istituto Nazionale per la Fisica della Materia (INFM) and Dipartimento di Fisica, Politecnico di Torino, Corso Duca degli Abruzzi 24, 10129 Torino, Italy*

(Dated: October 31, 2018)

In this paper we study the implementation of non-adiabatic geometrical quantum gates with in semiconductor quantum dots. Different quantum information encoding/manipulation schemes exploiting excitonic degrees of freedom are discussed. By means of the Aharonov-Anandan geometrical phase one can avoid the limitations of adiabatic schemes relying on adiabatic Berry phase; fast geometrical quantum gates can be in principle implemented.

PACS numbers:

I. INTRODUCTION

The Holonomic Quantum Computation proposal (HQC) [1] recently led to a number of investigations [2] aimed to assess its feasibility. At variance with “ordinary” dynamical quantum gates the Holonomic ones depend only on geometrical features (i.e. the angle swept by a vector on a sphere) of a suitable quantum control process. It has been argued that HQC might lead to computational schemes more robust against some class of errors. Despite this crucial property has not been clearly demonstrated so far (for a critical view see e.g., [3]), HQC surely provides a sort of an intermediate step towards topological quantum computing [4, 5] The latter represents an intriguing and ambitious paradigm for inherently fault-tolerant QC.

Many proposals for practical HQC follow the adiabatic approach [2]; it consists in changing the Hamiltonian parameters in order to produce a loop in the Hamiltonian space ($H(0) = H(T)$). For an adiabatic evolution if we start from an eigenstate $|n(0)\rangle$ of $H(0)$ with eigenvalue $E_n(0)$, during the evolution we remain in the instantaneous eigenvector $|n(t)\rangle$ of $H(t)$ with eigenvalue $E_n(t)$. At the end of the loop the state will differ by the initial state only for a phase factor (Berry phase). If the eigenstate is degenerate we end in a superposition of the degenerate states and then we have a non-Abelian holonomic operator [6].

On the other hand it is well-known that the major obstacle against the practical realization of quantum information processing (QIP)[7] is provided by the detrimental interaction with environmental degrees of freedom. This interaction results, typically in a extremely short time, in the destruction of the quantum coherence of the information-encoding quantum state, that in turns spoils the computation [7]. It follows that for QIP purposes it is very important to have fast logical gates to be able to realize numerous logical operations within decoherence time.

The fact that we have to change parameters slowly it is therefore an obvious drawback of the adiabatic approach.

Then the possibility of have geometrical gate without the adiabatic limitation looks very appealing.

In 1987 Aharonov and Anandan (A-A) [8] showed that there is a additional geometrical phase factor for *all* the cyclic evolution of the states (not only for the adiabatic ones). The A-A phase is a generalization of Berry phase and we recover this when the adiabatic condition is restored. Recently some proposal for non-adiabatic geometrical gates have been made [9].

In this paper we shall propose a universal set of non-adiabatic geometrical gates using excitonic states in semiconductor quantum dots. The schemes here below illustrated rely on on the physical setup analyzed in Refs [10] and on the abstract geometrical structure of Ref. [11].

II. EXCITON- NO EXCITON QUBIT

In Ref. [12] it has been shown how excitonic states in a quantum dot can be used to perform universal QIP. The logical states were the ground state $|G\rangle$ and the excitonic state $|E\rangle$ and they were driven by *all-optical* control (with ultra-fast laser). Even if the decoherence time in this system is quite short the ultra-fast laser technology used for the coherent manipulations allows, in principle, to perform a large number of operations.

Let us start by showing how the scheme by Qi et al. [11] can be applied in this semiconductor context. We have a two-level system ($\hbar = 1$ and ω_0 energy separation) interacting with a laser field (radiation-matter interaction) and then the interaction Hamiltonian can be written

$$H_{int} = -[\Omega e^{-i\omega_L t - \phi} |E\rangle\langle G| + h.c.] \quad (1)$$

In a rotating frame (with precession frequency ω_L) the total Hamiltonian is (using ‘spin’ formalism) $H_R = \mathbf{B} \cdot \vec{\sigma}$, with $\mathbf{B} = (\Omega \cos \phi, \Omega \sin \phi, \frac{\omega_0 - \omega_L}{2})$ and $\vec{\sigma} = (\sigma_x, \sigma_y, \sigma_z)$. This is the Hamiltonian presented in Ref. [11] and then we can obtain the same gates. With $\mathbf{B} \neq 0$ the ‘spin’ will

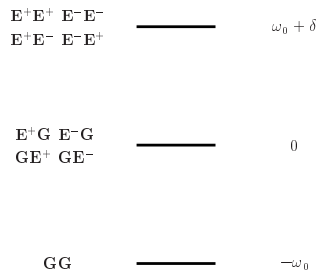


FIG. 1: Energy levels for two coupled dots with dipole-dipole interaction. δ is the biexcitonic shift.

precede on the Bloch sphere on a plane orthogonal to \mathbf{B} according the Bloch's equations.

Following Ref. [11] is easy to see that – by choosing the laser parameters (phase and frequencies) in a suitable way – one can produce a sequence of laser pulse that enact a loop on the Bloch sphere; the final state will acquire a geometrical phase independently of the velocity during the traversed loop (no adiabatic approximation). The final operator depends on the angle swept on the sphere by the state vector during the evolution. With a sequence of two π -pulses we can obtain two single qubit gates. First we take $\omega_L \neq \omega_0$ (off-resonant laser) and then produce two π -pulses with different phase (i.e. $\Delta\phi = \pi$) and obtain the following gate :

$$\begin{aligned} |0\rangle &\rightarrow \cos\gamma|0\rangle - \sin\gamma|1\rangle \\ |1\rangle &\rightarrow \cos\gamma|1\rangle + \sin\gamma|0\rangle \end{aligned} \quad (2)$$

where γ is half the angle swept by the vector on the Bloch sphere and it depends on the gate parameters (i.e. the laser frequency) $\gamma = 2 \arctan(2\Omega/(\omega_0 - \omega_L))$.

For a *selective phase* gate we have resonant condition ($\omega_0 = \omega_L$) and produce two π -pulses with opposite phase ($\phi_1 = -\phi_2 = \phi_0$) and we have

$$\begin{aligned} |0\rangle &\rightarrow e^{i\tilde{\gamma}} |0\rangle \\ |1\rangle &\rightarrow e^{-i\tilde{\gamma}} |1\rangle \end{aligned} \quad (3)$$

where $\tilde{\gamma} = 2\phi_0$.

We note that the dynamical phase factor in standard geometric quantum computation must be eliminate with several adiabatic loop in order to let the phase factor cancel each other. In this model it does not appear because the motion on the Bloch sphere is on a plane orthogonal to \mathbf{B} and so it can be easily shown that $\langle\psi|H|\psi\rangle = 0$ and the dynamical phase factor is zero. Of course this geometric gates are much faster than the adiabatic one [10] which had the limitation of the slow change of parameters.

This kind of geometrical manipulation of excitonic-encoded information should be easier to implement and to verify experimentally, because they are just produced by a sequence of π -pulses with constant parameters (frequency or phase of the laser) with just one laser instead of

three lasers in which change the intensity and the phase during the evolution.

For the two-qubit gate we have to exploit qubit-qubit interaction in order to construct non-trivial operators; then every system has different implementation of such gates. Since we work with semiconductor excitons we use exciton-exciton dipole interaction.

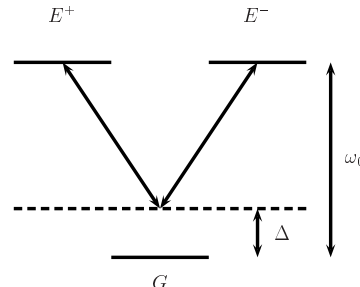


FIG. 2: Connection of the logical subspaces E^+ and E^- . The Δ is the detuning of the lasers that allow us to connect the to states through Raman transition.

Let us consider two dots with exciton energy $\omega_0/2$ (the energy is rescaled in order to have $-\omega_0/2$ for the ground states). If the two dots are coupled the presence of an exciton in one of them causes a energetic shift (δ) in the other because of the dipole-dipole interaction. States with a single exciton are not shifted. The energy levels are shown in figure 1. The Hamiltonian accounting for the biexcitonic shift is $H_0 = (\omega_0 + \delta)|EE\rangle\langle EE| - \omega_0|GG\rangle\langle GG|$.

The dipole interaction between dots can be used to construct non-trivial two-qubit gates both dynamical [12] and geometrical [10]. In fact, if we use two lasers tuned to the two-exciton state transition ($\omega_L^1 = \omega_L^2 = (\omega_0 + \delta)/2$), we can avoid single photon processes (which product $|EG\rangle$ and $|GE\rangle$ states) and favour only two-photon processes (which product $|EE\rangle$).

The effective interaction Hamiltonian for the two-photon process is :

$$H_{int} = -\frac{2\hbar^2}{\delta}\Omega_+^2 e^{-i(\omega_{L,1} + \omega_{L,2})} e^{-i(\phi_1 + \phi_2)} |E\rangle\langle G|^{\otimes 2} + h.c. \quad (4)$$

where $\omega_{L,i}$ e ϕ_i are the frequency and the phase of the laser i .

The total Hamiltonian is similar to the one in (1) and then using a properly chosen sequence of synchronous pulses (so that the two-photon Rabi frequencies in 4 simulate the one in 1) we can apply a phase gate similar to (3) and complete the universal set of quantum gates.

III. EXCITON SPIN QUBIT

A further excitonic encoding can be obtained following the spin-based scheme presented in [10]. There a four-level system with three degenerate excited states ($|E^\pm\rangle$)

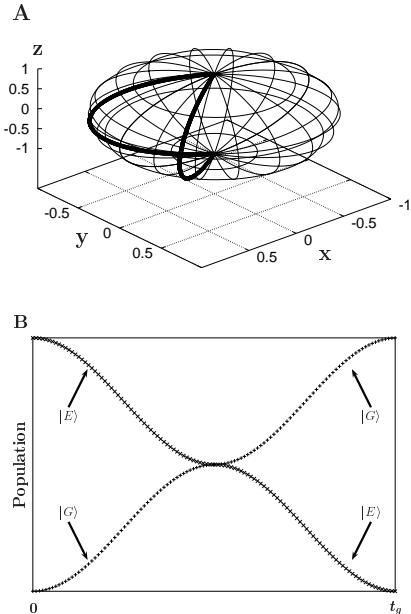


FIG. 3: Gate 1 for the unpolarized excitons model. The parameters are chosen in order to obtain a *NOT* gate. (A) Evolution of $|E\rangle$ state on the Bloch sphere. (B) Population evolution for the logical states $|E\rangle$ and $|G\rangle$.

and $|E^0\rangle$) and a ground state ($|G\rangle$) was used; the excitonic states were connected with $|G\rangle$ by three different lasers with circular (\pm) and linear (along z axis) polarization and, modulating the phase and the frequency of the three laser, we were able to construct adiabatic holonomic gates.

To obtain non-adiabatic geometrical gates in this system the basic idea is to encode logical information in two degenerate exciton states with different total angular momentum i.e. $|E^\pm\rangle$. The extension of the previous gating model is not completely straightforward; in fact the logical qubits $|E^+\rangle$ and $|E^-\rangle$, due to angular-momentum conservation in radiation-matter interaction, are not directly i.e., by a one-photon ladder operators, connected.

In order to circumvent this problem and to enact such a ladder operator one can resort to an off-resonant two-photon Raman process. This is a standard trick in quantum optics. Each quantum dot is shined by a couple of lasers having polarizations $+$ and $-$ and a frequency with a detuning Δ with respect the excitonic transition energy. The level scheme with the associate transition is shown in Fig. 2. Provided that $\Omega_\pm \ll \Delta$ (the Ω_\pm 's are the laser Rabi frequencies) first order processes are then strongly suppressed; the dynamics is well-described by the following second-order effective Hamiltonian

$$H_{eff} = \frac{\Omega_+ \Omega_-}{\Delta} |E^+\rangle \langle E^-| + \text{h.c.} \quad (5)$$

It should be now clear –since the above Hamiltonian as the same structure of (1) – that even for this kind of

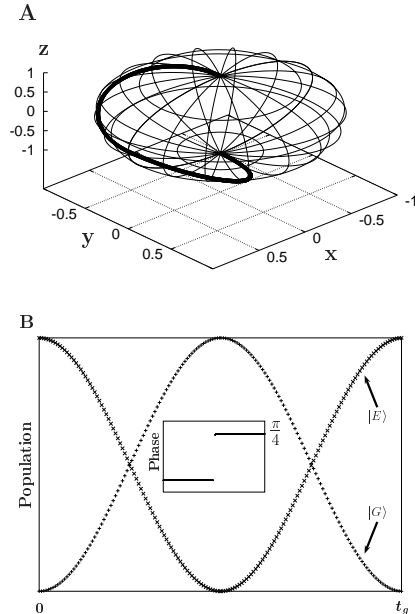


FIG. 4: Gate 2 for the unpolarized excitons model. (A) Evolution of $|E\rangle$ state on the Bloch sphere. (B) Population evolution for the logical states $|E\rangle$ and $|G\rangle$.

excitonic encoding using different polarizations one can realize all the required single-qubit operations.

Another single qubit gate that can be implemented easily is the *phase shift* gate. Our scheme has *a priori* separated sub-spaces because the different response to polarized laser. So if we want $|E^+\rangle$ to get a phase factor, we can just switch the $+$ laser to resonant frequency, and then apply the pulse sequence that produce gate 2. Since we can neglect the phase accumulated by $|G\rangle$ and no phase is accumulated by $|E^-\rangle$ the gate operator will be $U = \exp(i\tilde{\gamma}|E^+\rangle \langle E^+|)$ where, as before, $\tilde{\gamma}$ is half the solid angle swept in the evolution. These two gates complete the single-qubit gate set.

Finally, to obtain a universal set of quantum logical gates we must construct a two qubit gates. The easiest to be implemented in our model is a *selective phase gate*. As shown before using lasers resonant with the two exciton with positive polarization we can select two-photon processes and couple only the $|E^+E^+\rangle - |GG\rangle$ states [10]. The effective Hamiltonian for these two-photon processes is similar to (4) with $|E^+\rangle$ instead of a generic exciton state $|E\rangle$.

The two lasers are polarized with $+$ polarization and follow the pulse sequence for gate 1 ; the final geometric operator will be $U = \exp(i\tilde{\gamma}|E^+E^+\rangle \langle E^+E^+|)$, where $\tilde{\gamma}$ is half the angle swept on the Bloch sphere in the $|E^+E^+\rangle - |GG\rangle$ space.

A few remarks are now in order regarding the different kind of excitonic polarization we have considered so far. In the second -polarization-based - encoding we need a more laser pulses (and then longer time for the

application of the gates) respect to the model with the first scheme with non-polarized excitons. This makes the set-up slightly more complicated but now the logical 1 and 0 states corresponds here to energetically degenerate states with the same orbital wave function structure. This facts should 1) make the qubit more robust against *pure* dephasing processes 2) set to zero the qubit self-Hamiltonian i.e., the σ_z component allowing for a simplified gate design and then no recoupling pulse are required.

On the other hand it should be noted that in the second scheme both the codewords correspond to *unstable* states, indeed excitons will eventually recombine through the semiconductor gap by emitting a photon. On the contrary in the first encoding scheme the logical 0 corresponds to the ground state $|G\rangle$ of the crystal, and it is therefore a stable state.

Exciton recombination corresponds in the first scheme to the amplitude-damping process $|1\rangle \mapsto |0\rangle$. One can take care of this kind of environment-induced error by the both the techniques of quantum error correction [13] or error avoiding [14] depending on the spatial symmetry of the damping process. Using polarization encoding spontaneous decay gives rise to a leakage to the computational subspace in the the ground state of the crystal $|G\rangle$ is no-longer a computational codeword. In this case one can resort to leakage-elimination strategies based of active intervention on the system[15].

IV. SIMULATIONS

To test our models we performed numerical simulations of the quantum gates solving the Schrodinger equation. For the first model (with no polarized excitons) we took $|E\rangle$ as starting state and then simulate the evolution when we apply the pulse sequences presented. In Fig. 3 the result of the simulation for gate 1 are shown; the parameters are chosen in order to obtain a NOT gate. In Fig. 3 (A) the curve traversed by the state in the Bloch space and (B) the population evolutions are presented. Once decided which gate to apply we can have an estimate of the gate time. For this NOT gate the laser frequency is not resonant and is constrained by the gate choice ($\omega_L = \omega_0 - 2\Omega$); the time gate is fixed by the Rabi frequency of the laser. For realistic laser parameters ($\Omega^{-1} = 50fs$) we have : $t_{gate1} = 0.1 ps$.

In Fig. 4 we show (for gate 2) the loop in the Bloch space (A) the population evolutions and the phase accumulated during the evolution (inset) (B). The parameters are chosen in order to obtain $\tilde{\gamma} = \pi/4$ and the final state is $(1+i)/\sqrt{2}|E\rangle$. The laser frequency is resonant with the transition ($\omega_L = \omega_0$) and with the same Rabi frequency used before we have: $t_{gate2} = 0.15 ps$.

In the second model first we have to test the validity of the approximation used in (5); for this purpose we simulated the evolution of the three-level system showed in Fig. 2 and show the result in Fig. 5. We choose

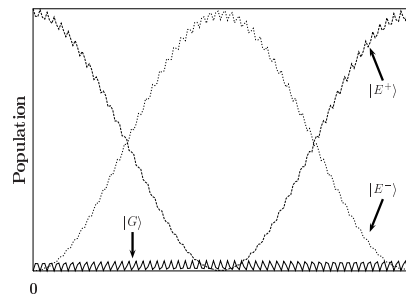


FIG. 5: Population evolutions for the three-level system with polarized (logical) excitons $|E^+\rangle$, $|E^-\rangle$ and $|G\rangle$ with lasers with a Δ detuning. The perturbative parameters is $\Delta/\Omega = 10$.

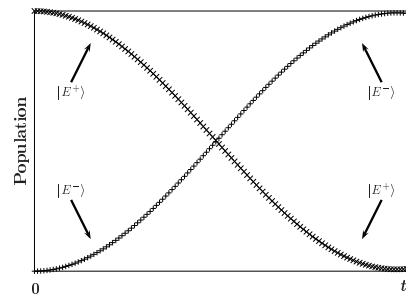


FIG. 6: Populations of logical states for polarized exciton model. The phase accumulated in a single loop is $\gamma = 0.0270254$ and we iterate the cycle of π -pulse 59 times to obtain a NOT gate.

$\Delta/\Omega = 10$ ($\Omega_+ = \Omega_- = \Omega$) and, as we can see, this is sufficient to avoid population of $|G\rangle$ state and to have the standard Rabi oscillations between the logical states.

We note that, because of the perturbative request in 5, the *effective* magnetic field \mathbf{B} has small x and y component, and then a sequence of two π -pulse is not sufficient to construct a generic superposition of logical qubits. Even if the geometrical phase accumulated during the loop is small it is sufficient to iterate the procedure to apply the desired geometrical operator. Using the same perturbation parameter as in 5 we simulate the evolution of $|E^+\rangle$. In Figure 6 we show the population evolutions of the states $|E^+\rangle - |E^-\rangle$ when they are subjected to a π -pulse sequence in order to obtain a NOT gate. Of course the gating time in this situation depends on which gate we want to apply and the parameter used the model.

V. CONCLUSIONS

In summary, we proposed two approaches to geometric non-adiabatic quantum information processing in semiconductor quantum dots. In both cases we have been able to construct a universal set of quantum gates using the Aharonov-Anandan phase. In the first scheme the qubit is realized by the presence or absence of a (ground) state

exciton. A coupling with an external laser field allows for the non-adiabatic realization of the geometrical-gates. The dipole-dipole coupling between excitons plays an essential role in action of the entangling two-qubit gate.

In the second approach we encode information in degenerate states using, as quantum degree of freedom, the polarization i.e., total spin, of the excitons ($|E^\pm\rangle$). The logical states are not directly connected but we showed, first how to avoid this problems with two-photon (Ra-

man) transition and second how to implement in this way a *selective phase gates* (for one and two qubits). Numerical simulations with realistic parameters show that these gates can be in principle enacted within the decoherence time. The models for non-adiabatic (fast) QIP presented in this paper combine the features of geometrical gates with the ultra-fast gate control possible in semiconductor nanostructures; an experimental verification of these schemes seems under the reach of current technology.

-
- [1] P. Zanardi and M. Rasetti, Phys. Lett. A **264**, 94 (1999); J. Pachos, P. Zanardi, M. Rasetti, Phys. Rev. A **61**,010305(R) (2000).
- [2] J. Pachos and S. Chountasis Phys. Rev. A **62**, 052318 (2000); L.-M. Duan, J. I. Cirac and P. Zoller, *Science* **292**, 1695 (2001); D. Ellinas and J. Pachos Phys. Rev. A **64**, 022310 (2001) I. Fuentes-Guridi *et al.* Phys. Rev. A **66**, 022102 (2002) A. Recati *et al.* Phys. Rev. A **66**, 032309 (2002) J. Pachos, Phys. Rev. A **66**, 042318 (2002); L. Faoro, J. Siewert and R. Fazio, cond-mat/0202217
- [3] A. Nazir, T. P. Spiller, and W. J. Munro Phys. Rev. A **65**, 042303 (2002); A. Blais, A.-M.S. Tremblay, quant-ph/0105006
- [4] A. Kitaev, Preprint quant-ph/9707021. M.H. Freedman, A. Kitaev, W. Zhenghan, Commun.Math.Phys. **227** (2002) 587-603; Michael H. Freedman, Michael Larsen, Zhenghan Wang: Commun. Math. Phys. **227** (2002) 3, 605-622
- [5] P. Zanardi and S. Lloyd, quant-ph/0208132 (to appear in Phys. Rev. Lett.)
- [6] F. Wilczek, A. Zee, *Phys. Rev. Lett.* **52**, 2111 (1984).
- [7] For reviews, see D.P. DiVincenzo and C. Bennet *Nature* **404**, 247 (2000); A. Steane, Rep. Prog. Phys. **61**, 117 (1998)
- [8] Y. Aharonov and J. Anandan, Phys. Rev. Lett. **58**, 1593 (1987).
- [9] X.B. Wang and M. Keiji, Phys. Rev. B **65**, 172508(2002); J. Phys. A: Math. Gen. **34**, L631(2001); Phys. Rev. Lett. **87**, 097901 (2001); S. L. Zhu and Z. D. Wang Phys. Rev. Lett. **89**, 097902 (2002); Phys. Rev. B **66**, 042322 (2002)
- [10] P. Solinas *et al.*, quant-ph/0207019
- [11] X.-Q. Li *et al.* Phys. Rev. A **66**, 042320 (2002).
- [12] E. Biolatti, R.C. Iotti, P. Zanardi and F. Rossi, Phys. Rev. Lett. **85**, 5647 (2000); E. Biolatti, I. D'Amico, P. Zanardi and F. Rossi, Phys. Rev. B **65**, 075306 (2002).
- [13] E. Knill, E. Laflamme, Phys. Rev. A, **55**, 900 (1997) D. Gottesman, Phys. Rev. A **52**, 1862 (1996); A.R. Calderbank et al, Phys. Rev. Lett. **78**, 405 (1997)
- [14] L.M. Duan and G.C. Guo, Phys. Rev. Lett, **79**, 1953 (1997); P. Zanardi and M. Rasetti, Phys. Rev. Lett. **79**, 3306 (1997); D.A. Lidar, I.L. Chuang and K.B. Whaley, Phys. Rev. Lett. **81**, 2594 (1998)
- [15] P. Zanardi, Phys. Lett A **258**, 77 (1999); L. Tian and S. Lloyd, Phys. Rev. A **62**, 050301 (2000); L.-A Wu, M. Byrd and D. Lidar, Phys. Rev. Lett. **89**, 127901 (2002)