

Localization and antiresonant decoupling in disordered spin and qubit chains

L. F. Santos and M. J. Dykman^y

Department of Physics and Astronomy and the Institute for Quantum Sciences,
Michigan State University, East Lansing, MI 48824

(Dated: today)

We analyze localization of interacting excitations in a system of qubits or spins. The system is modeled by a spin chain with an anisotropic exchange coupling (an XXZ model). Localization occurs on a defect with an excess on-site spin- $\frac{1}{2}$ energy. Such a defect corresponds to a qubit with the level spacing different from other qubits. Because of the interaction, a single defect may lead to multiple localized states. We study one- and two-excitation states and find their energy spectra and localization lengths. It turns out that an excitation remains localized on the defect even where energy conservation allows scattering into extended states. This is due to destructive quantum interference and facilitates the operation of a quantum computer. Analytical results are obtained for strong anisotropy and are confirmed by numerical studies.

PACS numbers: 03.67.Lx, 75.10.Pq, 75.10.Jm, 73.21.-b

I. INTRODUCTION

The basic elements of a quantum computer (QC), qubits, are two-state systems. They are naturally modeled by spin- $1/2$ particles. In many suggested realizations of QCs, the qubit-qubit interaction is on all the time [1]. In terms of spins, it corresponds to exchange interaction. The dynamics of such QCs and spin systems have many important similar aspects that can be studied together. Such studies are the goal of this paper.

In most proposed QCs the energy difference between the qubit states is large compared to the qubit-qubit interaction. This corresponds to a system of spins in a strong external magnetic field. However, in contrast to ideal spin systems, the level spacings of different qubits are different. They often can be individually controlled, cf. Refs. 2, 3, 4, 5. This corresponds to controllable disorder of a spin system. An important problem for quantum computing and for spin systems is how interaction between qubits or spins affects their dynamics in the presence of disorder.

The spin-spin interaction which is of interest for quantum computing is strongly anisotropic. It varies from the effectively Ising coupling $\sum_n \sum_m z_n z_m$ in NMR and some other systems [6, 7, 8, 9, 10] (n, m enumerate qubits, and z is the direction of the magnetic field) to the XY-type coupling $\sum_n \sum_m x_n x_m + \sum_n \sum_m y_n y_m$ in some Josephson-junction based systems [3, 4]. The Ising coupling corresponds to the case where transition frequencies of different qubits are strongly different. Then $\sum_n \sum_m z_n z_m$ is the only part of the interaction that slowly oscillates in time, in the Heisenberg representation, and therefore is not averaged out. If qubit frequencies are close to each other, the terms $\sum_n \sum_m x_n x_m + \sum_n \sum_m y_n y_m$ become smooth functions of time as well.

They lead to resonant excitation transfer between qubits. When both Ising and XY interactions are present, the coupling constants are different. This corresponds to an anisotropic effective exchange coupling.

Often coupling falls down rapidly with the increasing interqubit distance, and it is a good approximation to assume that it is limited to nearest neighbors. Many important results on anisotropic spin systems with nearest neighbor coupling have been obtained using the Bethe ansatz. Initially the emphasis was placed on systems without defects [11] or with defects on the edge of a spin chain [12]. More recently these studies have been extended to systems with defects that are described by integrable Hamiltonians [13]. However, to the best of our knowledge, the problem of a spin chain with defects of a general type has not been solved.

In this paper we investigate excitations in an anisotropic spin system with defects. We choose an anisotropic Heisenberg XXZ model. It has the Ising and XY models as limiting cases and applies to the QCs based on electrons on helium or dipolar acceptor states in semiconductors [14], as well as some models of Josephson-junction based QCs. The ground state of the system corresponds to all qubits being in their ground states, or all spins pointing in the same direction (downwards, for concreteness). A single-particle excitation corresponds to one qubit being excited, or one spin being flipped. If the qubit energies are tuned in resonance with each other, a QC behaves as an ideal spin system with no disorder. A single-particle excitation is then magnon-type, it freely propagates through the system.

In the opposite case where the qubit energies are tuned far away from each other (as for diagonal disorder in tight-binding models), all single-particle excitations are localized. If many excitations are present in the system, interaction between them may affect their localization, potentially leading to quantum chaos [15, 16, 17]. Understanding the interplay between interaction and disorder is a prerequisite for building a QC.

^Electronic address: santos@pa.msu.edu

^yElectronic address: dykman@pa.msu.edu

One of the first questions to ask in this respect is whether the interaction can lead to delocalization of excitations. More specifically, consider an excitation, which is localized on a defect in the absence of other excitations. We now create an extended magnon-type excitation, that can be scattered off the localized one [18]. The problem is whether this will cause the excitation to move away from the defect.

We show below that, unexpectedly, scattering does not necessarily lead to delocalization even where delocalization is allowed by energy conservation. This is a consequence of destructive quantum interference.

We assume that the anisotropy of the exchange interaction is strong. This is of interest for quantum computing, as explained above, and also allows us to obtain analytical results. We also consider a one-dimensional model, that is a spin chain. The analysis can be extended to square 2D lattices. For nearest-neighbor coupling, the Hamiltonian of a spin-1/2 chain is

$$H = \frac{1}{2} \sum_n \sigma_n^z + \frac{1}{4} \sum_{n=i \neq x,y,z} J_{ii} \sigma_n^i \sigma_{n+1}^i \quad (1)$$

$$J_{xx} = J_{yy} = J; J_{zz} = J :$$

Here, σ_n^i are the Pauli matrices and $\hbar = 1$. The parameter J characterizes the strength of the exchange coupling, and determines the coupling anisotropy, $j_j = 1$.

We consider a chain with one defect. All on-site spin- $\frac{1}{2}$ energies $\epsilon^{(n)}$ are the same except for the site $n = n_0$ where the defect is located, that is

$$\epsilon^{(n)} = \epsilon + g_{n,n_0} : \quad (2)$$

In order to formulate the problem of interaction-induced decay of localized excitations, we preview in Fig. 1 a part of the results on the energy spectrum of the system. A complete analysis of the spectrum is given in the main part of the paper.

In the absence of defects, the energies of single-spin excitations (magnons) lie within the band $\epsilon_1 \pm J$, where $\epsilon_1 = \epsilon - J$ (the energy is counted off from the ground state energy). The defect has a spin- $\frac{1}{2}$ energy that differs by g (a qubit with a transition frequency different from that of other qubits). It leads to a localized single-spin excitation with no threshold in g , for an infinite chain. The energy of the localized state is shown by a dashed line on the left panel of Fig. 1.

We now discuss excitations that correspond to two flipped spins. A defect-free XXZ system has a two-magnon band of nonoverlapping magnons (in the limit of a large system). The anisotropy of the exchange coupling leads to binding of excitations. The band of bound pairs (BP) is much narrower than the two-magnon band and is separated from the band of unbound magnons by a comparatively large energy difference J , see the right panel of Fig. 1. In the presence of a defect, there are two-excitation states with one excitation localized on the defect and the other being in an extended state. We call them localized-delocalized pairs (LDPs). An interplay

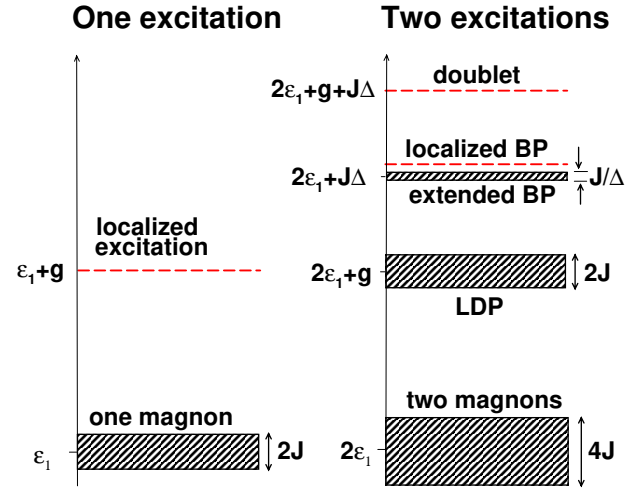


FIG. 1: Left panel: the one-excitation energy spectrum in an infinite spin chain with a defect. The energies of extended states (magnons) form a band $\epsilon_1 \pm J$. The dashed line indicates the energy of the excitation localized on the defect. Its energy is $\epsilon_1 + g$. Right panel: the two-excitation energy spectrum. The band with energies $2(\epsilon_1 \pm J)$ is formed by uncoupled magnons. The band centered at $2\epsilon_1 + g$ is formed by localized-delocalized pairs (LDPs) in which one excitation is localized on the defect and the other is in an extended state. The narrow band centered at $2\epsilon_1 + J$ is formed by bound pairs (BP) of excitations on the neighboring sites. The interplay between the defect energy and the exchange interaction can lead to two types of localized two-excitation states. Their energies are shown by dashed lines.

between disorder and interaction may lead to the onset of two new types of states where both excitations are localized near the defect. Their energies are shown in the right panel of Fig. 1 by dashed lines.

A localized one-spin excitation can not decay by emitting a magnon, by energy conservation. But it might experience an induced decay when a magnon is inelastically scattered off the excited defect into an extended many-spin state. Magnon-induced decay is allowed by energy conservation when the total energy of the localized one-spin excitation and the magnon coincides with the energy of a many-spin excitation. In the XXZ model the total number of excitations (flipped spins) is conserved, and therefore decay is only possible into extended states of two bound magnons. In other words, it may only happen when the LDP band overlaps with the BP band in Fig. 1.

Decay into BP states may occur directly or via the two-excitation state localized next to the defect. The amplitudes of the corresponding transitions turn out to be nearly equal and opposite in sign. As a result of this quantum interference, even though the band of bound magnons is narrow and has high density of states, the excitation localized on the defect is not scattered into it.

In Sec. II below we analyze localization of one flipped spin on a defect. In Sec. III we discuss two types of two-excitation states localized on the defect. In Sec. IV we

consider the resonant situation where the energy band of extended bound pair states is within the band of energies of the flipped defect spin plus a magnon, i.e., where the BP band overlaps with the LDP band in Fig. 1. We find that the localized excitation remains on the defect site in this case. Analytical results for an infinite chain with strong anisotropy $J \gg J_z$ are compared with numerical data. Sec. V contains concluding remarks.

II. ONE EXCITATION: LOCALIZED AND PROPAGATING STATES

In this section we consider the energy spectrum and the wave functions for one excitation (flipped spin) in an XXZ spin chain with a defect. The Hamiltonian of the chain has the form (1). We assume that all spins have the same transition energy μ except for the defect; it has energy $\mu + g$ and is located on a site n_0 , see Eq.(2). We also assume that the ratios $\mu = J_z/J$; $\mu = J_y/J$ are large, which is of interest for many models of quantum computers. In this case the ground state of the system corresponds to all spins being parallel, with $\langle S_n^z \rangle = 1/2$. This holds irrespective of the signs of J, g , and μ . The results of our analysis will apply also to the case $\mu = 0$ provided the system is "ferromagnetic", with $g > 0, J < 0$, and $\mu > 0$.

Without a defect, one-spin excitations are magnons. They freely propagate throughout the chain. The term in the Hamiltonian (1) responsible for excitation transfer is $H_n^{(t)} = \frac{1}{2} J_{n,n+1} S_n^{\pm} S_{n+1}^{\mp}$, with

$$H_n^{(t)} = \frac{1}{4} J_{n,n+1} (S_n^x S_{n+1}^x + S_n^y S_{n+1}^y + S_n^z S_{n+1}^z + S_n^{\pm} S_{n+1}^{\mp}); \quad (3)$$

$$S_n^{(\pm)} = \frac{1}{2} (S_n^x \pm i S_n^y) = S_n^{\pm} S_n^z$$

The operators $S_n^{(\pm)}$ and $S_n^{(\mp)}$ lead to the excitation shift $n \rightarrow n+1$ and $n+1 \rightarrow n$, respectively.

A defect leads to magnon scattering and potentially to the onset of localized states. Both propagation of excitations and their localization are interesting for quantum computing. Propagation allows to have a QC geometry where remote "working" qubits are connected by chains of "auxiliary" qubits, which coherently transfer excitations between the working qubits. Localization, on the other hand, allows one to perform single-qubit operations on targeted qubit.

A. Localized surface and defect-induced states in an open chain

A realistic model of several types of N -qubit quantum computers is an N -spin chain with free boundaries. It is described by the Hamiltonian (1), where the first sum runs over $n = 1, \dots, N$ and the second sum runs over $n = 1, \dots, N-1$ (the edge qubits have neighbors only inside the chain). We will count energy E from the ground

state energy $E_0 = (N/2 + g)J = 2 + (N-1)J = 4$, that is we set $E_0 = 0$.

The eigenfunctions of H in the case of one excitation can be written as

$$\psi = \sum_{n=1}^N a(n) |n\rangle; \quad (4)$$

where $|n\rangle$ corresponds to the spin on site n being up, and all other spins being down. The Schrodinger equation for $a(n)$ has the form

$$\mu_1 + g \delta_{n,n_0} + \frac{J}{2} a_{n-1} + \frac{J}{2} a_{n+1} = E_1 a(n); \quad (5)$$

where $\mu_1 = \mu - J$ is the energy of a flipped spin in an ideal infinite chain in the absence of excitation transfer and E_1 is the full one-excitation energy. For a finite chain ($1 \leq n \leq N$) we set $a(0) = a(N+1) = 0$ in Eq.(5).

The solution of the Schrodinger equation corresponds to plane waves propagating to the left and to the right between the chain boundaries and the defect. Respectively, away from the defect ($n \neq n_0$) the solution of Eq. (5) has the form

$$a(n) = C_{l,r} e^{i n} + C_{l,r}^0 e^{-i n}; \quad j_1 = n_0, j_2 = 1; \quad (6)$$

The subscripts l and r refer to the coefficients for the waves to the left ($n < n_0$) and to the right ($n > n_0$) from the defect. The interrelations between these coefficients as well as the coefficient $a(n_0)$ will be found from the boundary conditions and from matching the solutions at n_0 .

The energy E_1 as a function of μ can be obtained by substituting Eq. (6) into Eq. (5). The coefficients at $\exp(i n)$ and $\exp(-i n)$ on the both sides of Eq.(5) should be equal to each other. This gives

$$E_1 = \mu_1 + J \cos \mu; \quad (7)$$

The coefficients with and without prime are related to each other by the conditions at the chain boundaries. Using the expressions (6) for $n = 1$ and $n = N$ in (5) (with $a(0) = a(N+1) = 0$) and taking into account the expression for the energy (7), we obtain

$$C_l^0 = D C_r; \quad C_r^0 = D^{-1} e^{2i(N+1)} C_l; \quad (8)$$

$$D = [1 - \exp(i \mu)] = [1 - \exp(-i \mu)]:$$

The interrelation between the coefficients to the left and to the right from the defect and the amplitude of the wave function on the defect site $a(n_0)$ are obtained from Eqs. (5) and (6) for $n = n_0 - 1$,

$$a(n_0) = C_l e^{i n_0} + D e^{2i n_0} = C_r e^{i n_0} + D^{-1} e^{2i(N+1-n_0)}; \quad (9)$$

With (8) and (9), all coefficients in the wave function (6) are expressed in terms of one number, $a(n_0)$. It can be obtained from normalization.

In a finite chain, the values of θ are quantized. They can be found from Eq. (5) with $n = n_0$. With account taken of (9), this equation can be written as

$$f_N(\theta) - D^2 f_N(\theta) = \frac{ig}{J \sin \theta} [f_N(\theta) + D^2 f_N(\theta) - 2D \cos(N - 2n_0 + 1)]; \quad (10)$$

where

$$f_N(\theta) = \exp[i\theta(N + 1)]; \quad (11)$$

Eq. (10) is a $2(N + 1)$ -order equation for $\exp(i\theta)$, but its solutions for θ come in pairs and θ (we choose to be in the interval $(-\pi/2; \pi/2]$, for real θ). Each pair gives one wave function, as seen from Eq. (6). In addition, Eq. (10) has roots $\theta = 0$; they are spurious (unless $j = 1$ and $g = 0$) and appear as a result of algebraic transformations. Therefore Eq. (10) has N physically distinct roots, as expected for a chain of N spins. We note that, for $g = 0$ the position of the impurity n_0 drops out from Eq. (10), and then the equation goes over into the result for an ideal chain.

Solutions of Eq. (10) with real θ correspond, in the case of a long chain, to delocalized magnon-type excitations propagating in the chain. Their bandwidth is $2Jj$.

A long chain with delocalized states, Eq. (10) describes also localized states with complex θ . For a long chain, these are surface states, which are localized on the chain boundaries, and a state localized on the defect. It can be seen from Eqs. (6), (8) that the surface states arise only for the anisotropy parameter $j > 1$. The values of θ are

$$\theta_s = i \ln j \pm \theta(\theta): \quad (12)$$

Here, the signs $+$ and $-$ refer to the states localized on the left and right boundaries, respectively, and $\theta(x)$ is the step function.

The energy of the surface state is $E_s = \epsilon_1 + J(\theta^2 + 1) = 2\epsilon_1$. It lies outside the energy band of delocalized excitations. The localization length of the surface state is $\xi_s = 1 - j \operatorname{Im} \theta_s$. We note that, for $j > 1$ the surface states decay monotonically with the distance from the boundary ($\operatorname{Re} \theta = 0$). For sufficiently large negative j , on the other hand, the decay of the wave function is accompanied by oscillations, it changes sign from site to site.

A defect in a long chain gives rise to a localized one-spin excitation for an arbitrary excess energy g . The amplitude $a(n)$ of the localized state decays away from the defect as

$$a(n) = a(n_0) \exp(i \theta_d j (n - n_0)); \quad (13)$$

$$\theta_d = i \sinh^{-1}(jg/J) + \theta(g=J):$$

The energy of the localized state is

$$E_d = \epsilon_1 + (g^2 + J^2)^{1/2} \operatorname{sgn} g; \quad (14)$$

It lies above or below the magnon band $\epsilon_1 \pm J$, depending on the sign of g .

For small $jg = Jj$, we have $\operatorname{Im} \theta_d \approx |jg = Jj|$, i.e. the reciprocal localization length is simply proportional to the defect excess energy in absolute value $|jg|$. For large $jg = Jj$ we have $\operatorname{Im} \theta_d = \ln |jg = Jj|$. In this case the amplitude of the localized state decays with the distance from the defect as $a(n) \sim (2|jg = Jj|)^{-(n - n_0)}$. In obtaining Eq. (13) we assumed that $\operatorname{Im} \theta_d(n_0 - 1), \operatorname{Im} \theta_d(N - n_0) \ll 1$, i.e., the decay length is much less than the distance from the defect to the chain boundaries. Then the chain is effectively infinite.

If the localization length is comparable to the chain length, the notion of localization becomes somewhat arbitrary. One can formally call a state localized if its wave function exponentially decays away from the defect and is described by a solution of Eq. (10) with complex θ . This is equivalent to the statement that the state energy E_d lies outside the band of magnons in the infinite chain. In an open finite chain such localized state may emerge provided the localization length is smaller than the distance from the defect to the boundaries. This means that the defect excess energy $|jg|$ should exceed a minimal value that depends on the size of the chain. A comparison of Eq. (13) with the numerical solutions of the full Eq. (10) for a finite chain is shown in Fig. 2.

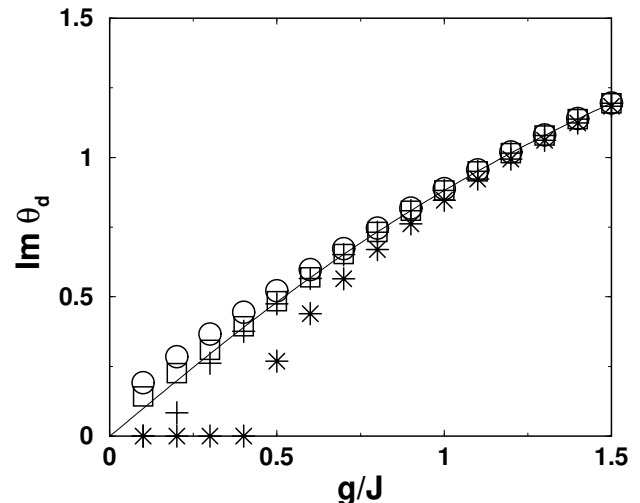


FIG. 2: The reciprocal localization length $\operatorname{Im} \theta_d$ for an infinite chain [Eq. (13)] as a function of the defect excess energy g for $J = 1$ (solid line). Also shown are the results for an open chain with 6 and 12 sites (stars and crosses, respectively) and a closed chain with 6 and 12 sites (circles and squares, respectively). They are obtained from Eq. (10) with $\theta = 10$ and from Eq. (18). In an open chain, solutions with nonzero $\operatorname{Im} \theta_d$ emerge starting with a certain $jg = Jj > jg = Jj_{\text{in}}$. In a closed chain with even N there is no threshold in $jg = Jj$ for the onset of states with $\operatorname{Im} \theta_d \neq 0$.

B. One-excitation states in a closed chain

A natural way to eliminate effects of boundaries on defect-induced localization is to consider a closed chain. Such chain can be directly implemented with a quantum computer, for example if qubits are located on a ring. A closed chain is also convenient for analyzing large systems. The Hamiltonian of a closed N -spin chain has the form (1), where both sums over n go from 1 to N and the site $N + 1$ coincides with the site 1. Of course, the number n_0 that determines the location of the defect can be chosen arbitrarily; we assume that $1 \leq n_0 < N$.

The wave function of the closed chain can be sought in the form (4). The Schrodinger equation for the coefficients $a(n)$ coincides with Eq. (5) except that it does not contain the boundary terms $a(n)/\sin(n-n_0)$. The solution of this equation can be sought in the form

$$\begin{aligned} a(n) &= C e^{i n} + C^0 e^{-i n}; \quad n_0 < n < N; \\ a(n) &= C e^{i(n+N)} + C^0 e^{-i(n+N)}; \quad 1 \leq n < n_0; \end{aligned} \quad (15)$$

The phases ϕ and ϕ^0 describe one and the same wave function. Physically distinct values of ϕ lie in the interval $(0; \pi]$, for real ϕ . The expression for the one-excitation energy E_1 follows from Eq. (5) with $n \notin n_0; n_0 + 1$ and Eq. (15). It has the form (7).

The interrelation between the coefficients $C; C^0$ in Eq. (15) and the amplitude of the wave function on the defect site $a(n_0)$ can be obtained from Eq. (5) with $n = n_0 + 1$. This equation has two solutions,

$$e^{i N} = 1; \quad a(n_0) = C e^{i n_0} + C^0 e^{-i n_0} \quad (16)$$

and

$$\begin{aligned} a(n_0) &= C e^{i n_0} + 1 + e^{i N} \\ &= C^0 e^{-i n_0} + 1 + e^{i N} \quad [\exp(i N) \neq 1]; \end{aligned} \quad (17)$$

In order to fully determine the wave function $a(n)$ (15), the interrelations between $C; C^0$, and $a(n_0)$ (16), (17) should be substituted into the Schrodinger equation (5) for $n = n_0$.

Eqs. (5), (16) can be satisfied provided that either $g = 0$, which means that there is no defect, or $a(n_0) = 0$. The first condition describes excitations in an ideal closed chain. The condition $a(n_0) = 0$ corresponds to the wave function $a(n) / \sin(n - n_0)$, which has a simple physical meaning. It is a standing wave in an ideal chain with a node at the location of a defect. Because of the node, the corresponding state "does not know" about the defect, and therefore it is exactly the same as in an ideal chain, with the same wave function and the same energy.

The physically distinct values of ϕ in Eq. (16) are $\phi = 2k\pi/N$ with $k = 1; 2; \dots; (N-1)/2$ for odd N , or $k = 1; 2; \dots; N/2 - 1$ for even N . Negative k s describe the same wave functions and are excluded. We have also excluded fully symmetric or antisymmetric solutions with $\phi = 0; \pi$, which do not satisfy the Schrodinger equation in the presence of a defect.

The equation for ϕ that follows from Eqs. (5), (17) has the form

$$\exp(i N) - 1 = \frac{ig}{J \sin \phi} [\exp(i N) + 1]; \quad (18)$$

For $g \neq 0$ this equation has either $(N+1)/2$ (for odd N) or $N/2 + 1$ (for even N) solutions for ϕ . Therefore the total number of solutions for ϕ that follow from Eqs. (16), (18) is N , as expected.

By rewriting Eq. (18) as $\tan(\phi/2) = (g/J \sin \phi)$ and plotting the left and right hand sides as functions of ϕ , one can see that all physically distinct roots of this equation but one are real and lie in the interval $0 < \phi < \pi$ [except for one case, see below]. Such solutions describe magnons in an infinite chain or sinusoidal (delocalized) states in a finite chain.

The complex root of Eq. (18), $\phi = \phi_d$, describes a state localized on the defect. For a long chain, $\text{Im} \phi_d \approx 1/N$, the solution has the form (13), as expected. An interesting situation occurs for a shorter chain. If N is even or if $g = J > 0$, a localized solution with complex ϕ_d emerges for any defect excess energy g . The corresponding wave function decays away from the defect, and the state energy lies outside the magnon band $|\epsilon_1| \leq J$. The thresholdless localization does not happen in an open chain and is a consequence of the absence of reflection from boundaries in a closed chain.

For small positive $g = J$ one obtains the complex solution of Eq. (18) in the form $\phi_d = i(2g = N J)^{1/2}$. The square-root dependence of $\text{Im} \phi_d$ on g is seen from Fig. 2. Eq. (18) has a complex solution also for even N and small negative $g = J$. In this case $\phi_d = i(2g = N J)^{1/2} + \pi$, i.e., the decay of the wave function $a(n)$ is accompanied by sign flips, $a(n+1) = a(n) < 0$. Clearly, the sign oscillations cannot be reconciled with the periodicity condition for odd N . Therefore for odd N and negative $g = J$ a decaying solution arises only when $g = J$ exceeds a threshold value. One can show from Eq. (18) that this value is $g = J \sin \phi_{\text{min}} = 2/N$, which has also been confirmed numerically.

III. TWO EXCITATIONS: UNBOUND, BOUND, AND LOCALIZED STATES

A nonideal spin chain displays a rich behavior in the presence of two excitations. It is determined by the interplay between disorder and inter-excitation coupling. Solutions of the two-excitation problem have been obtained in the case of a disorder potential of several special types, where the system is integrable [13].

We will consider the case of diagonal disorder, where the energy of an excitation on a defect differs from that on the host lattice. We are not aware of any exact solution for this case. The system is described by the Hamiltonian (1), (2). In order to concentrate on the effects of disorder, we will consider a closed chain of length N . We will also assume that the anisotropy is strong, $j \ll J$, which will allow us to obtain analytical results.

The wave function of a chain with two excitations can be sought in the form of a linear superposition

$$\Psi_2 = \sum_{n < m} a(n; m) |n; m\rangle; \quad (19)$$

where $|n; m\rangle$ is the state where spins on the sites n

and m are pointing upward, whereas all other spins are pointing downward. As before, the sites with numbers that differ by N are identical, therefore we have $a(n; m) = a(m; n + N)$.

From Eq. (1), the Schrodinger equation for the coefficients $a(n; m)$ is

$$(2\epsilon_1 + g_{n; n_0} + g_{m; m_0} + J_{m; m+1}) a(n; m) + \frac{1}{2} J [a(n-1; m) + a(n+1; m) + a(n; m-1) + a(n; m+1)] = E_2 a(n; m); \quad (20)$$

Here E_2 is the energy of a two-excitation state [$\epsilon_1 = \epsilon - J$ is the on-site one-excitation energy, cf. Eq. (5)]. As before, we assume that the defect is located on site n_0 .

A. An ideal chain

In the absence of a defect the system is integrable. The solution of Eq. (20) can be found using the Bethe ansatz [11],

$$a(n; m) = C^1 e^{i(n+2m)} + C^0 e^{i(2n+1m)}; \quad (21)$$

The energy of the state with given $k_1; k_2$ is obtained by substituting Eq. (21) into (20) with $m > n + 1$. This gives

$$E_2 = 2\epsilon_1 + J(\cos k_1 + \cos k_2); \quad (22)$$

By requiring that the ansatz (21) applies also for $m = n + 1$, we obtain an interrelation between the coefficients C^1 and C^0 ,

$$\frac{C^1}{C^0} = \frac{1 - 2e^{i k_1} + e^{i(k_1+k_2)}}{1 - 2e^{i k_2} + e^{i(k_1+k_2)}}; \quad (23)$$

The states with real k_1, k_2 form a two-magnon band with width $4|J|$, as seen from the dispersion relation (22). The magnons are not bound to each other and propagate independently.

Eq. (23) also has a solution $C^1 = 0$, which gives a complex phase $k_2 = k_1 = \frac{1}{2} \pi$. This solution corresponds to the wave function $a(n; m) / \exp[i(n+m)\pi/2]$ ($m > n$). From Eqs. (21)-(23) we obtain

$$e^{i k_1} = \cos(k_1/2); \quad (24)$$

$$E_{BP} = E_{BP}^{(0)} + \frac{J}{2} \cos k_1; \quad E_{BP}^{(0)} = 2\epsilon_1 + J + \frac{J}{2};$$

Eq. (24) describes a bound pair (BP) of excitations which propagate together. We emphasize that the fact that the excitations are bound to each other does not

mean that they are localized: they just propagate together. The typical size of the BP, i.e. the distance between the excitations, is determined by the reciprocal decrement $1/J$, and ultimately by the anisotropy parameter Δ . For large J , it is a good approximation to assume that the excitations in a BP are located on nearest sites. This means that the coefficients $a(n; m) / a(n+1; m)$, to the lowest order in $1/J$. The center of the BP band $E_{BP}^{(0)}$ is shifted by approximately the binding energy J from the two-magnon band. The width of the BP band $\Delta E_{BP} = J$ is parametrically smaller than the bandwidth of magnons $4|J|$; see Fig. 1.

For the nearest-neighbor coupling (1) and for large J , transport of bound pairs can be visualized as occurring via an intermediate step. First, one of the spins in the pair makes a virtual transition to the neighboring empty site, and as a result the spins in the pair are separated by one site. The corresponding state differs in energy by J from the bound-pair state. At the next step the second spin can move next to the first, and as a result the whole pair moves by one site. From perturbation theory, the bandwidth should be $\Delta E_{BP} = J$, which agrees with Eq. (24).

The energy renormalization and the motion of BPs can be described by an effective Hamiltonian $H_n^{(t)} = \sum_{n=1}^N H_n^{(t)}$. It is obtained from the Hamiltonian $H^{(t)}$ (3) in the second order of perturbation theory in the one-excitation transfer constant J ,

$$H_n^{(t)} = \frac{J}{64} [t_{n-1}^{(r)} t_{n-1}^{(l)} + t_{n+1}^{(l)} t_{n+1}^{(r)}] + \frac{J}{64} [t_n^{(l)} t_{n-1}^{(l)} + t_n^{(r)} t_{n+1}^{(r)}] \quad (25)$$

(the energy denominator is J , as explained above, and therefore $H_n^{(t)}$ is proportional to $J^2 = J$). The operators $t_n^{(r;l)}$ of excitation transfer to the right or left are given by Eq. (3).

The first pair of terms in $H_n^{(t)}$ [Eq. (25)] describes virtual transitions in which one of the excitations in the bound pair hops to the neighboring nonexcited site and then returns to the original position. The overall result

is a shift of the on-site energy level of the BP by $J=2$. The second pair of terms describes the motion of a BP as a whole to the left or to the right. When applied to a BP, the Hamiltonian $H^{(t)}$ gives

$$H^{(t)} a(n;n+1) = \frac{J}{2} a(n;n+1) + \frac{J}{4} [a(n+1;n+2) + a(n-1;n)]: \quad (26)$$

The full equation for $a(n;n+1)$ is given by the sum of the diagonal part of Eq. (20) with $m = n+1$ and the right-hand side of Eq. (26). The Hamiltonian immediately gives the dispersion law $(J=2) \cos$ for a BP with the wave function $a(n;m) = \sum_{n+1,m} \exp(i n) \quad (24)$.

B. Localized states in a chain with a defect

We now consider excitations in the presence of a defect. We assume that the defect excess energy g is such that

$$|g| > |J| \quad (27)$$

The first inequality guarantees that the localization length of an excitation on the defect is small [its inverse $\text{Im } \alpha \approx \ln 2 |g|^{-1}$ cf. Eq. (13)].

The second condition in (27) can be understood by noticing that in a chain with a defect there is a two-excitation state where one excitation is localized on the defect whereas the other is in an extended magnon-type state. The excitations are not bound together. The energy of such an unbound localized-delocalized pair (LDP) should differ from the energy of unbound pair of magnons by g , and from the energy of a bound pair of magnons (24) by $J - g$. In this section we consider the case where both these differences largely exceed the magnon bandwidth J . In this case different two-excitation bands do not overlap.

1. Unbound localized-delocalized pairs (LDPs)

In the neglect of excitation transfer, the energy of an excitation pair where one excitation is far from the defect ($|n - n_0| \gg 1$) and the other is localized on the defect is $2\epsilon_1 + g$. [This can be seen from Eq. (20) for the coefficients $a(n;m)$ in which off-diagonal terms are disregarded.] At the same time, if one excitation is on the defect and the other is on the neighboring site $n_0 - 1$, this energy becomes $2\epsilon_1 + g + J$. The energy difference J largely exceeds the characteristic bandwidth J . Therefore, if the excitation was initially far from the defect, it will be reflected before it reaches the site $n_0 - 1$.

The above arguments suggest to seek the solution for the wave function of an LDP in a periodic chain in the form

$$a(n_0;m) = C^i e^{i m} + C^0 e^{-i m}; \quad (28)$$

with the boundary condition $a(n_0;n_0+1) = a(n_0;n_0-N-1) = 0$. This boundary condition and the form of the solution are similar to what was used in the problem of one excitation in an open chain, see Eq. (6).

From Eq. (20), the energy of an LDP is

$$E_{\text{LDP}} = 2\epsilon_1 + g + J \cos k: \quad (29)$$

The wave number k takes on $N-3$ values $k = (N-2)/N$, with $k = 1; \dots; N-3$. As expected, the bandwidth of the LDP is $2J|g|$, as in the case of one-excitation band in an ideal chain.

We have compared Eq. (29) with numerical results for the system (20). For $N = 100; g = 20; J = 10$ we obtained excellent agreement once we took into account that the energy levels (29) are additionally shifted by $J^2 = 2g$. This shift comes from the second-order correction (in J) to the energy E_d of the excitation localized on the defect, see Eq. (14). It can be immediately obtained from Eq. (20).

2. Bound pairs localized on the defect: the doublet

For large $|g|; |g| = J$ a bound pair of neighboring excitations is strongly localized provided one of the excitations is located on the defect. Indeed, if we disregard excitation transfer, the energy of a BP sitting on the defect is $E_D^{(0)} = 2\epsilon_1 + g + J$. It is significantly different from the energy of freely propagating BPs (24) in the range (27). It is this difference that leads to the localization. The major effect of excitation transfer is that the pair can make resonant transitions between the sites $(n_0; n_0+1)$ and $(n_0-1; n_0)$. Such transitions lead to splitting of the energy level into a doublet. To second order in J the energies of the resulting symmetric and antisymmetric states are

$$E_D^{(\pm)} = E_D^{(0)} + \frac{J(2J+g)}{4(J+g)} \pm \frac{J^2}{4(J+g)}: \quad (30)$$

The energy splitting between the states is small if J and g have same sign. The above theory has to be modified, however, if $|J+g| < |g|$ in which case the bound pairs with one excitation localized on the defect are resonantly mixed with extended unbound two-magnon states. We will not consider this case here.

3. Localized states split off the bound-pair band

The energy difference $E_D^{(\pm)} - E_{\text{BP}} - g$ between the BP states with one excitation located on the defect and extended (plain- or standing-wave type) BP states largely exceeds the bandwidth $|g|$ of the extended states. Therefore it is a good approximation to assume that the wave functions of extended BP states are equal to zero on the defect. In other words, such BPs are reflected before they reach the defect. In this sense, the defect acts

as a boundary for them. One may expect that there is a surface-type state associated with this boundary.

Formation of a localized surface-type state is facilitated by the defect-induced change of the on-site energy of a BP located next to the defect on the sites $(n_0 + 1; n_0 + 2)$ [or $(n_0 - 2; n_0 - 1)$]. This change is described by an extra term E_{BP} in the expression for the diagonal part of the Hamiltonian $H_n^{(t)}$ [Eq. (25)] with $n = n_0 + 1$ (or $n = n_0 - 2$). This term arises because a virtual transition onto a defect gives a different energy denominator compared to a virtual transition on a regular site,

$$E_{BP} = \frac{Jg}{4(J-g)}: \quad (31)$$

The Schrodinger equation for BP states away from the defect is given by Eqs. (20), (26), (31). Reflection from the defect leads to the boundary condition $a(n_0; n_0 + 1) = a(n_0 - 1; n_0) - a(n_0 + N - 1; n_0 + N) = 0$. The BP wave functions can be sought in the form

$$a(n; n + 1) = C e^{i n} + C^0 e^{-i n}: \quad (32)$$

The BP energy as a function of θ is given by $E_{BP} = E_{BP}^{(0)} + (J=2) \cos \theta$, cf. Eq. (24). The values of θ can be obtained by writing the Schrodinger equation for $a(n; n + 1)$ with $n = n_0 + 1$ and $n = N + n_0 - 2$, with account taken of the boundary conditions. This gives an equation for θ of the form

$$f(\theta) = f(\theta); f(\theta) = E_{BP} \frac{J}{4} e^{i 2\theta} - e^{i(N-3)\theta}: \quad (33)$$

Eq. (33) has $2(N - 1)$ solutions for $\exp(i\theta)$. The solutions $\exp(i\theta) = \pm 1$ are spurious, in the general case. The roots θ and $\theta + \pi$ describe one and the same wave function. Therefore there are $N - 2$ physically distinct roots, as expected for an N -spin chain with two excluded BP states located at $(n_0; n_0 - 1)$.

Depending on the ratio $q = J/(4 - E_{BP})$ ($J/g = q$), the roots θ are all real or there is one or two pairs of complex roots with opposite signs. Real roots correspond to extended states, whereas complex roots correspond to the states that decay away from the defect. The onset of complex roots can be analyzed in the same way as it was done in Sec. II, by rewriting Eq. (33) in the form

$$\tan[(N - 1)\theta] = \frac{2 \sin \theta (\cos \theta - q)}{(\cos \theta - q)^2 - \sin^2 \theta}: \quad (34)$$

For $q > 1$ all roots of Eq. (34) are real. At $q = 1$ there occurs a bifurcation where two real roots merge at $\theta = 0$ (or $\theta = \pi$, for $q = -1$). They become complex for $q < 1$. For $q = 1 - 2(N - 1)^{-1}$ two other real roots coalesce at $\theta = 0$ (or π), and for smaller q another pair of complex roots emerges.

As the length of the chain increases, the difference between the pairs of complex roots decreases. In the limit

$N \rightarrow \infty$ the roots merge pairwise. The imaginary part of one of the roots is

$$\text{Im} \theta_{BP}^{(s)} = \ln |j E_{BP} + (J=4)|j| \quad (35)$$

(the second root is just of the opposite sign).

One can easily show from the Schrodinger equation for the BPs that the solution (35) describes a "surface-type" BP state localized next to the defect on the site $(n_0 + 1; n_0 + 2)$. The solution with $\theta_{BP}^{(s)}$ describes the surface state on $(n_0 - 2; n_0 - 1)$. The amplitudes of these states exponentially decay away from the defect. For $J > g > J/2 > 0$ or $J < g < J/2 < 0$ we have $\text{Re} \theta_{BP}^{(s)} = 0$. For $g > J > 0$ or $g < J < 0$, we have $\text{Re} \theta_{BP}^{(s)} = \theta$, and the decay of the localized state is accompanied by oscillations. The complex roots in a finite chain can be pictured as describing those same states on the opposite sites of the defect. But now the states are "tunnel"-split because of overlapping of their tails inside the chain, which leads to the onset of two different localization lengths.

The energy of the localized state in a long chain is

$$E_{BP}^{(s)} = E_{BP}^{(0)} + E_{BP} + \frac{(J=4)^2}{E_{BP}}: \quad (36)$$

It lies outside the band $E_{BP}^{(0)} + (J=2) \cos \theta$ (24) of extended BP states. The distance to the band edge strongly depends on the interrelation between the defect excess energy g and the BP binding energy J . It remains of the order of the BP bandwidth $jJ = j$ for $j = (J - g)/j$. However, when the difference between J and g becomes small, the energy of the surface-type state sharply increases in the absolute value. This is illustrated in Fig. 3. The decay length $j \text{Im} \theta_{BP}^{(s)j^{-1}}$ is large when the state energy is close to the band edge and shrinks down with the increasing $j E_{BP} j$.

IV. ANTIRESONANT DECOUPLING OF TWO-EXCITATION STATES

The analysis of the previous section does not apply if the pair binding energy J is close to the defect excess energy g , i.e. $jJ \approx j$ or $jJ \approx j$. In this resonant case the BP and LDP bands of two-excitation states overlap or nearly overlap with each other [jJ is the bandwidth of the LDP states, cf. Eq. (29)]. One may expect that there would occur mixing of states of these two bands. In other words, a delocalized magnon in the LDP band might be scattered onto the excitation on the defect, and as a result they both would move away as a bound pair. However, as we show, such mixing does not happen. In order to simplify notations we will assume in what follows that $g; J > 0$.

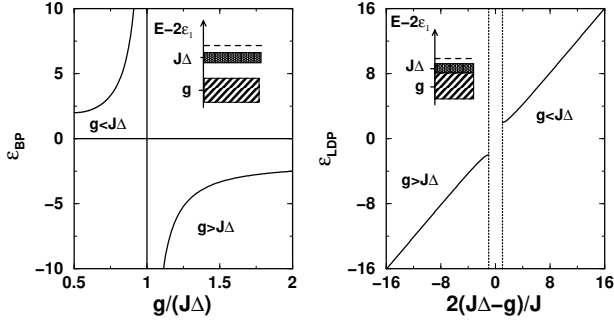


FIG. 3: Left panel: the distance from the localized BP level to the band center of extended BP states, $\epsilon_{BP} = (E_{BP}^{(s)} - E_{BP}^{(0)}) = (J=4)$, vs the defect excess energy g . The results refer to the range where the BP and LDP bands are far from each other, compared to the LDP bandwidth $|j|$, as shown in the inset. Right panel: the energy difference between the localized BP state and the LDP band $\epsilon_{LDP} = (E_{LDP}^{(s)} - 2\epsilon_1 - g) = (J=2)$. The results refer to the case where the BP and LDP bands are close or overlap, as shown in the inset. In the region between the dotted lines the BP state is delocalized. The dashed lines in the both insets show where the energy level of the localized BP state is located.

A. A bound pair localized next to the defect

In the resonant region we should reconsider the analysis of the next-to-the-defect bound pair localized on the sites $(n_0 + 1; n_0 + 2)$ or $(n_0 - 2; n_0 - 1)$. As $|j| \ll J$ decreases, the energy of this pair (36) moves away from the BP band, see Fig. 3. However, the distance between the pair energy and the LDP band $E_{BP}^{(s)} - 2\epsilon_1 - g$ becomes smaller. For $|j| \ll g \ll J$, the next-to-the-defect pairs are hybridized with LDPs. The hybridization occurs in first order in the nearest-neighbor coupling constant J . To describe it, we will seek the solution of the Schrodinger equation (20) in the form of a linear superposition of an LDP state (28) and a pair on the next to the defect sites,

$$a(n; m) = (C e^{i m} + C^0 e^{-i m})_{n, m_0} + a(n_0 + 1; n_0 + 2)_{n, m_0 + 1, m, m_0 + 2} + a(n_0 - 2; n_0 - 1)_{n, m_0 - 2, m, m_0 - 1} \quad (37)$$

(we remind that $m > n$).

The energy of a state with given n can be found from (20) as before by considering m far away from n_0 . It is given by Eq. (29). The interrelation between the coefficients $C; C^0; a(n_0 + 1; n_0 + 2)$, and $a(n_0 - 2; n_0 - 1)$, as well as the values of ϵ should be obtained from the boundary conditions. These conditions follow from the fact that the energy of a pair on the sites $(n_0; n_0 - 1)$ and the energies of the pairs on Eq. (hybridization) differ by $g \ll J$, cf. (30). Therefore the pairs on $(n_0; n_0 - 1)$ are decoupled from the states (37), and $a(n_0; n_0 - 1) = 0$. Decoupled also are unbound two-excitation states with no excitation on the defect (the two-magnon states). Therefore $a(n; m) = 0$ for $m - n > 1$ and $n; m \notin n_0$.

From Eq. (20) written for $n = n_0; m = n_0 + 2$ and $n = n_0 - 2; m = n_0$ [with account taken of the relation $a(n; m) = a(m; n + N)$] we obtain

$$a(n_0 + 1; n_0 + 2) = C e^{i(n_0 + 1)} + C^0 e^{-i(n_0 + 1)}; \quad (38)$$

$$a(n_0 - 2; n_0 - 1) = C e^{i(n_0 + N - 1)} + C^0 e^{-i(n_0 + N - 1)};$$

The interrelation between C and C^0 and the equation for ϵ follow from (38) and Eq. (20) written for $n = n_0 + 1; m = n_0 + 2$ and $n = n_0 - 2; m = n_0 - 1$. They have the form

$$C^0 = \frac{2(J - g)e^{i\epsilon}}{2(J - g)e^{-i\epsilon}} \frac{J}{J} C e^{2i n_0}; \quad (39)$$

and

$$f(\epsilon) = f(\epsilon); \quad (40)$$

$$f(\epsilon) = e^{i N - 2(J - g)e^{-i\epsilon}} J^2;$$

Eq. (40) is an $2N$ th order equation for $\exp(i\epsilon)$. Its analysis is completely analogous to that of Eq. (33). The roots $\epsilon = 0$; are spurious, and the roots of opposite signs describe one and the same wave function. Therefore Eq. (40) has $N - 1$ physically distinct roots. Real roots correspond to extended states. Complex roots appear for $2|j| \ll g \ll J$. These roots, $\epsilon_{LDP}^{(s)}$, describe a localized state. In the limit of a long chain, $N \gg 1$, the imaginary part of one root is

$$\text{Im} \epsilon_{LDP}^{(s)} = \ln |2(J - g)| = J|j| \quad (41)$$

(there is also another root with negative $\text{Im} \epsilon_{LDP}^{(s)}$).

The wave function of the localized state is maximum on either $(n_0 + 1; n_0 + 2)$ or $(n_0 - 2; n_0 - 1)$ and exponentially decays into the chain. For $J - g < 0$ this decay is accompanied by oscillations, $\text{Re} \epsilon_{LDP}^{(s)} = \epsilon$. The energy of the localized state is

$$E_{LDP}^{(s)} = 2\epsilon_1 + J + \frac{(J=2)^2}{J - g}; \quad (42)$$

The localized state (37), (41) is a "surface-type" state induced by a defect. It is the resonant-region analog of the localized next-to-the-defect state discussed in Section III B 3. The wave function of the latter state (32), (35) was a linear combination of the wave functions of bound pairs. In contrast, the state (37), (41) is a combination of the wave functions of the bound pair located to the defect and localized-delocalized pairs.

The evolution of the surface-type state is controlled by the difference between the excess energies of binding two excitations in a pair or localizing one of them on the defect $|j| \ll g$. As $|j| \ll g$ varies, the state changes in the following way. It first splits off the BP band when $|j| \ll g$ becomes less than g , see Fig. 3. Its energy moves away from the band of extended BP states with decreasing $|j| \ll g$ and the localization length decreases [cf. Eq. (35)]. Well before $|j| \ll g$ becomes of order J

the state becomes strongly localized on the sites $(n_0 + 1; n_0 + 2)$ or $(n_0 - 2; n_0 - 1)$.

For $j \ll g$ the distance to the BP band becomes $J^2 = 4(J - g)$. But by this time the state becomes already close to the LDP band, which is parametrically broader than the BP band. Hybridization with LDP states occurs in the first order in J , via a transition $(n_0 + 1; n_0 + 2) \leftrightarrow (n_0; n_0 + 2)$ [or $(n_0 - 2; n_0 - 1) \leftrightarrow (n_0 - 2; n_0)$]. With decreasing $j \ll g$ this hybridization becomes nearly resonant and much stronger than with BP states, where it goes via an intermediate nonresonant transition [cf. Eq. (25)]. We note that the expressions for the energy of the localized state (36) and (42) go over into each other for $j \ll g \ll J$. With further decrease in $j \ll g$ the localization length starts increasing, cf. Eq. (41). Ultimately, for $j \ll g = J = 2$ the localized surface-type state disappears.

B. Coupling of bound pairs and LDPs in the resonant region

We are now in a position to consider resonant coupling between extended states of bound pairs and localized-delocalized pairs. To lowest order in J^{-1} , a BP on sites $(n; n + 1)$ far away from the defect can resonantly hop only to the nearest pair of sites, see Eqs. (25), (26). As noted before, the hopping requires an intermediate virtual transition of the BP into a dissociated state, which differs in energy by J .

A different situation occurs for the BP on the sites $(n_0 + 2; n_0 + 3)$ [or $(n_0 - 3; n_0 - 2)$]. Such BP can hop onto the sites $(n_0 + 1; n_0 + 2)$ and $(n_0 + 3; n_0 + 4)$, as described by (26). But additionally it can make a transition into the LDP state on sites $(n_0; n_0 + 3)$. Indeed, such state has the energy $2\epsilon_1 + g$, which is very close to the BP energy $2\epsilon_1 + J$ for $j \ll g \ll J$. The transition $(n_0 + 2; n_0 + 3) \leftrightarrow (n_0; n_0 + 3)$ goes through the intermediate dissociated state $(n_0 + 1; n_0 + 3)$, which differs in energy by J . As a result, the transfer Hamiltonian $H^{(t)}$ (26) for the BP on the site $(n_0 + 2; n_0 + 3)$ has an extra term $H^{(t)}$, which gives

$$H^{(t)} a(n_0 + 2; n_0 + 3) = (J = 4) a(n_0; n_0 + 3): \quad (43)$$

Extended BP states are connected to LDP states only through a BP on the site $(n_0 + 2; n_0 + 3)$. We are now in a position to analyze this connection. From Eqs. (26), (43), we see that

$$[H^{(t)} + H^{(t)}] a(n_0 + 2; n_0 + 3) = (J = 4) [a(n_0; n_0 + 3) + a(n_0 + 1; n_0 + 2)] + A; \quad (44)$$

where A is a linear combination of the amplitudes $a(n_0 + 2; n_0 + 3)$ and $a(n_0 + 3; n_0 + 4)$.

The sum $a(n_0; n_0 + 3) + a(n_0 + 1; n_0 + 2)$ in Eq. (44) can be expressed in terms of the LDP wave functions (37). With account taken of the interrelation (39) between the

coefficients $C; C^0$ in (37), we have

$$\begin{aligned} & a(n_0 + 1; n_0 + 2) + a(n_0; n_0 + 3) \\ & / C \sin \cos [J - g - J \cos \theta]: \end{aligned} \quad (45)$$

Eqs. (44), (45) describe the coupling between the BP on the sites $(n_0 + 2; n_0 + 3)$ and LDP eigenstates.

An important conclusion can now be drawn regarding the behavior of BP and LDP states in the resonant region. The center of the BP band lies at $2\epsilon_1 + J + (J = 2)$ (24), and the BP band is parametrically narrower than the LDP band $2\epsilon_1 + g + J \cos \theta$ (29). When the BP band is inside the LDP band, this means that $J = g + J \cos \theta$, to zeroth order in J^{-1} (this is the approximation used to obtain the LDP dispersion law). It follows from Eqs. (44), (45) that, for such $J - g$ and there is no coupling between LDP and extended BP states.

The above result means that LDP and extended BP states do not experience resonant scattering into each other, even though it is allowed by the energy conservation law. Such scattering would correspond to the scattering of a magnon on the excitation localized on the defect, with both of them becoming a bound pair that moves away from the defect, or an inverse process.

Physically, the antiresonant decoupling of BP and LDP states is a result of strong mixing of a BP on the site $(n_0 + 1; n_0 + 2)$ and LDPs on sites $(n_0; m > n_0 + 1)$. Because of the mixing, the amplitudes of transitions of the BPs to the sites $(n_0 + 1; n_0 + 2)$ and $(n_0; n_0 + 3)$ compensate each other, to lowest order in J^{-1} .

To illustrate the antiresonant decoupling we show in Fig. 4 two types of time evolution of excitation pairs. In both cases the initial state corresponds to a pair on the site $(n_0 + 1; n_0 + 2)$, i.e. $a(n_0 + 1; n_0 + 2) = 1$. The solid lines refer to the case of nonoverlapping BP and LDP bands, $j \ll g \ll J$ and $j \ll g \ll J$. In this case no localized state is split off the BP band. Therefore the excitation localized initially on the state $(n_0 + 1; n_0 + 2)$ transforms into extended BP states and propagates through the chain. This propagation is seen from the figure as oscillations of the return probability and the probability to find the BP on another arbitrarily chosen site $(n_0 + 2; n_0 + 3)$. The oscillation rate should be small, of the order of the bandwidth $J = 4$. This estimate agrees with the numerical data. It is seen that the BP states are not transformed into LDP states. The amplitude of LDP states on sites $(n_0; m = n_0 + 2)$ remains extremely small, as illustrated for $m = n_0 + 2$.

The dotted lines in Fig. 4 show a completely different picture which arises when the BP band is inside the LDP band. In this case the pair state located on $(n_0 + 1; n_0 + 2)$ is hybridized with LDP rather than BP states. A transformation of the pair $(n_0 + 1; n_0 + 2)$ into LDPs is clearly seen. The period of oscillations is of the order of the bandwidth of the LDPs J , it is much shorter than in the previous case. Remarkably, as a consequence of the antiresonance, extended states of bound pairs are not excited to any appreciable extent, as seen from the amplitude of the pair on the site $(n_0 + 2; n_0 + 3)$.

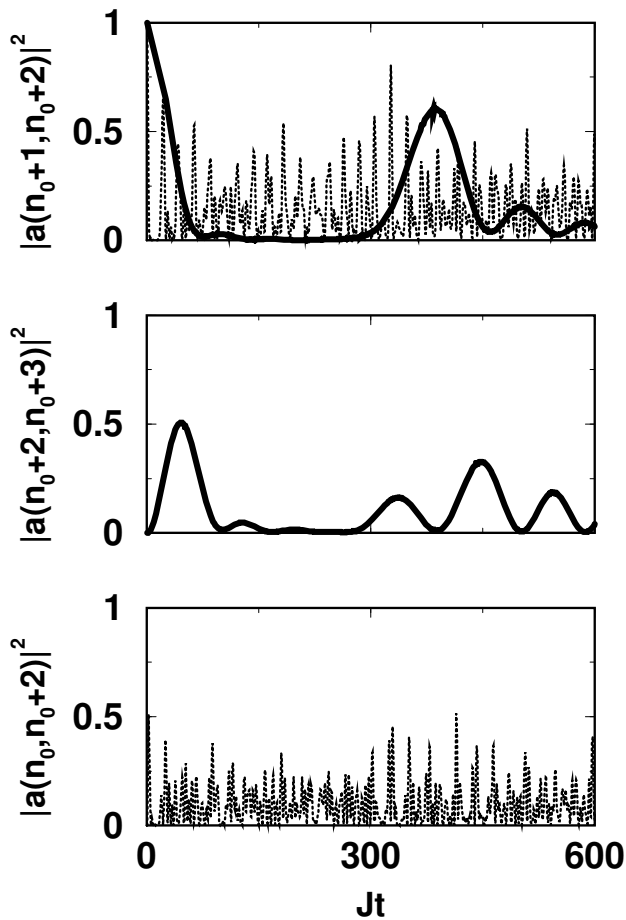


FIG. 4: Time evolution of a two-excitation wave packet in an XXZ chain with a defect; $|a(n; m)|^2$ is the occupation of sites $(n; m)$. Initially the wave packet is located next to the defect on the sites $(n_0 + 1; n_0 + 2)$. The solid and dashed lines refer to the cases where the BP and LDP bands are, respectively, far away from each other ($g = J = 4$) and overlapping ($g = J$). In the first case a bound pair slowly oscillates between neighboring sites $(n; n + 1)$ and does not dissociate [$a(n_0; n_0 + 2)$ remains very small]. In the case of overlapping bands, the pair at $(n_0 + 1; n_0 + 2)$ is hybridized with LDPs, but practically does not mix with bound pairs on other sites [$a(n_0 + 2; n_0 + 3)$ remains very small]. The results refer to a 10-site closed chain with $J = 1$ and $\Delta = 10$.

V. CONCLUSIONS

We have analyzed a spin chain with a strongly anisotropic coupling. A defect in such a chain can lead to several localized states, depending on the number of excitations. This is a consequence of the interaction between excitations and, ultimately, a result of the interplay between disorder and interaction. We have studied chains with one and two excitations.

In a long chain, localization of one excitation occurs

for any difference g between the excitation energies on the defect and a regular site. The localization length and the energy of the localized state strongly depend on g . In a finite-length closed (periodic) chain the onset of an exponentially decaying state may require that $|g|$ exceed a threshold value, depending on the signs of g and the exchange coupling constant J and on whether the number of spins is even or odd. In an open chain exponentially decaying states arise only if $|g|$ exceeds a threshold value.

The major results of the paper refer to the case of two excitations. Here, the physics is determined by the interrelation between g and the anisotropic part of the exchange coupling J . The anisotropy leads to binding of excitations into pairs. Because of the defect, bound pairs (BPs) can localize. A simple type of a localized BP is a pair with one of the excitations located on a defect. A less obvious localized state corresponds to a pair localized next to a defect. It reminds a "surface" state split off the band of extended BP states, with the surface being the defect site. We specified the conditions where the localization occurs and found the characteristics of these states.

Our most unexpected observation is the antiresonant decoupling of the extended BP states from two-excitation LDP states, which are formed by one excitation on the defect and another in an extended state. It occurs for $g = J$, when the BP and LDP bands overlap, and results from destructive quantum interference of the coupling of BPs to two types of resonant two-excitation states. One of the involved excitations is LDPs. The other is the excitation pair on the sites next to the defect (it becomes localized when the BP and LDP bands are sufficiently far from each other). As a result of the decoupling, excitations of different types do not scatter into each other, even though it is allowed by energy conservation. This means that an excitation localized on the defect does not delocalize as a result of coupling to other excitations.

Localized spin excitations give rise to narrow lines in the spectra of Raman scattering. Therefore they can be directly studied in experiments.

In terms of quantum computing, both the occurrence of multiple localized states and absence of mixing of different types of excitations are very important. This shows that, even where the interaction between the qubits is on all the time, we may still have well-defined controllable states.

Acknowledgments

We gratefully acknowledge support by the NSF through grant No. ITR-0085922.

-
- [1] M. A. Nielsen and I. L. Chuang, *Quantum Computation and Quantum Information* (Cambridge University Press, Cambridge, 2000).
- [2] B. Kane, *Nature* 393, 133 (1998).
- [3] V. D. Averbukh, *Solid State Commun.* 105, 659 (1998); Y. Nakamura, Y. A. Pashkin, and H. S. Tsai, *Nature* 398, 786 (1999); Y. Yu, S. Y. Han, X. Chu, S. I. Chu, and Z. Wang, *Science* 296, 889 (2002); D. Vion, A. Aassime, A. Cottet, P. Joyez, H. Pothier, C. Urbina, D. Esteve, and M. H. Devoret, *Science* 296, 886 (2002); D. A. Lidar, L. A. Wu, and A. Blais, *Quant. Info. Proc.* 1, 155 (2002).
- [4] Y. Makhlin, G. Schon, and A. Shnirman, *Nature* 398, 305 (1999); *Fortschr. Phys.* 48, 1043 (2000).
- [5] M. J. Dykman and P. M. Platzman, *Science* 284, 1967 (1999); *Fortschr. Phys.* 48, 9 (2000); M. J. Dykman, P. M. Platzman, and P. Seddighrad, *Phys. Rev. B* 67, 1554X (2003).
- [6] I. L. Chuang, L. M. K. Vandersypen, X. Zhou, D. B. Leung, and S. Lloyd, *Nature* 393, 143 (1998); L. M. K. Vandersypen, M. Steen, G. Breyta, C. S. Yannoni, M. H. Sherwood, I. L. Chuang, *Nature* 414, 883 (2001).
- [7] T. D. Ladd, J. R. Goldstone, F. Yamaguchi, Y. Yamamoto, E. Abe, K. M. Itoh, *Phys. Rev. Lett.* 89, 017901 (2002).
- [8] D. G. Cory, R. Laamme, E. Knill, L. Viola, T. F. Havel, N. Boulant, G. Boutis, E. Fortunato, S. Lloyd, R. Martinez, C. Negrevergne, M. Pravia, Y. Sharf, G. Teklemariam, Y. S. Weinstein, W. H. Zurek, *Fortschr. Phys.* 48, 875 (2000).
- [9] T. H. Stievater, X. Li, D. G. Steel, D. Gammann, D. S. Katzer, D. Park, C. Piemarocchi, and L. J. Sham, *Phys. Rev. Lett.* 87, 133603 (2001).
- [10] D. D. M. Lile, *Phys. Rev. Lett.* 88, 067901 (2002).
- [11] H. A. Bethe, *Z. Phys.* 71, 205 (1931); C. N. Yang and C. P. Yang, *Phys. Rev.* 150, 321, 327 (1966).
- [12] F. C. A. Icaraz, M. N. Barber, M. T. Batchelor, R. J. Baxter and G. R. W. Quispel, *J. Phys. A* 20, 6397 (1987).
- [13] P. Schm itteckert, P. Schwab, and U. Eckem, *Europhys. Lett.* 30, 543 (1995); H. P. Eckerle, A. Punnoose, and R. A. Romer, *Europhys. Lett.* 39, 293 (1997); A. Zvyagin, *J. Phys. A* 34, R21 (2001).
- [14] B. G. Olding, unpublished.
- [15] B. Georgeot and D. L. Shepelyansky, *Phys. Rev. E* 62, 3504, 6366 (2000).
- [16] G. P. Berman, F. Borgonovi, F. M. Izrailev, and V. J. Tsifrinovich, *Phys. Rev. E* 64, 056226 (2001); *ibid* 65, 015204 (2002).
- [17] V. V. Flambaum, *Aust. J. Phys.* 53, 489 (2000); P. G. Silvestrov, H. Schomerus, and C. W. J. Beenakker, *Phys. Rev. Lett.* 86, 5192 (2001); J. Emerson, Y. S. Weinstein, S. Lloyd, and D. G. Cory, *Phys. Rev. Lett.* 89, 284102 (2002).
- [18] In the case of a finite-length spin chain, we use the term "extended" for spatially periodic states with a sinusoidal wave function.