

# Multi-partite entanglement, communication complexity and quantum Helly-type theorems

Sudhir Kumar Singh  
email: qcsudhir@yahoo.co.in

Somesh Kumar  
email: smsh@maths.iitkgp.ernet.in

Department of Mathematics  
Indian Institute of Technology, Kharagpur, 721302, India

Sudebkumar Prasant Pal  
email: spp@cse.iitkgp.ernet.in  
<http://www.angelfire.com/or/sudebkumar>  
Department of Computer Science and Engineering  
Indian Institute of Technology, Kharagpur, 721302, India

## Abstract

We develop protocols for preparing the GHZ state (a pure tri-partite maximally entangled state) and, in general, a pure  $n$ -partite maximally entangled state using EPR pairs shared amongst  $n$  agents and classical communication between the agents. We observe that the combinatorial arrangement of EPR pairs required for this purpose is like that in Helly-type theorems in geometry.

PACS numbers: 03.65.Ud, 03.67.Hk, 03.67.Mn

## 1 Introduction

Quantum entanglement [4] is a very important tool in quantum information processing and has such applications as teleportation [1] and dense coding [2]. Maximally entangled states have been used for reliable quantum communication. Bell states [6] exhibit maximum entanglement in the case of a pure bipartite system. In case of tripartite pure systems, the GHZ state [6, 5] is one that shows maximum entanglement.

In this paper we develop two protocols for preparing the GHZ state using only EPR pairs shared amongst three agents. We use three bits of classical communication in one protocol

and only two bits of classical communication in another protocol. In the general case, we show how to prepare a pure  $n$ -partite maximally entangled state using only  $n - 1$  EPR pairs shared amongst  $n$  agents using at most  $5n - 8$  bits of classical communication. The combinatorial arrangement of EPR pairs amongst the  $n$  agents in the protocol seems like Helly-type theorems in classical convex geometry [7]. Helly's theorem in classical convex geometry states that a collection of closed convex sets in the plane must have a non-empty intersection if each triplet of the convex sets from the collection has a non-empty intersection. In one dimension, Helly's theorem ensures a non-empty intersection of a collection of intervals if each pair of intervals has a non-empty intersection. In our case there is similar combinatorial nature; we show that if  $n$  agents are such that each pair of agents has a shared EPR pair, then (with linear classical communication cost) an  $n$ -partite state with maximum entanglement can be created entangling all the  $n$  agents. In fact we need much less than the all pairs EPR sharing requirement; we need just the  $n$  agents to have  $n - 1$  pairs of shared EPR pairs, such that these  $n - 1$  pairs form edges of any tree spanning them. In other words, the  $n - 1$  shared EPR pairs must define a spanning tree of the  $n$  agents.

## 2 Preparing a GHZ state from EPR pairs shared amongst three agents




Figure 2.1:  $A$  shares an EPR pair with each of  $B$  and  $C$ .

**THEOREM 2.1** If any two pairs of the three agents  $A$  (Alice),  $B$  (Bob) and  $C$  (Charlie) share EPR pairs, that is, the state  $(|00\rangle + |11\rangle)/\sqrt{2}$ , then we can prepare a GHZ state  $(|000\rangle + |111\rangle)/\sqrt{2}$  amongst them with only three bits (Protocol I) or two bits (Protocol II) of classical communication.

*Proof:* The proof follows from Protocols I and II below.

*The Protocols I and II:* Without loss of generality let us assume that the sharing arrangement is as in Figure 2.1.  $A$  shares an EPR pair with  $B$  and another EPR pair with  $C$  but  $B$  and  $C$  do not share an EPR pair. This means that we have the states  $(|0_{a1}0_b\rangle + |1_{a1}1_b\rangle)/\sqrt{2}$  and




Figure 2.2: Entangling qubits  $a1$ ,  $b$  and  $a3$ .

$(|0_{a2}0_c\rangle + |1_{a2}1_c\rangle)/\sqrt{2}$  where subscripts  $a1$  and  $a2$  denote the first and second qubits with  $A$  and subscripts  $b$  and  $c$  denote qubits with  $B$  and  $C$ , respectively.

Our aim is to prepare  $(|0_{a1}0_b0_c\rangle + |1_{a1}1_b1_c\rangle)/\sqrt{2}$  or  $(|0_{a2}0_b0_c\rangle + |1_{a2}1_b1_c\rangle)/\sqrt{2}$ . We need three steps to do so.

*Step 1:*  $A$  prepares a third qubit in the state  $|0\rangle$ . We denote this state as  $|0_{a3}\rangle$  where the subscript  $a3$  indicates that this is the third qubit of  $A$ .

*Step 2:*  $A$  prepares the state  $(|0_{a1}0_b0_{a3}\rangle + |1_{a1}1_b1_{a3}\rangle)/\sqrt{2}$  using the following circuit (Figure 2.2).

*Step 3:*  $A$  sends her third qubit to  $C$  with the help of the EPR pair  $(|0_{a2}0_c\rangle + |1_{a2}1_c\rangle)/\sqrt{2}$  using teleportation [1]. The classical communication complexity here (two bits or three bits), depends on how the teleportation is processed and how  $B$  is informed that his qubit is finally one qubit of the GHZ state amongst  $A$ ,  $B$  and  $C$ .

In our first protocol (Protocol I), only three cbits (classical bits) of communication are required.  $A$  uses the same teleportation circuit as in [1, 6]. Teleportation requires two cbits of communication; a third cbit is required to be sent from  $A$  to  $B$ , thus informing  $B$  that he is now GHZ entangled. The roles of  $B$  and  $C$  are symmetrical. So, our protocol requires that if either  $B$  or  $C$  gets a single cbit, he does not have to do anything but to record that he is now GHZ entangled. If he, on the other hand, gets two cbits, he has to perform the operations as required in completing the teleportation of the third qubit from  $A$ .

Our second protocol (Protocol II) requires only two cbits of communication. We use our new and novel teleportation circuit as shown in Figure 2.3. The circuit works as follows.  $A$  has all her three qubits with her and can do any operation she wants to be performed on them. Initially the five qubits are jointly in the state  $|\phi_1\rangle$ .  $A$  first applies a controlled NOT

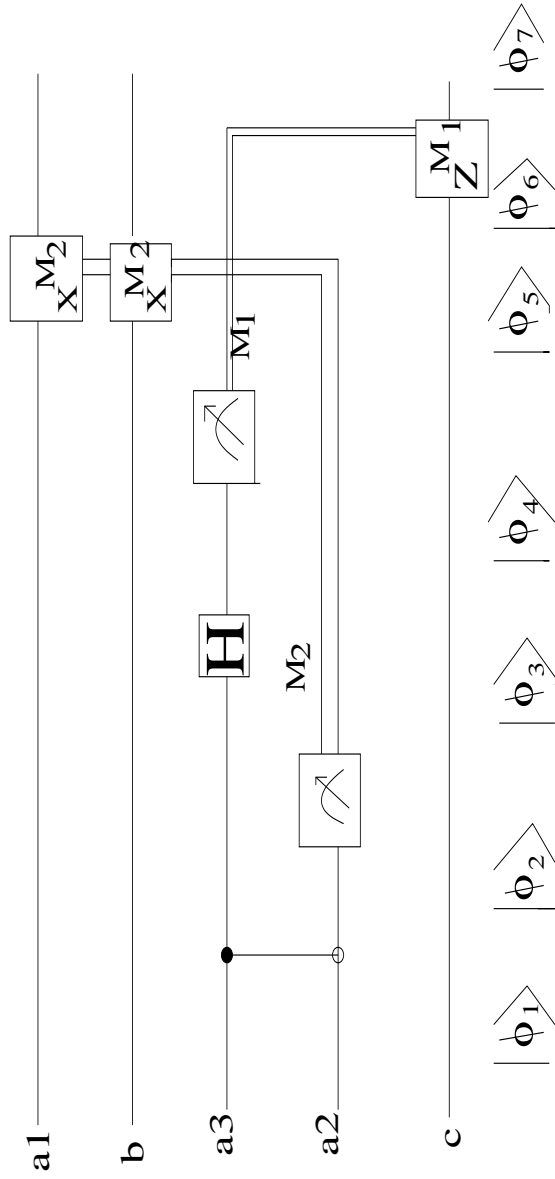


Figure 2.3: Circuit for creating a GHZ state with only two cbits of communication.

gate on her second qubit controlling it from her third qubit changing  $|\phi_1\rangle$  to  $|\phi_2\rangle$ . Then she measures her second qubit yielding measurement result  $M_2$  and bringing the joint state to  $|\phi_3\rangle$ . She then applies a Hadamard gate on her third qubit and the joint state becomes  $|\phi_4\rangle$ . A measurement on the third qubit is then done by her yielding the result  $M_1$  and bringing the joint state to  $|\phi_5\rangle$ . She then applies a NOT (Pauli's X operator) on her first qubit, if  $M_2$  is 1. Now she sends the measurement results  $M_2$  to  $B$  and  $M_1$  to  $C$ .  $B$  applies an  $X$  gate on his qubit if he gets 1 and  $C$  applies a  $Z$  gate (Pauli's  $Z$  operator) if he gets 1. The order in which  $B$  and  $C$  apply their operations does not matter. The final state is  $|\phi_7\rangle$ .

Mathematically, the above circuit can be explained as follows:

$$|\phi_1\rangle = (|0_{a1}0_b0_{a3}\rangle + |1_{a1}1_b1_{a3}\rangle)(|0_{a2}0_c\rangle + |1_{a2}1_c\rangle)/2,$$

$$|\phi_2\rangle = [|0_{a1}0_b0_{a3}\rangle(|0_{a2}0_c\rangle + |1_{a2}1_c\rangle) + |1_{a1}1_b1_{a3}\rangle(|1_{a2}0_c\rangle + |0_{a2}1_c\rangle)]/2.$$

*Case 1:  $M_2 = 0$*

$$\begin{aligned} |\phi_3\rangle &= (|0_{a1}0_b0_{a3}0_{a2}0_c\rangle + |1_{a1}1_b1_{a3}0_{a2}1_c\rangle)/\sqrt{2} \\ &= (|0_{a1}0_b0_{a3}0_c\rangle + |1_{a1}1_b1_{a3}1_c\rangle)|0_{a2}\rangle/\sqrt{2}, \end{aligned}$$

$$\begin{aligned} |\phi_4\rangle &= (|0_{a1}0_b0_{a3}0_c\rangle + |0_{a1}0_b1_{a3}0_c\rangle + |1_{a1}1_b0_{a3}1_c\rangle - |1_{a1}1_b1_{a3}1_c\rangle)|0_{a2}\rangle/2 \\ &= [(|0_{a1}0_b0_c\rangle + |1_{a1}1_b1_c\rangle)|0_{a3}\rangle + (|0_{a1}0_b0_c\rangle - |1_{a1}1_b1_c\rangle)|1_{a3}\rangle]|0_{a2}\rangle/2. \end{aligned}$$

When  $M_1 = 0$ ,

$$|\phi_5\rangle = (|0_{a1}0_b0_c\rangle + |1_{a1}1_b1_c\rangle)|0_{a3}\rangle|0_{a2}\rangle/\sqrt{2},$$

$$|\phi_6\rangle = (|0_{a1}0_b0_c\rangle + |1_{a1}1_b1_c\rangle)|0_{a3}\rangle|0_{a2}\rangle/\sqrt{2},$$

$$|\phi_7\rangle = (|0_{a1}0_b0_c\rangle + |1_{a1}1_b1_c\rangle)|0_{a3}\rangle|0_{a2}\rangle/\sqrt{2}.$$

When  $M_1 = 1$ ,

$$|\phi_5\rangle = (|0_{a1}0_b0_c\rangle - |1_{a1}1_b1_c\rangle)|1_{a3}\rangle|0_{a2}\rangle/\sqrt{2},$$

$$|\phi_6\rangle = (|0_{a1}0_b0_c\rangle - |1_{a1}1_b1_c\rangle)|1_{a3}\rangle|0_{a2}\rangle/\sqrt{2},$$

$$|\phi_7\rangle = (|0_{a1}0_b0_c\rangle + |1_{a1}1_b1_c\rangle)|1_{a3}\rangle|0_{a2}\rangle/\sqrt{2}.$$

*Case 2:  $M_2 = 1$*

$$\begin{aligned} |\phi_3\rangle &= (|0_{a1}0_b0_{a3}1_{a2}1_c\rangle + |1_{a1}1_b1_{a3}1_{a2}0_c\rangle)/\sqrt{2} \\ &= (|0_{a1}0_b0_{a3}1_c\rangle + |1_{a1}1_b1_{a3}0_c\rangle)|1_{a2}\rangle/\sqrt{2}, \end{aligned}$$

$$\begin{aligned}
|\phi_4\rangle &= (|0_{a1}0_b0_{a3}1_c\rangle + |0_{a1}0_b1_{a3}1_c\rangle + |1_{a1}1_b0_{a3}0_c\rangle - |1_{a1}1_b1_{a3}0_c\rangle)|1_{a2}\rangle/2 \\
&= [(|0_{a1}0_b1_c\rangle + |1_{a1}1_b0_c\rangle)|0_{a3}\rangle + (|0_{a1}0_b1_c\rangle - |1_{a1}1_b0_c\rangle)|1_{a3}\rangle]|1_{a2}\rangle/2.
\end{aligned}$$

When  $M_1 = 0$ ,

$$|\phi_5\rangle = (|0_{a1}0_b1_c\rangle + |1_{a1}1_b0_c\rangle)|0_{a3}\rangle|1_{a2}\rangle/\sqrt{2},$$

$$|\phi_6\rangle = (|1_{a1}1_b1_c\rangle + |0_{a1}0_b0_c\rangle)|0_{a3}\rangle|1_{a2}\rangle/\sqrt{2},$$

$$|\phi_7\rangle = (|1_{a1}1_b1_c\rangle + |0_{a1}0_b0_c\rangle)|0_{a3}\rangle|1_{a2}\rangle/\sqrt{2}.$$

When  $M_1 = 1$ ,

$$|\phi_5\rangle = (|0_{a1}0_b1_c\rangle - |1_{a1}1_b0_c\rangle)|1_{a3}\rangle|1_{a2}\rangle/\sqrt{2},$$

$$|\phi_6\rangle = (|1_{a1}1_b1_c\rangle - |0_{a1}0_b0_c\rangle)|1_{a3}\rangle|1_{a2}\rangle/\sqrt{2},$$

$$\begin{aligned}
|\phi_7\rangle &= (-|1_{a1}1_b1_c\rangle - |0_{a1}0_b0_c\rangle)|1_{a3}\rangle|1_{a2}\rangle/\sqrt{2} \\
&= (|1_{a1}1_b1_c\rangle + |0_{a1}0_b0_c\rangle)|1_{a3}\rangle|1_{a2}\rangle/\sqrt{2}.
\end{aligned}$$

In our Protocol II, the roles of  $B$  and  $C$  are symmetrical. Nevertheless, there is a condition on what operations they should perform when they get a single cbit from  $A$ .  $B$  performs an  $X$  and the  $C$  performs a  $Z$  operation, as required. We set a cyclic ordering  $A \rightarrow B \rightarrow C \rightarrow A$ . Let  $A$  be the one sharing EPR pairs with the other two;  $A$  is the first one in the ordering. The second one is  $B$ , and he must perform an  $X$  operation when he gets a single cbit from  $A$ . The third one is  $C$ , and he must perform a  $Z$  operation on his qubit when he gets a single cbit from  $A$ . If  $B$  is the one sharing EPR pairs with the other two then  $C$  applies an  $X$  on his qubit after getting a cbit from  $B$  and,  $A$  applies  $Z$  on her qubit after getting a cbit from  $B$  and, so on.

Suppose that while distributing EPR pairs, we decide that these EPR pairs might either be used for the usual teleportation of a qubit or for preparing a GHZ state. The problem of distinguishing between these two cases arises. This problem can be solved in our Protocol II with no requirement of any extra bit of classical communication. We just need to do the following in our second Protocol II. Note that in usual teleportation of a qubit we need two cbits of classical communication from one agent to another [1, 6]. In our Protocol II (see Figure 2.3), we send a single cbit to both the other agents. So, if an agent gets two cbits, he is supposed to perform operations required to complete the teleportation of a qubit from the other end. In this case, no further preparation of the GHZ state is expected. If one gets a single cbit, he performs the operations required to complete the preparation of the GHZ state as required by our Protocol II. In the light of these issues concerning the use of Protocol II, we formally develop our Protocol III and the following corollary.

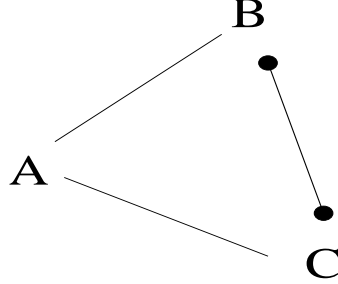


Figure 2.4: A GHZ state created and an EPR pair between  $B$  and  $C$  preserved.

**COROLLARY 2.2** If all pairs of three agents  $A$ ,  $B$  and  $C$  share EPR pairs then we can prepare the GHZ state amongst them using only two bits of classical communication.

Proof: The proof of the corollary follows from Protocol III.

*Protocol III:* The combinatorial arrangement of the EPR pairs is as shown in Figure 2.4. This protocol is essentially the same as our second protocol, with a restriction on who will start the process (any two pairs could have worked). So, we follow the convention that the one marked as  $A$  will start the process and  $B$  and  $C$  will act as per the cyclic rule discussed above. Thus,  $B$  and  $C$  finally retain a shared EPR pair, apart from the GHZ formed.

### 3 Preparing a pure $n$ -partite maximally entangled state from EPR pairs shared amongst $n$ agents

**Definition 1** (*EPR graph*): Suppose there are  $n$  agents. We denote them as  $A_1, A_2, \dots, A_n$ . Construct an undirected graph  $G = (V, E)$  as follows:

$$V = \{A_i : i = 1, 2, 3, \dots, n\},$$

$$E = \{\{A_i, A_j\} : A_i \text{ and } A_j, \text{ share an EPR pair}, 1 \leq i, j \leq n; i \neq j\}.$$

We call the graph  $G = (V, E)$ , thus formed, the *EPR graph* of the  $n$  agents.

**Definition 2** (*spanning EPR tree*): We call an *EPR Graph*  $G = (V, E)$  as *spanning EPR tree* when the undirected graph  $G = (V, E)$  is a spanning tree [3].

We develop our Protocol IV and the following theorem.

**THEOREM 3.1** If the combinatorial arrangement of EPR pairs among  $n$  agents forms a *spanning EPR tree* then we can prepare the  $n$ -partite maximally entangled state  $(|000\dots 0\rangle + |111\dots 1\rangle)/\sqrt{2}$  amongst them with  $O(n)$  bits of classical communication.

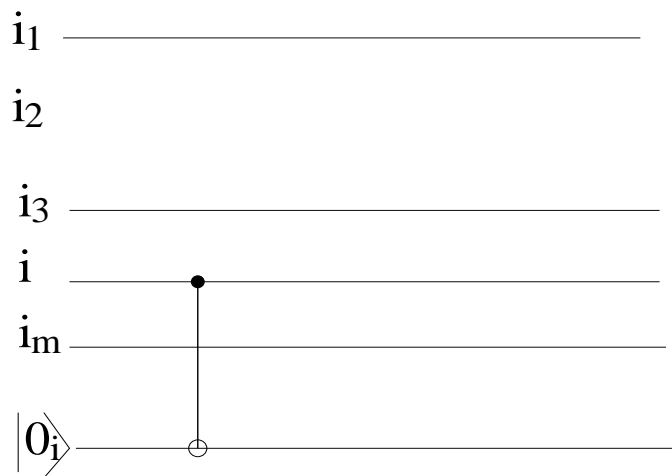


Figure 3.5: Entangling a new qubit in agent  $i$ .



Proof: The proof follows from Protocol IV below.

*Protocol IV:* Let  $G = (V, E)$  be the spanning EPR tree. Since  $G$  is a spanning EPR tree, it must have a vertex say  $T = A_t$  which has degree one (the number of edges incident on a vertex is called its degree). Note that vertices of  $G$  are denoted  $A_i$ , where  $1 \leq i \leq n$ . Let  $S = A_s$  be the unique vertex connected to  $T$  by an edge in  $G$  and  $L$  be the set of all vertices of  $G$  having degree one. The vertex  $T$  and its only neighbor  $S$  are vertices we start with. We eventually prepare the  $n$ -partite maximally entangled state using the four steps summarized below. In the first step all other  $n - 1$  vertices are sent an initial message informing them that the protocol for the preparation of the  $n$ -partite entangled state is about to commence. The second step creates the GHZ state between  $S = A_s$ ,  $T = A_t$  and another neighbor  $R = A_r$  of  $S$ . The third step is the main inductive step where multi-partite entanglement states are created in a systematic manner over the spanning EPR graph. At the end of step 3, when the  $n$ -partite entangled state is ready,  $S$  expects one cbit from all the  $k - 1$  elements of  $L \setminus \{T\}$  (terminal or degree one vertices of  $G$ ). ( $S$  does not any communication from  $T$  because it has already made the GHZ state in the initial step.) Once  $S$  gets these  $k - 1$  cbits, it sends one cbit to all  $n - 1$  vertices telling that the protocol is over and that the  $n$ -partite maximally entangled state is ready. The details are stated below.

*Step 1:*  $S$  sends one classical bit to each of other  $n - 1$  agents (vertices), thus informing them that the preparation of an  $n$ -partite entangled state is going to be started and they must not use their EPR pairs for a qubit teleportation amongst themselves. In other words, they must save their EPR pairs in order to use them for the preparation of the  $n$ -partite entangled state.

*Step 2:* Clearly  $S$  must be connected to a vertex  $R$  (say  $A_r$ ) other than  $T$  by an edge in  $G$ , otherwise  $G$  will not be a spanning EPR tree. A GHZ state among  $S$ ,  $T$  and  $A_r$  is created using our first Protocol I taking  $A$ ,  $B$  and  $C$  respectively as  $S$ ,  $T$  and  $A_r$ . We do not need to send the single cbit to  $T$  as required in our protocol because it is known to  $T$  that it is getting entangled in a GHZ state and behaving like  $B$  rather than like  $C$ . So, using the EPR pairs  $(|0_{s,t}0_{t,s}\rangle + |1_{s,t}1_{t,s}\rangle)/\sqrt{2}$  and  $(|0_{s,r}0_{r,s}\rangle + |1_{s,r}1_{r,s}\rangle)/\sqrt{2}$ , we prepare the GHZ state  $(|0_{s,t}0_{t,s}0_{r,s}\rangle + |1_{s,t}1_{t,s}1_{r,s}\rangle)/\sqrt{2}$ . Here the double subscript  $i, j$  denotes that in preparing the given state, EPR pairs among the agents  $A_i$  and  $A_j$  have been used. Here,  $A_s = S$ ,  $A_r = R$  and  $A_t = T$ .

*Step 3:* Suppose we are currently at vertex  $A_i$  and we have already prepared the  $m$ -partite maximally entangled state, say

$$(|0_{i1,j1}0_{i2,j2}0_{i3,j3}\dots0_{im,jm}\rangle + |1_{i1,j1}1_{i2,j2}1_{i3,j3}\dots1_{im,jm}\rangle)/\sqrt{2},$$

where  $i1 = s, j1 = t, i2 = t, j2 = s, i3 = r, j3 = s$  and  $i = ir$  for some  $1 \leq r \leq m$ .

The vertex  $A_i$  starts as follows. As soon as he gets two cbits from one of his neighbors, he completes the operations required for the success of teleportation and starts processing as follows. If  $A_i \in L$  then  $A_i$  sends a single cbit to  $S$  and waits for a single cbit response from  $S$ . Otherwise, (when  $A_i \notin L$ ) let  $A_{k1}, A_{k2}, \dots, A_{kp}$  be the vertices connected to  $A_i$  by an edge in  $G$  such that  $k1, k2, \dots, kp$  are not in the already entangled set with vertex indices  $\{i1, i2, i3, \dots, im\}$ .  $A_i$  takes an extra qubit and prepares this qubit in the state  $|0\rangle$  denoted

by  $|0_i\rangle$ . He then prepares the state

$$(|0_{i1,j1}0_{i2,j2}0_{i3,j3}\dots0_{im,jm}0_i\rangle + |1_{i1,j1}1_{i2,j2}1_{i3,j3}\dots1_{im,jm}1_i\rangle)/\sqrt{2}$$

using the circuit in Figure 3.5. Finally, he teleports his extra qubit to  $A_{k1}$  using the EPR pair  $(|0_{i,k1}0_{k1,i}\rangle + |1_{i,k1}1_{k1,i}\rangle)/\sqrt{2}$ , thus enabling the preparation of the  $(m+1)$ -partite maximally entangled state:

$$(|0_{i1,j1}0_{i2,j2}0_{i3,j3}\dots0_{im,jm}0_{k1,i}\rangle + |1_{i1,j1}1_{i2,j2}1_{i3,j3}\dots1_{im,jm}1_{k1,i}\rangle)/\sqrt{2}.$$

$A_i$  repeats this until no other vertex, which is connected to it by an edge in  $G$ , is left.

Step 3 is repeated until  $S$  gets one cbit each from the elements of  $L$  (except for  $T$ ), indicating that all vertices in  $L$  as well as in  $V \setminus L$  have got entangled. Thus  $S$  finally receives a total of  $k-1$  cbits, where  $k$  is the cardinality of the set  $L$ .

Note that more than one vertex might be processing Step 3 at the same time. This however does not matter since local operations do not change the reduced density matrix of other qubits.

*Step 4:*  $S$  sends a single cbit to each of the other  $n-1$  agents. This is to notify all the other agents that the preparation of  $n$ -partite maximally entangled state among them has been successfully performed.

#### Communication Complexity in Protocol IV:

The number of classical bits of communication required in Protocol IV is (i)  $n-1$  cbits in Step 1 used by  $S$  to signal the initiation of the protocol to the remaining  $n-1$  agents, (ii)  $n-2$  teleportations, each requiring 2 cbits (2 cbits in Step 2 and the rest  $2(n-3)$  in Step 3), (iii)  $k-1$  cbits in Step 3, one each for each element in  $L \setminus \{T\}$ , and, (iv)  $n-1$  cbits from  $S$  to remaining  $n-1$  agents informing the end of the protocol. This gives a total of  $4n + k - 7 \leq 4n + (n-1) - 7 = 5n - 8 = O(n)$  cbits.

**Remark 1:** This protocol is for a general EPR spanning tree. We can do better if we know the value of  $n$  exactly and the corresponding EPR spanning tree. Thus we may have different protocols for different values of  $n$  and EPR spanning trees.

Now we illustrate our Protocol IV by an example for  $n=5$  and the EPR spanning tree as in Figure 3.6.

The spanning EPR tree  $G = (V, E)$  is:

$$V = \{A_1, A_2, A_3, A_4, A_5\}$$

$$E = \{\{A_1, A_2\}, \{A_2, A_3\}, \{A_2, A_4\}, \{A_3, A_5\}\}$$

$$L = \{A_1, A_4, A_5\}$$

$$k = |L| = 3.$$

Let  $T = A_1$  (it could be  $A_4$  or  $A_5$  as well). Therefore  $S = A_2$ .

*Step 1:*  $A_2$  sends one cbit to each of  $A_1, A_3, A_4$  and  $A_5$ .

*Step 2:* GHZ between  $A_2, A_1$  and  $A_3$  is created using Protocol I with two cbits communication. That is, the state  $(|0_{2,1}0_{1,2}0_{3,2}\rangle + |1_{2,1}1_{1,2}1_{3,2}\rangle)/\sqrt{2}$  is prepared.

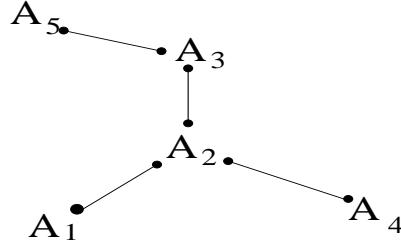


Figure 3.6: An EPR spanning tree example.

*Step 3:*

i) Current location is vertex  $A_2$ :

Here  $m = 3$  and already prepared  $m$ -partite maximally entangled state is

$$(|0_{2,1}0_{1,2}0_{3,2}\rangle + |1_{2,1}1_{1,2}1_{3,2}\rangle)/\sqrt{2}.$$

$A_2 \notin L$  and only  $A_4$  is the vertex connected to  $A_2$  such that 4 is not in subscript of the above state ( $A_4$  is not yet entangled). Therefore  $A_2$  takes an extra qubit and prepares the state

$$(|0_{2,1}0_{1,2}0_{3,2}0_2\rangle + |1_{2,1}1_{1,2}1_{3,2}1_2\rangle)/\sqrt{2}$$

and teleports this extra qubit to  $A_4$ .

$A_4$  then completes the operation required for successful teleportation and thus the following 4-partite maximally entangled state is formed:

$$(|0_{2,1}0_{1,2}0_{3,2}0_{4,2}\rangle + |1_{2,1}1_{1,2}1_{3,2}1_{4,2}\rangle)/\sqrt{2}.$$

That is, the agents  $A_1, A_2, A_3$  and  $A_4$  are now in 4-partite maximally entangled state.

ii) Current location is vertex  $A_4$ :

Since  $A_4 \in L$ ,  $A_4$  sends one cbit to  $A_2$ .

iii) Current location is vertex  $A_3$ :

Here  $m = 4$  and already prepared  $m$ -partite maximally entangled state is:

$$(|0_{2,1}0_{1,2}0_{3,2}0_{4,2}\rangle + |1_{2,1}1_{1,2}1_{3,2}1_{4,2}\rangle)/\sqrt{2}.$$

$A_3 \notin L$  and only  $A_5$  is the vertex connected to  $A_3$  such that 5 is not in subscript of the above state. Therefore  $A_3$  takes an extra qubit and prepares the state

$$(|0_{2,1}0_{1,2}0_{3,2}0_{4,2}0_3\rangle + |1_{2,1}1_{1,2}1_{3,2}1_{4,2}1_3\rangle)/\sqrt{2},$$

and teleports this extra qubit to  $A_5$ .

$A_5$  then completes the operation required for successful teleportation and thus the following 5-partite maximally entangled state is formed:

$$(|0_{2,1}0_{1,2}0_{3,2}0_{4,2}0_{5,3}\rangle + |1_{2,1}1_{1,2}1_{3,2}1_{4,2}1_{5,3}\rangle)/\sqrt{2},$$

that is, the agents  $A_1, A_2, A_3, A_4$  and  $A_5$  are now in 5-partite maximally entangled state.

iv) Current location is vertex  $A_5$ :

Since  $A_5 \in L$ ,  $A_5$  sends one cbit to  $A_2$ . This completes Step 3 as  $A_2$  has got one cbit each from  $A_4$  and  $A_5$ , that is, from every element of  $L$  except  $T = A_1$ .

*Step 4:*  $A_2$  sends one cbit to each of  $A_1, A_3, A_4$  and  $A_5$ . Now the process is over and all the agents know that they are 5-partite maximally entangled.

**Remark 2:** In the Step 3, i) and iii) can be simultaneously processed. This however does not make any difference since the pair  $\{A_3, A_5\}$  is not interacting with the pair  $\{A_2, A_4\}$ .

Total communication complexity = Step 1 (4 cbits) + Step 2 (2 cbits) + Step 3 i) (2 cbits) + Step 3 ii) (1 cbits) + Step 3 iii) (2 cbits) + Step 3 iv) (1 cbits) + Step 4 (4 cbits) = 16 cbits, which is also  $4 * 5 + 2 - 7 = 16$ .

In the following Corollary 2.2, we extend our Theorem 3.1 to the case where a connected EPR graph is given.

**COROLLARY 3.2** If the EPR graph of  $n$  agents is connected then we can prepare the  $n$ -partite maximally entangled state  $(|000\dots 0\rangle + |111\dots 1\rangle)/\sqrt{2}$  among them with  $O(n)$  bits of classical communication.

*Proof:* The proof follows from the Protocol V given below.

*Protocol V:* We know that any connected undirected graph has a spanning tree [3]. Therefore the given EPR graph  $G = (V, E)$  of  $n$  agents must have a spanning EPR tree say  $G_1 = (V, E_1)$  where  $E_1 \subseteq E$ . Such a spanning tree  $G_1$  can be selected while distributing EPR pairs. Applying our Protocol IV on  $G_1$  we can prepare the  $n$ -partite maximally entangled state amongst the  $n$  agents.

## 4 Quantum Helly-type theorems

The results in Theorem 3.1 and Corollary 3.2 are similar to the classical theorem by Helly [7] in convex geometry. Helly's theorem states that a collection of closed convex sets in the plane must have a non-empty intersection if each triplet of the convex sets from the collection has a non-empty intersection. In one dimension, Helly's theorem ensures a non-empty intersection of a collection of intervals if each pair of intervals has a non-empty intersection. In our case (Corollary 3.2), there is similar combinatorial nature; if  $n$  agents are such that each pair has a shared EPR pair, then (with linear classical communication cost) an  $n$ -partite state with maximum entanglement can be created entangling all the  $n$  agents. As stated in Theorem 3.1, the case is stronger because just  $n - 1$  EPR pairs suffice. Due to this similarity in combinatorial nature, we call our results in Theorem 3.1 and Corollary 3.2 as quantum Helly-type theorems.

## References

- [1] C. H. Bennett, G. Brassard, C. Crepeau, R. Jozsa, A. Peres and W. K. Wootters, Phys. Rev. Lett. 70, 1895 (1993)
- [2] C.H. Bennett and S. J. Wiesner, Phys. Rev. Lett. 69, 2881 (1992)
- [3] T. H. Cormen, C. E. Leiserson and R. L. Rivest, Introduction to Algorithms, MIT Press (1990)
- [4] A. Einstein, B. Podolsky, and N. Rosen, Phys. Rev. 47, 777 (1935)
- [5] H. K. Lo, S. Popescu and T. Spiller, Introduction to Quantum Computation and Information, World Scientific (1998)
- [6] M. A. Nielsen and I. L. Chuang, Quantum Computation and Quantum Information, Cambridge (2000)
- [7] F. A. Valentine, Convex Sets, Mc Graw-Hill Book Company (1964)