

# Intensity Interferometry with Anyons

Thomas D. Gutierrez

Department of Physics, University of California, Davis

(Dated: March 7, 2019)

A pairwise correlation function in relative momentum space is discussed as a tool to characterize the properties of an incoherent source of non-interacting Abelian anyons. This is analogous to the Hanbury-Brown-Twiss effect for particles with fractional statistics in two dimensions. In particular, using a flux tube model for anyons, the effects of source shape and quantum statistics on a two-particle correlation function are examined. Such a tool may prove useful in the context of quantum computing and other experimental applications where studying anyon sources are of interest.

PACS numbers: 05.30.Pr, 03.75.Dg, 03.67.Mn, 25.75.Gz

Anyons are particles that exhibit fractional quantum statistics in two dimensions. Existing somewhere between bosons and fermions, anyons have been applied theoretically to a variety of problems such as the fractional quantum Hall effect (FQHE) [1, 2], high temperature superconductivity [3], supersymmetry [4, 5], and fault-tolerant quantum computing [6]. Experimentally, the quasiparticle excitations seen in the FQHE have been shown to possess anyon properties [7, 8].

Fractional spin in two dimensions directly addresses the topological interpretation of quantum statistics. For identical particles in three or more dimensions, the appropriate homotopy group is the permutation group [9] and there are only two homotopy classes. These correspond directly to fermions and bosons.

However, in two dimensions, the corresponding homotopy group is the braid group [9] and an infinite number of homotopy classes are possible. As particles are exchanged in relative position, each successive winding of the particles around each other cannot be smoothly deformed into a finite number of configurations as is the case in higher ( $> 2$ ) dimensions. Each winding corresponds to a separate homotopy class which in turn can be categorized as a different classification of quantum statistics. The term anyon was coined by Wilczek [10, 11] to describe objects having such topological properties, a physical example of which is a fermion bound to a magnetic flux tube in two dimensions.

This relationship between topology and statistics was glimpsed by Aharonov and Bohm [12] and later realized, formalized, and expanded by others [10, 11, 13, 14, 15, 16]. Because the homotopy group is the braid group, this makes many multi-particle ( $> 2$ ) anyon problems nearly intractable. An essential analytical difficulty arises because, unlike the case with the permutation group, the multi-particle wave functions for anyons cannot in general be written in a simple way in terms of the single-particle wave functions. Multi-particle anyon wave functions are, in effect, permanently entangled. However, it is exactly this topological property of anyons that makes them robust against decoherence and thus desirable candidates for qubits in fault-tolerant quantum computing

[6].

Because quantum interference effects can be sensitive to quantum statistics, it is natural to inquire about the role of anyons in this context. As mentioned, the Aharonov-Bohm effect was an early probe into this fascinating problem. More recently, first order interference effects in a Mach-Zender-style interferometer for non-Abelian anyons in the presence of Aharonov-Bohm flux sources have been derived from applications of the braid group [17].

In this Letter, intensity interferometry in momentum space, a second-order interference effect, is explored for incoherently emitted, non-interacting Abelian anyons. This is conceptually related to the recent q-Bose gas interferometry approaches for pions in heavy ion collisions [18, 19]. However, q-bosons and q-fermions are not restricted to two dimensions. In that case, the generalization of quantum statistics is achieved somewhat differently than for anyons [20].

Intensity interferometry is a useful tool for characterizing the source geometry of incoherently emitted particles. In addition, the interference effect, expressed in terms of a second-order correlation function, can be regarded as an entanglement measure. Such a tool may prove useful in the context of quantum computing and other experimental applications where studying anyon sources are of interest. With this in mind, the space-momentum scales of the calculations below were chosen in the nm-keV range using non-relativistic wave functions and non-expanding sources.

Intensity interferometry was originally developed by Hanbury-Brown and Twiss (HBT) as an alternative to Michelson interferometry to measure the angular sizes of stars in radio astronomy [21]. By correlating intensities rather than amplitudes, the measurement is insensitive to high frequency fluctuations that would normally make Michelson interferometry prohibitive. When applied to classical waves, the HBT effect is essentially a beat phenomenon.

The field of modern quantum optics was spawned when intensity interferometry was quantum mechanically applied to photons rather than classical waves. Now, two-

and multi-photon effects are routinely studied in photonics. Two-fermion HBT in 2D condensed matter systems has also been reported [22]. The HBT effect was independently applied to pions and other particles in elementary particle physics in momentum space and is often called the Goldhaber-Goldhaber-Lee-Pais (GGLP) effect in that context [23, 24, 25].

Quantum mechanically, the two-particle correlation function is a measure of the degree of independence between a joint measurement of two particles (1 and 2 below). Formally, the correlation function can be written:

$$C_2 = \frac{\text{Tr}[a^\dagger a^\dagger a a]}{\text{Tr}[a^\dagger a] \text{Tr}[a^\dagger a]} = \frac{P(1;2)}{P(1)P(2)} \quad (1)$$

where  $\rho$  is the density matrix and  $a^\dagger$  and  $a$  are the creation and annihilation operators for the quanta associated with the appropriate fields of interest. When normalized to the single particle distributions as shown,  $C_2$  is proportional to the relative probability for a joint two-particle measurement as compared to two single-particle measurements. If the measurements are independent, then  $C_2 = 1$ . If the measurements are correlated,  $C_2$  deviates from unity. In principle,  $C_2$  can be expressed as a joint measurement as a function of any degree of freedom of interest. In this treatment, we will focus on momentum space correlations.

The second-order correlation function in momentum space is a powerful tool to probe several important properties of a system.  $C_2$  is sensitive to the quantum statistics of the particles as expressed in the commutation relations for the field operators in Eq. (1). Also, as determined by the form of the density matrix,  $C_2$  contains information about the space-time distribution of the particle source in phase space as well as the pairwise interaction and the quantum field configuration.

Non-interacting identical particles can exhibit strong correlations, no correlations, or even anti-correlations depending on the specific field configuration. Possible field configurations for identical bosons include thermal states, coherent states, Fock states, and squeezed states [26]. For example, an incoherent thermal field configuration gives  $C_2 = 2$  for spinless bosons of equal momentum. In contrast, a coherent source of bosons, such as laser light well above the lasing threshold, gives a constant  $C_2 = 1$  for all relative momenta.

Geometric information about the source is contained in the shape of the correlation function as a function of the pair's relative momentum. The correlation function typically approaches unity for large momentum differences. For incoherent sources, the relationship between source width and correlation width is essentially limited by the Heisenberg uncertainty principle such that  $\Delta q \Delta R = 1$  where  $\Delta q$  is the width of  $C_2$  in relative momentum space and  $\Delta R$  is some characteristic width of the incoherent source generating the pairs.

Keeping in mind the above discussion, this Letter examines the behavior of  $C_2$  in momentum space for a non-expanding, non-relativistic, incoherent source of anyons. An approximation to Eq. (1) is used to highlight some features of intensity interferometry in momentum space. The quantum statistics are "tuned", and, given some simple source functions, the corresponding correlation function is extracted.

In momentum space for an incoherent source, Eq. (1) reduces to the Koonin-Patt equation [27, 28, 29]

$$C_2(q) - 1 = \int d^2r K(q;r) S(r) \quad (2)$$

where the integration kernel is given by

$$K(q;r) = \int d^2p \psi_q(r) \psi_p^*(r) \quad (3)$$

The function  $\psi_q(r)$  is the two-particle wave function in the center of mass frame of the pair, where  $q = (p_1 - p_2)/2$  is the relative momentum and  $r$  is the relative separation in that frame. The source function,  $S(r)$ , is the normalized probability distribution of emitting a particle pair with relative separation  $r$ . The integral is over the entire relative separation space. In this context, incoherent means that the particles are emitted from the source randomly and independently. Moreover, any potential time dependence of the source function in Eq. (2) has been integrated out as in Ref. [29]. This integration eliminates the ability to recover emission-time ordering information between the pairs and places the focus on spatial information only.

Using a flux tube model for anyons, a standard dynamical approach is used to obtain two-particle non-relativistic wave functions for non-interacting Abelian anyons in two dimensions [10, 11, 16]. The relative wave functions can be used in Eq. (2) in combination with a source distribution to obtain  $C_2$ .

The wave function is obtained using a relative Hamiltonian for free anyons in two-dimensional polar coordinates of the form

$$\hat{H} = \frac{p_r^2}{m} + \frac{(\theta - \frac{\pi}{2})^2}{m r^2} \quad (4)$$

where  $m$  is the reduced mass of the pair and  $\theta$  represents the anyon parameter with  $0 \leq \theta < 1$ , where  $\theta = 0(1)$  corresponds to bosons (fermions). To introduce interactions, terms can be added to Eq. (4). Applying Eq. (4) to the time-independent Schrodinger equation for a pair of massive, spinless particles gives

$$\left[ \left( \frac{\partial^2}{\partial r^2} + \frac{1}{r} \frac{\partial}{\partial r} \right) - \frac{1}{r^2} \left( i \frac{\partial}{\partial \theta} + \frac{\pi}{2} \right)^2 + k^2 \right] \psi = 0 \quad (5)$$

where  $k = 2q$  is the magnitude of the momentum difference of the pair. Solving this equation and symmetrizing under the exchange  $\mathbf{r}_1 \leftrightarrow \mathbf{r}_2$  yields the two-particle wave function:

$$\psi_{\mathbf{q}}(\mathbf{r}; \epsilon) = \frac{1}{2} \sum_{l=1}^{\infty} \frac{X^l}{l!} (i)^{l-j} (1 + e^{i\epsilon}) e^{il} J_{l-j}(2qr) \quad (6)$$

where  $r$  is the relative separation of the anyons,  $q = k/2$  is the magnitude of the relative momentum, and  $l$  is the orbital angular momentum quantum number. The sum is over partial waves of Bessel functions of the first kind and of order  $l-j$ .

Treating the initial pair wave function as that of spinless bosons (the "boson basis") simplifies the problem of obtaining the appropriate exchange symmetry for the final two-particle wave function. When the solution to Eq. (5) is symmetrized, as shown in Eq. (6), tuning the anyon parameter results in a probability distribution that possesses the correct exchange symmetry for identical indistinguishable particles.

Equation (2) is used to obtain an expression of  $C_2$  for anyons. For simplicity, the integration kernel in Eq. (3) is angle-averaged and then denoted  $K_0(q; r)$ . Inserting the expression for the relative wave function from Eq. (6) into Eq. (3) and performing the angle-averaging in two dimensions gives

$$K_0(q; r) = 2 \sum_{l=1}^{\infty} \frac{X^{l+1}}{l!} j_{l-j}^2(2qr) \frac{1}{l+1} \quad (7)$$

Two sample source functions are used:

$$S_g(r) = \frac{e^{-r^2/4R_0^2}}{4R_0^2} \quad (8)$$

$$S_s(r) = \frac{(R_0 - r)}{R_0^2} \quad (9)$$

They represent incoherent pair emission distributions normalized in two dimensions where the effective source width is given by  $R_0$ . The forms of the functions were chosen as examples to represent typical localized incoherent sources. They are used below to demonstrate the effects of source shape on the measured correlation function.

Integrating Eq. (2) over the azimuthal angle in two dimensions using Eq. (7), and choosing either Eqs. (8) or (9) as the source function, gives an expression for  $C_2$  parameterized by  $\epsilon$  and  $R_0$ :

$$C_2(q) = 1 + 2 \int_0^\infty r dr K_0(q; r) S_{g/s}(r) \quad (10)$$

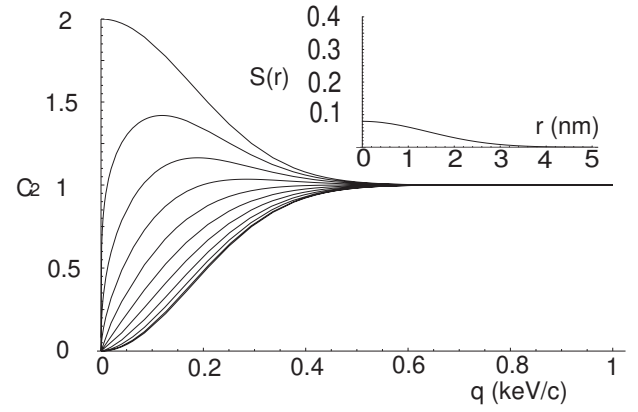


FIG. 1:  $C_2(q)$  from a normalized Gaussian source given by Eq. (8) of width  $R_0 = 1.0$  nm in two dimensions. The curves represent different values of the anyon parameter  $\epsilon$ . The top curve is the boson case ( $\epsilon = 0$ ) and the bottom curve is the fermion case ( $\epsilon = 1$ ). From top to bottom,  $\epsilon = 0, 0.1, 0.2, 0.3, 0.4, 0.5, 0.6, 0.7, 0.8, 0.9$ , and 1. The normalized source function is shown in inset.

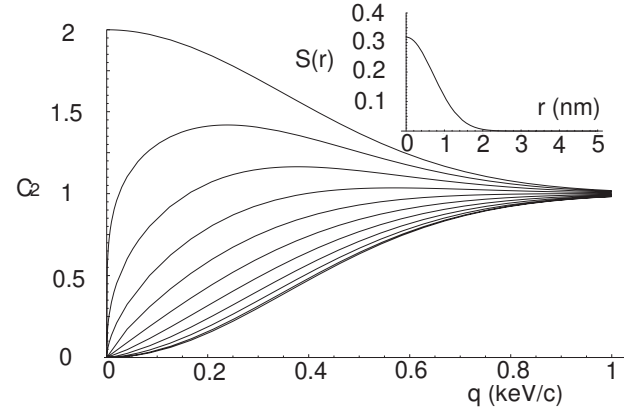


FIG. 2:  $C_2(q)$  from a Gaussian source with  $R_0 = 0.5$  nm. The anyon parameterization is the same as in Fig. 1. A plot of the source function is inset.

Figure 1 shows  $C_2(q)$  for an incoherent Gaussian source, Eq. (8). Various values of  $\epsilon$  are displayed. For illustrative purposes, a value of  $R_0 = 1$  nm is used in Eq. (8) and the relative momentum is in  $\text{keV}/c$ .

For the boson and fermion cases, the standard HBT results for incoherent sources are recovered. The top curve in Fig. 1 represents the spin zero case and approaches a value of  $C_{2,0} = 2$  as  $q \rightarrow 0$ . Here, it is more likely to measure a pair of non-interacting identical bosons in a state of zero relative momentum than to independently measure each particle with their respective momentum. That is, in the joint measurement, the bosons are not independent and are entangled. This effect is a function of  $q$  and is the result of the Bose-Einstein statistics and the symmetric nature of the wave function. Similarly, the lowest curve represents non-interacting indistinguishable fermions and displays an anti-correlation in

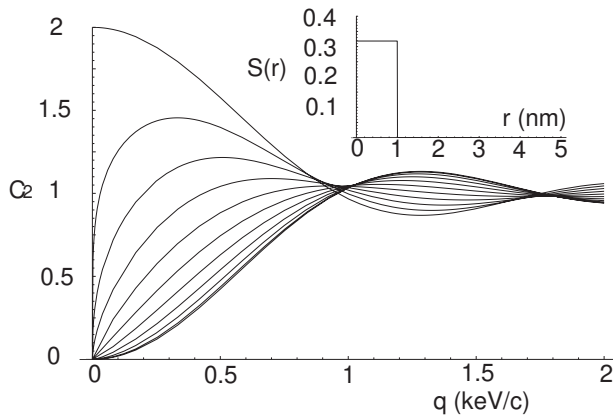


FIG. 3:  $C_2(q)$  from a normalized step function source given by Eq. (9) of width  $R_0 = 1.0$  nm. The anyon parameterization is the same as in Fig. 1 however the relative momentum axis extends to 2 keV. A plot of the source function is inset.

the joint measurement at low relative momentum, where  $C_{2-1} = 0$  as  $q \rightarrow 0$ . Similar to the boson case, this is also only due to the quantum statistics and indicates again that a measurement of one particle affects the other quantum mechanically. As the relative momentum increases, the value of  $C_2$  approaches unity, indicating that the joint measurement becomes less correlated.

Starting from the top boson curve and moving downward are the correlation curves for various values of the anyon parameter. Like fermions, the anyons display an exclusion principle and always anti-correlate in the limit as  $q \rightarrow 0$ . However, other than the exclusion at  $q = 0$ , there is a natural trend of decreasing correlation as one interpolates between bosons and fermions for values of  $q > 0$ . The correlation function also approaches unity for large values of  $q$ .

Figure 2 shows the effect of decreasing the source size,  $R_0$ , by a factor of two. As the width of the source decreases, the correlation function widens. Another example of the sensitivity of  $C_2$  to the source geometry is shown in Fig 3. The box profile with a sharp edge introduces a ringing structure into the correlation function.

Experimentally, the measured correlation function provides considerable information about the source. Measured correlation functions can be inverted to determine actual source distributions using methods like those discussed in Ref. [29]. Also, information about anyon pairwise interactions can be extracted by comparing measured correlation functions against predictions made using hypothesized interactions in the Hamiltonian. Moreover, the degree of chaoticity of the source, testing the independent emission assumption, can be extracted by looking at the behavior of the correlation at low relative momentum. Finally, the correlation function itself provides information about the degree of entanglement between pairs versus their relative momentum, a poten-

tially useful tool in the field of quantum computing.

In summary, intensity interferometry in momentum space provides a tool that can be used to experimentally study the properties of anyons and their sources in two dimensions. Further theoretical studies using this framework can be pursued exploring various properties of multi-anyon systems including anyon interactions, non-Abelian anyon correlations, and higher-order multi-anyon correlations.

The author would like to thank D.A. Brown, J.L. Klay, S.R. Klein, J. Randrup, R. Vogt, and Z. Yusof for valuable input and stimulating discussions.

Electronic address: [tgutierr@altair.ucdavis.edu](mailto:tgutierr@altair.ucdavis.edu);  
URL: <http://nuclear.ucdavis.edu/~tgutierr>

- [1] B. Halperin, Phys. Rev. Lett. 52, 1583 (1984).
- [2] J. S. D. Arvas and F. W. Ilczek, Phys. Rev. Lett. 53, 722 (1984).
- [3] R. Laughlin, Phys. Rev. Lett. 60, 2677 (1988).
- [4] M. S. P. Lyushchay, Mod. Phys. Lett. A 12, 1153 (1997).
- [5] M. Rausch de Traubenberg and M. J. Slupinski, Mod. Phys. Lett. A 12, 3051 (1997).
- [6] A. Y. Kitaev, Ann. Phys. 303, 2 (2003).
- [7] R. Clark et al., Phys. Rev. Lett. 60, 1747 (1988).
- [8] J. Simmons et al., Phys. Rev. Lett. 63, 1731 (1989).
- [9] Y.-S. Wu, Phys. Rev. Lett. 52, 2103 (1984).
- [10] F. W. Ilczek, Phys. Rev. Lett. 48, 1144 (1982).
- [11] F. W. Ilczek, Phys. Rev. Lett. 49, 952 (1982).
- [12] Y. Aharonov and D. Bohm, Phys. Rev. 115, 485 (1959).
- [13] J. Leinaas and J. Myrheim, Nuovo Cim. B 37, 1 (1977).
- [14] R. M. G. A. Goldin and D. Sharp, J. Math. Phys. 21, 650 (1980).
- [15] R. M. G. A. Goldin and D. Sharp, J. Math. Phys. 22, 1664 (1981).
- [16] A. Khare, Fractional Statistics and Quantum Theory (World Scientific, 1997).
- [17] B. J. O. Verboosh and F. A. Bais, Phys. Rev. A 64, 062107 (2001).
- [18] D. V. Anchishkin, A. M. Gavrilik, and N. Z. Iorgov, Mod. Phys. Lett. A 15, 1637 (2000).
- [19] D. V. Anchishkin, A. M. Gavrilik, and N. Z. Iorgov, Eur. Phys. J. A 7, 229 (2000).
- [20] F. D. M. Haldane, Phys. Rev. Lett. 67, 937 (1991).
- [21] R. Hanbury Brown and R. Q. Twiss, Nature 178, 1046 (1956).
- [22] M. Henny et al., Science 284, 296 (1999).
- [23] G. Goldhaber, S. Goldhaber, W.-Y. Lee, and A. Pais, Phys. Rev. 120, 300 (1960).
- [24] D. H. Boal, C. K. Gelbke, and B. K. Jennings, Rev. Mod. Phys. 62, 553 (1990).
- [25] G. Baym, Acta Phys. Polon. B 29, 1839 (1998), nucl-th/9804026.
- [26] M. O. Scully and M. S. Zubairy, Quantum Optics (Cambridge University Press, 1997).
- [27] S. E. Koonin, Phys. Lett. B 70, 43 (1977).
- [28] S. Pratt, T. C. Soergoe, and J. Zinanyi, Phys. Rev. C 42, 2646 (1990).
- [29] D. A. Brown and P. D. Anielewicz, Phys. Lett. B 398, 252 (1997).