

Buckyball Quantum Computer: Realization of a Quantum Gate

Maria Silvia Garelli and Feodor V Kusmartsev
Department of Physics, Loughborough University, LE11 3TU, UK
(Dated: 2.12.2004)

Abstract

We have studied a system composed by two endohedral fullerene molecules. We have found that this system can be used as good candidate for the realization of Quantum Gates. Each of these molecules encapsulates an atom carrying a spin, therefore they interact through the spin dipole interaction. We show that a phase gate can be realized if we apply on each encased spin static and time dependent magnetic field. We have evaluated the operational time of a π -phase gate, which is of the order of ns . We made a comparison between the theoretical estimation of the gate time and the experimental decoherence time for each spin. The comparison shows that the spin relaxation time is much larger than the π -gate operational time. Therefore, this indicates that, during the decoherence time, it is possible to perform some thousands of quantum computational operations. Moreover, through the study of concurrence, we get very good results for the entanglement degree of the two-qubit system. This finding opens a new avenue for the realization of Quantum Computers.

I. INTRODUCTION

During recent years there is a strong progress in modeling physical realizations of a quantum computer. In order to realize a quantum gate many quantum physical systems have been investigated. The most popular studies were related to systems associated to Quantum Optics Ion Traps, to Quantum Electrodynamics in Optical Cavities and to Nuclear Magnetic Resonance. All these experiments are aimed to realize a quantum gate. The first type of experiment is based on trapping ions in electromagnetic traps, where the ions, which encode the qubit in the charge degrees of freedom, are subjected to the mutual electrostatic interaction and to a state selective displacement generated by an external state dependent force.^{???} In the third experiment nuclear spins represent qubits. These spins can be manipulated using nuclear magnetic resonance techniques, and through the study of the quantum behaviour of spins, quantum operations are realized.

From the study of such systems, we learn that the decoherence phenomenon is the main issue which prevents the realization of quantum gates. Here we will focus on one of such systems, which will be able to produce a realistic quantum gate. The basic elements of our system are fullerene molecules with encapsulated atoms or ions, which are called *buckyballs* or *endohedral fullerenes*. Each of the trapped atoms carries a spin. This spin, associated with electronic degrees of freedom, encodes the qubit. It has been shown experimentally,[?] that these endohedral systems provide a long lifetime for the trapped spins and that the fullerene molecules represent a good sheltering environment for the very sensible spins trapped inside. These endohedral systems are typically characterized by two relaxation times. The first is T_1 , which is due to the interactions between a spin and the surrounding environment. The second one is T_2 and it is due to the dipolar interaction between the qubit encoding spin and the surrounding endohedral spins randomly distributed in the sample. While T_1 is dependent on temperature, T_2 is practically independent of it. The experimental measure of the two relaxation times shows that T_1 increases with decreasing temperature from about $100\mu s$ at $T = 300K$ to several seconds below $T = 5K$, and that the value of the other relaxation time, T_2 , remains constant, that is $T_2 \simeq 20\mu s$ ^{??}. In comparison with T_2 the value of T_1 is very large, therefore the system decoherence is determined by the spin-spin relaxation processes. It is supposed that the value of T_2 can be increased, if it will be possible to design a careful experimental architecture, which could screen the interaction of the spins with the surrounding magnetic moments. It should be possible to reduce the relaxation time of the system due to the random spin-spin interactions, if we consider a system composed by arrays of endohedrals encapsulated in a nanotube, this system is also called as *peapod*, or considering buckyballs embedded on a substrate. These should be reliable systems for the realization of quantum gates. In such architectures the decoherence time for each encapsulated spin should be longer. Our study is focused on a system composed by two buckyballs. Our aim is the realization of a quantum π -gate, which is a generalization of the *phase gate*, this will be treated in Sec. III. To perform the π -gate, we need to know the time evolution of the coefficients of the standard computational basis states over which we expand the wavefunction of our system. The two particle phases are evaluated through the numerical solution of the Schrödinger equation, see Secs. V-VI. We have used two approaches: a time independent Hamiltonian, see tion V and a time dependent one, see Sec. VI. The main issue of our study is the gate time, that is the time required by the system in order to perform the π -gate. The values obtained are around $\tau \simeq 1 \times 10^{-8}s$, which is a few orders smaller than the shortest relaxation time, T_2 . From the comparison of the gate

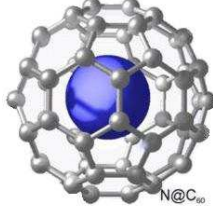


FIG. 1: $N@C_{60}$ buckyball.

time, τ , to the relaxation time, T_2 , we get that it is theoretically possible to realize some thousands of basic gate operations before the system decoheres. We have also checked the reliability of our gate through the analysis of the *concurrence* of the two-qubit state, see Sec. IV. The best value for the concurrence is obtained in the case of a time dependent Hamiltonian, while the gate time is nearly the same in both cases.

II. PHYSICAL FEATURES OF THE SYSTEM

The system we consider is composed by two interacting buckyballs. Many types of atoms can be trapped inside a fullerene molecule. Experimental studies^{7, 8}, show that, for most of the encased atoms, there is a charge transfer between the fullerene cage and the encapsulated atom. This is not the case for noble gases and group V encased atoms. These atoms reside just at the center of the fullerene molecule, therefore there is no hybridization of the electroncloud of the encased atom and there is no Coulomb interaction with the fullerene cage. In particular, the most promising endohedral molecule should be the $N@C_{60}$, see Fig. 1. This buckyball has many interesting chemical-physical properties. Following Refs 5 and 8, experiments and theoretical calculations suggest that there is a repulsive exchange interaction between the fullerene and the electronic cloud of the encapsulated atom. Therefore the nitrogen atomic electrons are tighter bound than in the free atom. Moreover, studies on the charge distribution show a symmetrical charge contraction of the nitrogen electronic cloud. These issues, together with the location of the nitrogen atom in the central site, suggest that in $N@C_{60}$ the nitrogen can be considered as an independent particle, with all the properties of the free atom. Since there is no charge transfer between the fullerene cage and the trapped atom, the fullerene molecule can be considered as an ideal trap for it. Therefore, the only physical quantity of interest is the spin of the trapped particle. A nitrogen atom can be effectively described as a $\frac{3}{2}$ -spin particle. This spin is associated with the electronic degrees of freedom. We will consider a more simple model assuming that the encased atoms are described as $\frac{1}{2}$ -spin particles. This is probably the case when the encased atom is represented by a noble gas, like Xenon. In absence of any mutual interaction and without magnetic field, the energy levels associated with these spin particles are degenerate. If we apply a static magnetic field, this degeneracy is lifted. As a result, due to the Zeeman effect, we obtain a two level system represented by each $\frac{1}{2}$ -spin particle. The highest level is characterized by the quantum number $m_s = +\frac{1}{2}$ and the lowest by $m_s = -\frac{1}{2}$. Each of these two levels encodes the qubit. State $|1\rangle$ is referred to the spin-up configuration, and state $|0\rangle$ to the spin-down configuration, see, Fig. 2. This two level system is the qubit encoding system, that is, the spin of each particle represents a qubit. The spin-up component, $m_s = +\frac{1}{2}$, encodes the computational basis state $|1\rangle$, and the spin-down component, $m_s = -\frac{1}{2}$, represents the state $|0\rangle$.



FIG. 2: The qubit is encoded in the two level system given by the two components of the spin in the z-direction.

III. GATE OPERATION: THE PHASE GATE

Quantum computers operate with the use of *Quantum Gates*. Quantum gates are defined as fundamental quantum computational operations. They are presented as unitary transformations, which act on the quantum states, which describe the qubits. Therefore a quantum computer must operate with the use of many quantum gates. The simplest gates are the single-qubit gates. Since our system is composed by two qubits, we will consider a two-qubit quantum gate. One of the most important quantum gates is the *Universal Two-Qubit Quantum Gate*,[?] which is called the CNOT-gate. The CNOT operation is defined by the following four by four unitary matrix

$$U_{CNOT} = \begin{pmatrix} 1 & 0 & 0 & 0 \\ 0 & 1 & 0 & 0 \\ 0 & 0 & 0 & 1 \\ 0 & 0 & 1 & 0 \end{pmatrix}, \quad (1)$$

and its action over the computational basis states reads:

$$|00\rangle \rightarrow |00\rangle; \quad (2)$$

$$|01\rangle \rightarrow |01\rangle; \quad (3)$$

$$|10\rangle \rightarrow |11\rangle; \quad (4)$$

$$|11\rangle \rightarrow |10\rangle. \quad (5)$$

The CNOT gate is given by the composition of a single-qubit Hadamard gate followed by a two-qubit π -gate, finally followed by another single-qubit Hadamard gate. The representation of the Hadamard gate in the Bloch sphere is a $\frac{\pi}{2}$ rotation about the y axis, followed by a reflection of the $x - y$ plane.

In this paper we will focus on the realization of the two-qubit π -gate. It is a particular choice of the general *phase gate*, represented by the following matrix

$$G = \begin{pmatrix} 1 & 0 & 0 & 0 \\ 0 & 1 & 0 & 0 \\ 0 & 0 & 1 & 0 \\ 0 & 0 & 0 & e^{i\vartheta} \end{pmatrix}, \quad (6)$$

and its action on the computational basis states is the following:

$$|00\rangle \rightarrow |00\rangle \quad (7)$$

$$|01\rangle \rightarrow |01\rangle \quad (8)$$

$$|10\rangle \rightarrow |10\rangle \quad (9)$$

$$|11\rangle \rightarrow e^{i\vartheta} |11\rangle. \quad (10)$$

When $\vartheta = \pm\pi$, the resulting quantum gate is called a π -gate. In general, the time evolution of the four states of the standard computational basis can be described as follows:

$$|00\rangle \rightarrow e^{i\phi_{00}} |00\rangle \quad (11)$$

$$|01\rangle \rightarrow e^{i\phi_{01}} |01\rangle \quad (12)$$

$$|10\rangle \rightarrow e^{i\phi_{10}} |10\rangle \quad (13)$$

$$|11\rangle \rightarrow e^{i\phi_{11}} |11\rangle. \quad (14)$$

In order to obtain the action of the ideal quantum phase gate, equations (7-10), following Ref. 1, we have to apply the following local operator:

$$\hat{S} = \hat{S}_1 \otimes \hat{S}_2, \quad (15)$$

where

$$\hat{S}_1 = |0\rangle_1 \langle 0| e^{is_1^0} + |1\rangle_1 \langle 1| e^{is_1^1} \quad (16)$$

$$\hat{S}_2 = |0\rangle_2 \langle 0| e^{is_2^0} + |1\rangle_2 \langle 1| e^{is_2^1} \quad (17)$$

and the phases s_i^j are defined as follows::

$$s_1^0 = -\phi_{00}/2 \quad (18)$$

$$s_1^1 = -\phi_{10} + \phi_{00}/2 \quad (19)$$

$$s_2^0 = -\phi_{00}/2 \quad (20)$$

$$s_2^1 = -\phi_{01} + \phi_{00}/2, \quad (21)$$

After a straightforward calculation we obtain the desirable phase:

$$\vartheta = \phi_{11} - \phi_{10} - \phi_{01} + \phi_{00}. \quad (22)$$

In our system, in order to realize a π -gate, we need to know the time evolution of the wavefunction. The time evolved wavefunction, expanded on the standard computational basis, is given by the following equation:

$$|\psi(t)\rangle = c1(t) |00\rangle + c2(t) |01\rangle + c3(t) |10\rangle + c4(t) |11\rangle. \quad (23)$$

Each coefficient $ci(t)$, $i = 1, ..4$, is a complex number, whose phase, arranged as in equation (22), is used for the realization of the π -gate.

IV. CONCURRENCE

When we consider a $\frac{1}{2}$ -spin particle as the encoding system for the qubit, it may incur to a *spin-flip* process. This phenomenon consists in the swapping between the spin-up and spin-down components, that is

$$|0\rangle \rightarrow |1\rangle, \quad (24)$$

$$|1\rangle \rightarrow |0\rangle. \quad (25)$$

If we consider, for example, the two-qubit state, known as *EPR pair*, that is

$$\frac{|00\rangle + |11\rangle}{\sqrt{2}}, \quad (26)$$

we can see that it is unaffected by the spin-flip of both qubits. This state, for this feature, is called maximally *entangled*. Therefore, we can define the *entanglement* as the property of quantum states, which shows if the state is good for carrying quantum information. The most entangled is the quantum state, the most reliable it is for transferring quantum information. In our case we will consider the *concurrence*[?] as a measure of the entanglement of the state describing the two-qubit system. A *pure* state of two particles quantum system is called entangled if it cannot be factorizable, that is it cannot be written as the direct product of the states describing each particle. A *mixed* state if it cannot be represented as a mixture of factorizable pure states. In this Section we will refer to the *entanglement of formation*, which is intended to quantify the resources needed to create a given entangled state.[?] In order to show the definition of entanglement of formation, following Ref. 11, we can consider a system composed by two subsystems, *A* and *B*. In the general case of a mixed state, the density matrix describing the whole system is given by

$$\rho = \sum_i p_i |\psi_i\rangle\langle\psi_i| \quad (27)$$

where the ensemble of pure states $\{|\psi_i\rangle\}$, with the respective probabilities p_i , give all the possible pure state decomposition for the density matrix ρ . For each pure state $|\psi_i\rangle\langle\psi_i|$, the entanglement of formation is defined as the von Neumann entropy of both subsystems *A* and *B*. The von Neumann formula, which defines the entanglement of a pure state, $|\psi\rangle$, is the following

$$E(\psi) = -Tr(\rho_A \log_2 \rho_A) = -Tr(\rho_B \log_2 \rho_B). \quad (28)$$

where

$$\rho_A = Tr_B(|\psi\rangle\langle\psi|) \quad (29)$$

and

$$\rho_B = Tr_A(|\psi\rangle\langle\psi|). \quad (30)$$

The entanglement of formation of the mixed state ρ is then defined as the average entanglement of the pure states of its decomposition, minimized over all decompositions of ρ , that is

$$E(\rho) = \min_i \sum p_i E(\psi_i). \quad (31)$$

In our system, in order to evaluate the degree of entanglement between the two particles, we consider the so called "spin-flip" transformation, which, for a $\frac{1}{2}$ -spin particle, is the

standard time reversal transformation.[?] If we consider a single qubit pure state, $|\psi\rangle$, which is expressed in the standard computational basis, the spin-flip transformation is defined as follows

$$|\tilde{\psi}\rangle = \hat{\sigma}_y |\psi^*\rangle, \quad (32)$$

where $\hat{\sigma}_y = \begin{pmatrix} 0 & -i \\ i & 0 \end{pmatrix}$ is the Pauli y-matrix, and $|\psi^*\rangle$ is the complex conjugate of $|\psi\rangle$. Since the state describing our system is a two-qubit pure state, we can forget mixed states and focus our attention on the definition of entanglement for pure states, equation (28). Following Ref. 10, we can now introduce the definition of concurrence as

$$C(\psi) = |\langle\psi|\tilde{\psi}\rangle|, \quad (33)$$

and the entanglement reads

$$E(\psi) = f(C(\psi)), \quad (34)$$

where the function $f(C(\psi))$ is given by

$$f(C(\psi)) = h\left(\frac{1 + \sqrt{1 - C(\psi)^2}}{2}\right), \quad (35)$$

$$h(x) = -x \log_2 x - (1 - x) \log_2 (1 - x). \quad (36)$$

The function $f(C(\psi))$ increases monotonically from 0 to 1 as $C(\psi)$ ranges from 0 to 1, so we can consider the concurrence as a measure of the entanglement.

The state describing our two-qubit system can be written as a superposition of the standard two-qubit computational basis states, that is

$$|\psi\rangle = c1 |00\rangle + c2 |01\rangle + c3 |10\rangle + c4 |11\rangle. \quad (37)$$

To evaluate the concurrence of this state, we start with the evaluation of the complex conjugate of the state as follows

$$|\psi^*\rangle = c1^* |00\rangle + c2^* |01\rangle + c3^* |10\rangle + c4^* |11\rangle. \quad (38)$$

Then we apply the $\hat{\sigma}_y$ transformation to the state (38), that is, we need to act on it with the following two-body operator

$$S = \hat{\sigma}_{y1} \otimes \hat{\sigma}_{y1}. \quad (39)$$

Recalling that the action of the $\hat{\sigma}_y$ matrix on the standard computational basis states is

$$\hat{\sigma}_y |0\rangle = \begin{pmatrix} 0 & -i \\ i & 0 \end{pmatrix} \begin{pmatrix} 1 \\ 0 \end{pmatrix} = i \begin{pmatrix} 0 \\ 1 \end{pmatrix} \Rightarrow \hat{\sigma}_y |0\rangle = i |1\rangle, \quad (40)$$

$$\hat{\sigma}_y |1\rangle = \begin{pmatrix} 0 & -i \\ i & 0 \end{pmatrix} \begin{pmatrix} 0 \\ 1 \end{pmatrix} = -i \begin{pmatrix} 1 \\ 0 \end{pmatrix} \Rightarrow \hat{\sigma}_y |1\rangle = -i |0\rangle, \quad (41)$$

we get:

$$\begin{aligned} S |00\rangle &= - |11\rangle \\ S |01\rangle &= |10\rangle \\ S |10\rangle &= |01\rangle \\ S |11\rangle &= - |00\rangle. \end{aligned} \quad (42)$$

Finally, the spin-flip transformation on the state $|\psi\rangle$ reads

$$|\tilde{\psi}\rangle = -c1^* |00\rangle + c2^* |01\rangle + c3^* |10\rangle - c4^* |11\rangle. \quad (43)$$

Therefore, performing the state product between states (37) and (43) in equation (33), we get the concurrence for our system, whose normalized value is given by the following equation

$$C(\psi) = \frac{2 |c2^*c3^* - c1^*c4^*|}{|c1|^2 + |c3|^2 + |c3|^2 + |c4|^2}. \quad (44)$$

The result obtained in equation (44) will be very useful to know the degree of entanglement of our system during the gate operation. The gate is reliable if the concurrence is monotonically increasing during the time evolution. When the concurrence related to a wavefunction reaches its maximum value, the state is maximally entangled. Therefore, we require that the concurrence of the wavefunction, which describes our system, reaches its maximum or, at least, a value near it, before the end of the gate operation.

V. PHASE GATE: TIME INDEPENDENT CASE

Our system is composed by two spins, which interacts with a static magnetic field. Applying a static magnetic field oriented in the z direction, for the Zeeman effect, we get the splitting of the spin z component into the spin-up and spin-down components. The energy difference between these two levels give the resonance frequency of the particle. Anyway, if we apply a static magnetic field on the whole sample, all the particles will have the same resonance frequency. This arrangement leads to the most relevant experimental disadvantage for systems composed by arrays of buckyballs, which is the difficulty in the individual addressing of each qubit particle. In order to overcome this problem the experimentalists suggest the use of external field gradients, which can shift the electronic resonance frequency of the qubit-encoding spins. We can generate magnetic field gradients considering wires through which flows current.?? If we place two parallel wires outside our two buckyball system, at a symmetrical position respect the center of mass, it is generated an additional magnetic field in the space between the wires. Recalling the Biot-Savart law, the magnetic field amplitude at a distance R from a long straight wire carrying a current I is given by the following equation

$$B_g = \frac{\mu_0 I}{2\pi R}. \quad (45)$$

Following a paper by Groth *et al.*?, if we choose a current $I = 0.6A$, a distance between the two wires $d = 1\mu m$, the radius of each wire $\rho = 1\mu m$, a buckyball at a distance x from the origin of the axes will be subjected to a magnetic field

$$B_g = \frac{\mu_0}{2\pi} I \left(\frac{1}{x + \rho + d/2} + \frac{1}{x - \rho - d/2} \right), \quad (46)$$

whose distribution is shown in picture (3). We could not consider a current greater than $I = 0.6A$ because the wires would face a too high heating process, and eventually they could be destroyed. On the other hand, we could not consider currents smaller than $10^{-1}A$, because the arising magnetic field gradient would be too small for each buckyball. In this case, the resonance frequencies related to the buckyballs would differ for only few MHz ,

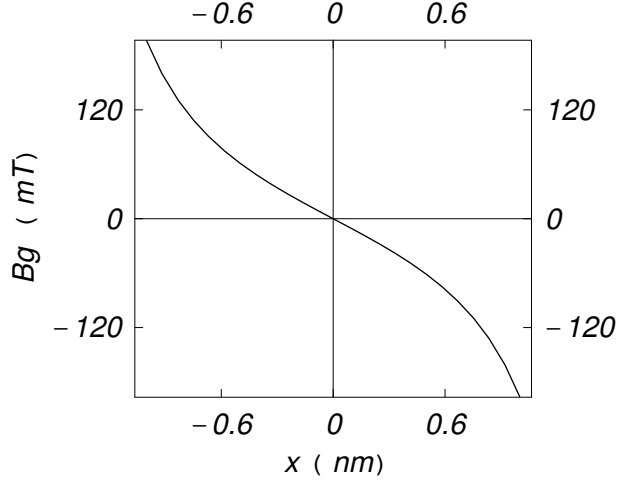


FIG. 3: Magnetic field generated by two $1\mu\text{m}$ -radius wires at a distance $d = 1\mu\text{m}$, which carry a current $I = 0.6\text{A}$.

which could be a too small gap to be realized by a frequency resonator.

Choosing a static magnetic field in the z direction, the Hamiltonian of the system is given by the following equation ($\hbar = 1$)

$$H = J_0 \vec{S}_1 \vec{S}_2 + g(r) [\vec{S}_1 \cdot \vec{S}_2 - 3(\vec{S}_1 \cdot \vec{n})(\vec{S}_2 \cdot \vec{n})] \quad (47)$$

$$- \mu_B [(B_{z_1} + B_{g_1}) \hat{S}_{z_1}) \otimes I_2 + I_1 \otimes ((B_{z_2} + B_{g_2}) \hat{S}_{z_2})]. \quad (48)$$

In the previous equation, J_0 is the exchange spin-spin interaction coupling constant, $\hat{M} = \gamma_1 \gamma_2 (\frac{e}{2mc}) \hat{S}$, with r distance between the two buckyballs, is the r -dependent multiplicative term in the spin dipole-dipole interaction, $B_{z_1} = B_{z_2}$ is the static magnetic field in the z direction, B_{g_1} and B_{g_2} are the additional magnetic fields due to the field gradient. We make a further assumption, considering the trapped particles as electrons. Therefore the gyromagnetic ratio $\gamma \simeq 2$, and the Hamiltonian of the system reads:

$$H = J_0 \vec{\sigma}_1 \cdot \vec{\sigma}_2 + g(r) [\vec{\sigma}_1 \cdot \vec{\sigma}_2 - 3(\vec{\sigma}_1 \cdot \vec{n})(\vec{\sigma}_2 \cdot \vec{n})] \quad (49)$$

$$- \mu_B [(B_{z_1} + B_{g_1}) \hat{\sigma}_{z_1}) \otimes I_2 + I_1 \otimes ((B_{z_2} + B_{g_2}) \hat{\sigma}_{z_2})], \quad (50)$$

Through the study of fullerenes'spectra in ESR (Electron Spin Resonance) experiments and also through theoretical studies, it has been shown^{???} that the exchange interaction is very small. Therefore, in line (49), we can neglect the exchange term proportional to J_0 , leaving the spin dipole-dipole interaction as the leading term of the mutual interaction between the two endohedrals. Choosing the direction of vector \vec{n} parallel to the x axis, the dipole-dipole interaction term is simplified as follows

$$\hat{D} = g(r) (\hat{\sigma}_{z_1} \hat{\sigma}_{z_2} + \hat{\sigma}_{y_1} \hat{\sigma}_{y_2} - 2\hat{\sigma}_{x_1} \hat{\sigma}_{x_2}). \quad (51)$$

The Hamiltonian matrix form is given by the following equation

$$H = \begin{pmatrix} g(r) + m_1 & 0 & 0 & -3g(r) \\ 0 & -g(r) + m_2 & -g(r) & 0 \\ 0 & -g(r) & -g(r) - m_2 & 0 \\ -3g(r) & 0 & 0 & g(r) - m_1 \end{pmatrix}, \quad (52)$$

where

$$m_1 = -\mu_B(B_{z_1} + B_{g_1} + B_{z_2} + B_{g_2}) \quad (53)$$

and

$$m_2 = -\mu_B(B_{z_1} + B_{g_1} - B_{z_2} - B_{g_2}), \quad (54)$$

are the static magnetic field terms. Solving the Schrödinger equation

$$i\frac{\partial}{\partial t} |\psi(t)\rangle = H |\psi(t)\rangle, \quad (55)$$

where the wavefunction is a superposition of the standard two-qubit computational basis, given by equation (23), we get the four differential equation system

$$\dot{c}1(t) = -i[(g(r) + m_1)c1(t) - 3g(r)c4(t)]; \quad (56)$$

$$\dot{c}2(t) = -i[(-g(r) + m_2)c2(t) - g(r)c3(t)]; \quad (57)$$

$$\dot{c}3(t) = -i[-g(r)c2(t) + (-g(r) - m_2)c3(t)]; \quad (58)$$

$$\dot{c}4(t) = -i[-3g(r)c1(t) + (g(r) - m_1)c4(t)], \quad (59)$$

which let us to evaluate the phases acquired by each computational basis state during the time evolution. Applying equation (22) to the present time evolved phases, we get the desirable π -gate

$$\vartheta = \text{Arg}(c1(t)) - \text{Arg}(c2(t)) - \text{Arg}(c3(t)) + \text{Arg}(c4(t)) = \pm\pi. \quad (60)$$

We have numerically solved the differential equation system (56-59), with the use of a Mathematica programme. The numerical quantities used for the numerical calculations are $r = 1.14nm$, $B_{z_1} = B_{z_2} = 10 \times 10^{-2}T$, $B_{g_1} = 6.08 \times 10^{-5}T$ and $B_{g_2} = -6.08 \times 10^{-5}T$, which give the resonance frequencies $\omega_1 = 1.7599 \times 10^{10}Hz$ and $\omega_2 = 1.7577 \times 10^{10}Hz$. The time evolution of the phase ϑ is shown in Fig. 4. The gate time, which corresponds to the case $\vartheta = -\pi$ is $\tau \simeq 9.1 \times 10^{-9}s$. If we compare the gate-time, τ , to the shortest decoherence time, $T_2 \simeq 20\mu m$, we can deduce that it will be theoretically possible to realize about thousands gate operations before the system relaxes. To know the fidelity of the gate and the reliability of the results, we need to evaluate the concurrence during the time evolution. With the use of a Mathematica programme we have plotted the time evolution of the concurrence, equation (44), from $t = 0s$ to the gate time $t = \tau$, see Fig. 5. Analyzing picture (5), we can see that the concurrence shows a smooth behavior. It monotonically ranges from zero and its maximum is reached at time $t = \tau$ with the respective value $C(\psi(\tau)) = 0.88$. Even if the maximum concurrence does not coincides with the ideal value 1, it is near to this value and the system shows an acceptable degree of entanglement. It is convenient to investigate other system configurations, in order to check if it is possible to improve the concurrence. In the next Section we will analyze the case of an additional magnetic field, oscillating in time in the x-y plane.

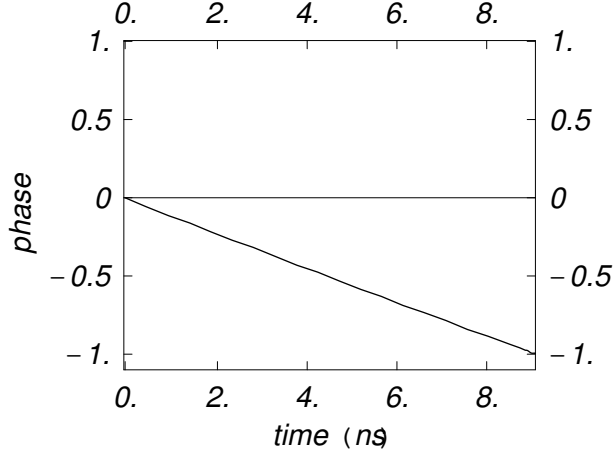


FIG. 4: Time evolution of the phase ϑ . The value $\vartheta = -\pi$ is reached at the time $\tau \simeq 9.1 \times 10^{-9} s$.

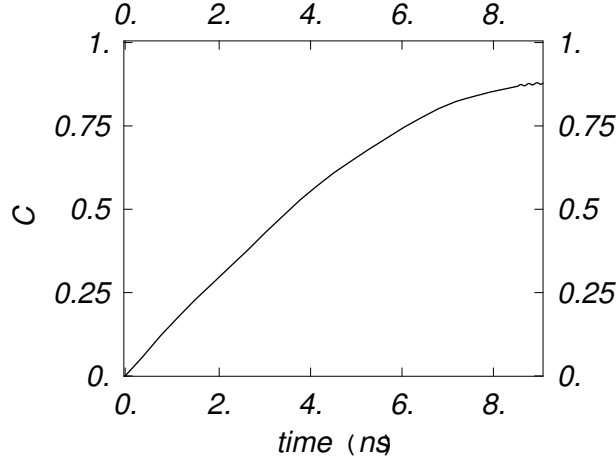


FIG. 5: Time evolution of the concurrence, $C(\psi)$.

VI. PHASE GATE: TIME DEPENDENT CASE.

In this Section, we apply to our system an additional time dependent magnetic field. To induce the transitions between the two Zeeman energy levels, we need to apply an oscillating magnetic field in the $x - y$ plane with angular frequency, ω , equal to the spin resonance frequency. As suggested by Atherton[?], the amplitude of the time dependent field has to satisfy the condition $B_l \ll (B_z + B_g)$. In the case of a transverse linear oscillating magnetic field, the total applied magnetic field is given by

$$\vec{B}(t) = (B_l \cos \omega t, B_l \sin \omega t, (B_z + B_g)). \quad (61)$$

The Hamiltonian of the system reads

$$\begin{aligned}
H = & g(r)(\sigma_{z_1}\sigma_{z_2} + \sigma_{y_1}\sigma_{y_2} - 2\sigma_{x_1}\sigma_{x_2}) \\
& -\mu_B(B_{z_1} + B_{g_1})\sigma_{z_1} \otimes I_2 - \mu_B(B_{z_2} + B_{g_2})I_1 \otimes \sigma_{z_2} \\
& -\mu_B B_{l_1}(\sigma_{x_1} \cos \omega_1 t + \sigma_{y_1} \cos \omega_1 t) \otimes I_2 \\
& + I_1 \otimes (-\mu_B B_{l_2}(\sigma_{x_2} \cos \omega_2 t + \sigma_{y_2} \cos \omega_2 t)),
\end{aligned}$$

and its matrix form is

$$H = \begin{pmatrix} g(r) + m_1 & e_2(t) & e_1(t) & -3g(r) \\ d_2(t) & -g(r) + m_2 & -g(r) & e_1(t) \\ d_1(t) & -g(r) & -g(r) - m_2 & e_2(t) \\ -3g(r) & d_1(t) & d_2(t) & g(r) - m_1 \end{pmatrix}, \quad (62)$$

where

$$d_1(t) = -\mu_B B_{l_1}(\cos \omega_1 t + i \cos \omega_1 t) \quad d_2(t) = -\mu_B B_{l_2}(\cos \omega_2 t + i \cos \omega_2 t) \quad (63)$$

$$e_1(t) = -\mu_B B_{l_1}(\cos \omega_1 t - i \cos \omega_1 t) \quad e_2(t) = -\mu_B B_{l_2}(\cos \omega_2 t - i \cos \omega_2 t). \quad (64)$$

Like in the time independent case, solving the Schrödinger equation we get the four differential equation system

$$\dot{c}_1(t) = -i[g(r)c_1(t) + e_2(t)c_2(t) + e_1(t)c_3(t) - 3g(r)c_4(t)] \quad (65)$$

$$\dot{c}_2(t) = -i[d_2(t)c_1(t) - g(r)c_2(t) - g(r)c_3(t) + e_1(t)c_4(t)] \quad (66)$$

$$\dot{c}_3(t) = -i[d_1(t)c_1(t) - g(r)c_2(t) - g(r)c_3(t) + e_2(t)c_4(t)] \quad (67)$$

$$\dot{c}_4(t) = -i[-3g(r)c_1(t) + d_1(t)c_2(t) + d_2(t)c_3(t) + g(r)c_4(t)], \quad (68)$$

whose solution give the time evolution of the phase for each computational basis state. Arranging the phases as prescribed in equation (22), we have obtained the π -gate. In the numerical computation we have used the additional quantity $B_{l_1} = B_{l_2} = 5 \times 10^{-4}T$, which satisfies condition $B_l \ll (B_z + B_g)$. The time evolution of the phase ϑ , is shown in Fig. 6, and the numerical value of the gate time is $\tau \simeq 9.8 \times 10^{-9}s$. Also in this case, comparing the gate time, τ , to the decoherence time T_2 , we observe that it will be possible to perform about thousands gate operations before the system relaxes. The relevant issue in the treatment of the time dependent case is the concurrence. In Fig. 7, it is represented the time evolution of the concurrence, $C(\psi(t))$, which have been numerically evaluated with a Mathematica programme. It shows a monotonic behavior and its maximum, evaluated at time $t = \tau$, corresponds to $C(\psi(\tau)) = 0.96$. Therefore, considering an additional linearly polarized oscillating field in the $x - y$ plane, let the system to be characterized by a better concurrence degree.

VII. CONCLUSIONS

To model quantum gates we considered a system composed by two endohedral fullerene molecules, subjected to external magnetic fields. We assume that each molecule may be treated as a $\frac{1}{2}$ -spin particle, where the spin is associated to the encapsulated atoms. In the magnetic field the spin degeneracy of the spin up and down components is lifted and it arises the Zeeman splitting. As the result, there two two-level system are arising. Each of

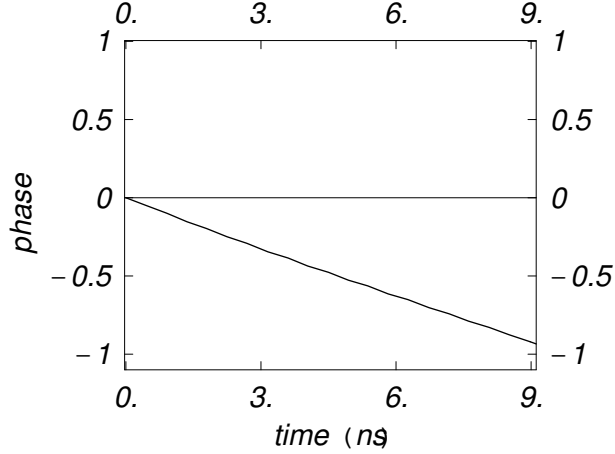


FIG. 6: Time evolution of the phase $\vartheta(t)$, with the respective gate time $\tau \simeq 9.8 \times 10^{-9}s$.

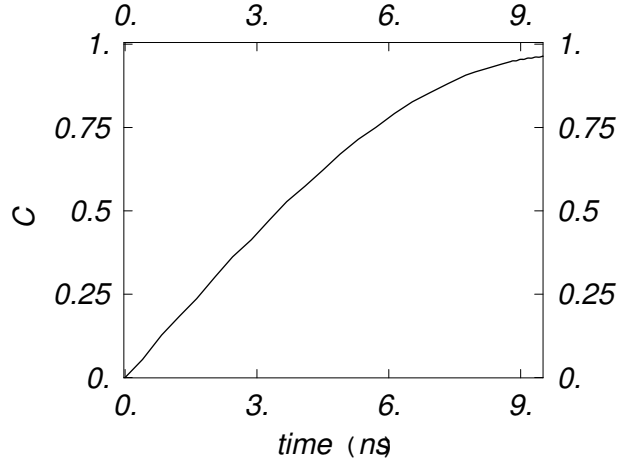


FIG. 7: Time evolution of the concurrence, $C(\psi)$.

these two-level systems corresponds to a single qubit. If the applied static magnetic field to the whole sample is homogeneous, each of these qubits will be characterized by the same resonance frequency. This leads to the difficulty in the individual addressing of each single qubit. To overcome this problem, we have to apply inhomogeneous magnetic fields. In this paper we have used a magnetic field generated by two metallic wires. Each wire is carrying a current, therefore the magnetic field is decreasing with the distance from a wire. In the proposed configuration of two parallel wires, there arises a gradient of the magnetic field when we are moving from a wire to the other one. If we place two buckyballs in the space between these two wires, they will be subjected to the gradient of this field, and therefore the associated resonance frequencies of the related two-level system are different. In this paper we have performed a quantum π -phase gate. To realize this particular quantum gate we have estimated the phase of each computational basis state, see equation (22). The leading mutual interaction between the two qubits is the spin dipole-dipole interaction. First we studied the time evolution of our system taking into account this mutual interaction between the qubits

and considering the qubits subjected to static magnetic fields only. Then we applied to the system also time dependent magnetic fields. The wavefunction of the system is given by the superposition of the four computational basis states, see equation (23). The time evolution of the coefficients of each computational basis state is determined via the solution of the Schrödinger equation. With the use of these coefficients and of equation (60), we can evaluate the operational gate time for the π -phase gate. Its numerical value is $\tau \simeq 9.1 \times 10^{-9}s$ for the time independent case, and $\tau \simeq 9.8 \times 10^{-9}s$ for the time dependent one. Comparing the gate time, τ , to the shortest relaxation time, T_2 , we have observed that in both cases it will be possible to perform about thousands quantum gate operations before the system decoheres. This is our main result. As far as we are aware, this result indicates that our system could be the most favorable for the realization of a quantum gate. Obviously, for realistic models of quantum computers, the ratio of the decoherence time and the operational time must be very large, otherwise the system relaxes before the completing of the quantum computation. The goal of any quantum computational proposal is the entanglement of the state of the system under consideration. At this purpose, we have studied the concurrence, see Sec. IV. The concurrence gives information about the entanglement of the state, and, therefore it is related to the reliability of the gate operation. A maximally entangled state is left unchanged under a spin-flip operation and its concurrence is maximum. In our system, at the end of the gate operation, the value of the concurrence is $C \simeq 0.88$ in the time independent case, and $C \simeq 0.96$ in the time dependent one. Both values are acceptable because they are both related to a very good degree of entanglement for the state describing our system. We can conclude that the best configuration for our system is the time dependent one. It is characterized by a very small operational time, in comparison to the relaxation times, and by the best concurrence.

Many features claim the buckyball systems as good candidates as quantum gates. Not only they are characterized by very long decoherence times, but also they can be maneuvered very easily. This feature allows the realization of experimental quantum devices, which form scalable architectures. For example, buckyballs can be embedded in Si surfaces or arranged in arrays encased in a nanotube (peapod). Moreover, in such systems we suppose that the value of the relaxation time T_2 , due to random spin dipole-dipole interactions, could be reduced.