

# Spatial quantum correlations in multiple scattered light

P. Lodahl,\* A.P. Mosk, and A. Lagendijk†

*Complex Photonic Systems, Department of Science and Technology and MESA<sup>+</sup> research institute,  
University of Twente, P.O. Box 217, 7500 AE Enschede, The Netherlands.*

(Dated: May 23, 2019)

We predict a new spatial quantum correlation in light propagating through a multiple scattering random medium. The correlation depends on the quantum state of the light illuminating the medium, is infinite range, and dominates over mesoscopic intensity correlations. The spatial quantum correlation is revealed in the quantum fluctuations of the total transmission or reflection through the sample and should be readily observable experimentally.

PACS numbers: 42.25.Dd, 42.50.Lc, 78.67.-n

When light propagates through a disordered scattering medium, a strongly modulated interference structure, known as a speckle pattern, is generated. Speckle patterns are the most direct manifestation of wave coherence in transport of light through samples that are thicker than the transport mean free path  $\ell$ , which is the average distance over which the direction of light is diffused due to random scattering. By analyzing the statistical properties, such volume speckle patterns are found to possess strong correlations that are responsible for fundamental physical phenomena as the memory effect [1, 2] and enhanced mesoscopic fluctuations [3, 4, 5, 6, 7]. Furthermore, clear signatures of Anderson localization of light have been observed by analyzing intensity fluctuations [8].

While spatial correlations of the *intensity* of multiply scattered light have been investigated intensely, spatial correlations hidden in the *quantum fluctuations* of light have to our knowledge not been addressed. Quantum fluctuations provide an independent way of extracting scattering properties of the random medium [9]. Here we predict the existence of strong quantum correlations between spatially separated parts of a far-field speckle pattern that have no classical analog. The quantum correlation is infinite range, since it is independent of the angular separation between the parts of the speckle pattern under investigation, and dominates over mesoscopic fluctuations. Therefore a speckle pattern generated with quantum light is much stronger correlated than classical theory predicts, and the quantum correlation should be observable even for moderate amount of scattering. In contrast, the magnitude of classical intensity correlations are all found to scale with the inverse of the normalized mesoscopic conductance  $g = N\ell/L$  where  $N$  is the number of conducting modes and  $L$  the thickness of the scattering medium [3, 4, 5, 6, 7]. Therefore only in the case of extremely strong scattering, i.e. close to the transition for Anderson localization ( $g \simeq 1$ ), do such mesoscopic correlations play a significant role.

The quantum correlation will be shown to depend on the quantum state of the light that is illuminating the multiple scattering sample. The physical origin of the

correlation is due to distribution of the photon correlations of the input state over the spatial degrees of freedom of the speckle pattern. We evaluate the correlation function for three different quantum states: coherent state, thermal state, and Fock state. For a coherent state the spatial correlation vanishes, while strong correlations and anti-correlations are found for the thermal state and Fock state, respectively. We show that the spatial quantum correlation can be measured conveniently by recording the quantum noise of the total transmission or reflection from the medium. Such measurements were carried out very recently for a coherent state [9]. In addition to the dominating contribution from the spatial correlation, the quantum fluctuations of the total transmission contain novel mesoscopic fluctuations of importance when  $g$  approaches unity.

We describe the transmission of a quantum state of light through a non-absorbing, multiple scattering medium using the formalism developed by Beenakker *et al.* for continuous waves [10, 11]. The annihilation operator  $\hat{a}_b$  for an output mode  $b$  is coupled to the annihilation operators associated with all input modes  $\hat{a}_{a'}^{in}$  and  $\hat{a}_{b'}^{in}$  through the relation

$$\hat{a}_b = \sum_{a'} t_{a'b} \hat{a}_{a'}^{in} + \sum_{b'} r_{b'b} \hat{a}_{b'}^{in}, \quad (1)$$

where  $t$  and  $r$  are electric field transmission and reflection coefficients, respectively, and the summations are over all  $N$  input modes and output modes. We use the notation that  $a$  denotes modes to the left and  $b$  modes to the right of the medium, c.f. Fig. 1. The modes correspond to different propagation directions ( $k$  vectors) of the incoming and outgoing light and can therefore be measured directly in the far-field pattern. The input annihilation and creation operators obey standard commutation relations  $[\hat{a}_{a'}^{in}, \hat{a}_{a''}^{in\dagger}] = \delta_{a',a''}$  and  $[\hat{a}_{b'}^{in}, \hat{a}_{b''}^{in\dagger}] = \delta_{b',b''}$ , while all other commutation relations vanish. Here  $\delta$  denotes Kronecker's delta function.

In the following, we restrict to the case where light is coupled through a single input mode  $a$  and explicitly outline the calculation of the quantum fluctuations of the light transmitted through the sample. Nonetheless

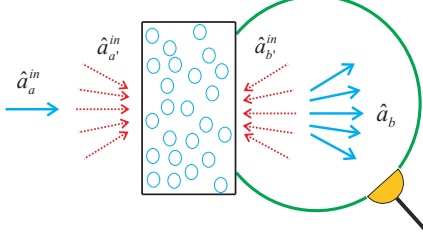


FIG. 1: (color online). Total transmission through a multiple scattering sample. A quantum state of light is coupled through mode  $a$  and the total number of transmitted photons are collected with an integrating sphere. Vacuum fluctuations in all open channels  $a' \neq a$  and  $b'$  must be included in the quantum description.

in the quantum description vacuum fluctuations coupled into all other input modes  $a' \neq a$  and  $b'$  must be included. The operator  $\hat{n}_b = \hat{a}_b^\dagger \hat{a}_b$  describes the number of photons transmitted to the fixed output mode  $b$ , and

the total number of transmitted photons is obtained by adding all output modes:  $\hat{n}_T = \sum_b \hat{n}_b$ . In an experiment, the total transmission can be measured with an integrating sphere, cf. Fig. 1. The quantum fluctuations are quantified through the variance of the photon number:  $\Delta n^2 \equiv \langle \hat{n}^2 \rangle - \langle \hat{n} \rangle^2$ , where  $\langle \cdot \rangle$  is the quantum mechanical expectation value. The fluctuations of the total transmission are straightforwardly found to be given by

$$\Delta n_T^2 = \sum_b \Delta n_b^2 + \sum_{b_0} \sum_{b_1 \neq b_0} \langle \hat{n}_{b_0} \hat{n}_{b_1} \rangle - \langle \hat{n}_{b_0} \rangle \langle \hat{n}_{b_1} \rangle, \quad (2)$$

where an index specifying the fixed input mode ( $a$ ) has been omitted for brevity of notation. We immediately see that the variance of the total transmission is different from the sum of the variances of all outgoing modes. Also cross-correlations between different output modes contribute, and these correlations are shown to be significant in the following.

In order to evaluate Eq. (2),  $\langle \hat{n}_b \rangle$  and  $\langle \hat{n}_{b_0} \hat{n}_{b_1} \rangle$  must be computed starting from Eq. (1). The only non-vanishing contributions are

$$\langle \hat{n}_b \rangle = \sum_{a', a''} t_{a'b}^* t_{a''b} \langle \hat{a}_{a'}^{in\dagger} \hat{a}_{a''}^{in} \rangle, \quad (3a)$$

$$\begin{aligned} \langle \hat{n}_{b_0} \hat{n}_{b_1} \rangle &= \sum_{a', a'', a''', a''''} t_{a'b_0}^* t_{a''b_0} t_{a'''b_1}^* t_{a''''b_1} \langle \hat{a}_{a'}^{in\dagger} \hat{a}_{a''}^{in} \hat{a}_{a'''}^{in\dagger} \hat{a}_{a''''}^{in} \rangle \\ &+ \sum_{a', b', b'', a''} t_{a'b_0}^* r_{b'b_0} r_{b''b_1}^* t_{a''b_1} \langle \hat{a}_{a'}^{in\dagger} \hat{a}_{b'}^{in} \hat{a}_{b''}^{in\dagger} \hat{a}_{a''}^{in} \rangle. \end{aligned} \quad (3b)$$

The expectation values of the various operator products can be evaluated from the commutation relations for the input modes, and by using that vacuum is coupled through all other channels than  $a$ . We obtain

$$\langle \hat{a}_{a'}^{in\dagger} \hat{a}_{a''}^{in} \rangle = \langle \hat{n}_a^{in} \rangle \delta_{a',a} \delta_{a'',a}, \quad (4a)$$

$$\langle \hat{a}_{a'}^{in\dagger} \hat{a}_{b'}^{in} \hat{a}_{b''}^{in\dagger} \hat{a}_{a''}^{in} \rangle = \langle \hat{n}_a^{in} \rangle \delta_{a',a} \delta_{a'',a} \delta_{b',b''}, \quad (4b)$$

$$\langle \hat{a}_{a'}^{in\dagger} \hat{a}_{a''}^{in} \hat{a}_{a'''}^{in\dagger} \hat{a}_{a''''}^{in} \rangle = \delta_{a',a} \delta_{a''''',a} \left[ \langle \hat{n}_a^{in} \rangle \delta_{a'',a'''} + \left( \langle \hat{n}_a^{in2} \rangle - \langle \hat{n}_a^{in} \rangle^2 \right) \delta_{a'',a} \delta_{a''',a} \right]. \quad (4c)$$

By combining Eqs. (3) and (4), the variance in the mode  $b$  and the cross-correlation between two different directions  $b_0 \neq b_1$  can be found

$$\frac{\overline{\Delta n_b^2}}{\langle \hat{n}_a^{in} \rangle} = \overline{T_{ab}} + \overline{T_{ab}^2} (F_a^{in} - 1) (2 + 8/3g), \quad (5a)$$

$$\frac{\overline{\langle \hat{n}_{b_0} \hat{n}_{b_1} \rangle} - \overline{\langle \hat{n}_{b_0} \rangle} \overline{\langle \hat{n}_{b_1} \rangle}}{\langle \hat{n}_a^{in} \rangle} = \overline{T_{ab}^2} (F_a^{in} - 1) (1 + 4/3g). \quad (5b)$$

Here we have introduced the intensity transmission co-

efficients  $T_{ab} = |t_{ab}|^2$  [12, 13] that have been averaged over all realizations of disorder (denoted by a bar). The Fano factor  $F_a^{in} = \Delta(n_a^{in})^2 / \langle \hat{n}_a^{in} \rangle$  quantifies the variance of the photon number relative to the average number of photons, and is equal to unity for Poissonian photon statistics. We evaluate the Fano factor for three different single-mode quantum states of light: a coherent state (CS), a thermal state (TS), and an  $n$ -photon Fock state (FS), which correspond to  $(F_a^{in})_{CS} = 1$ ,  $(F_a^{in})_{TS} = 1 + \langle \hat{n}_a^{in} \rangle$  and  $(F_a^{in})_{FS} = 0$ , respectively [14].

The classical transmission coefficient can be calculated

from the theory of light diffusion [15], which leads to  $\overline{T_{ab}} = \ell/NL$  in the absence of absorption. Inserting Eqs. (5) in Eq. (2), we arrive at the final expression for the variance of the quantum fluctuations of the total transmission

$$\frac{\overline{\Delta n_T^2}}{\langle \hat{n}_a^{in} \rangle} = \frac{\ell}{L} + \frac{\ell^2}{L^2} (F_a^{in} - 1) \left[ 1 + \frac{1}{g} \left( \frac{4}{3} + \frac{\ell}{L} \right) \right]. \quad (6)$$

Neglecting at present correction terms of order  $1/g$ , the variance of the total transmission is seen to contain a linear and a quadratic term in  $\ell/L$ . The former is the sum of the variances of each individual channel, which corresponds to incoherently adding the fluctuations of each output mode. The quadratic term is dominated by correlations between different wavevectors of the transmitted light. While the above derivation was explicitly done for the total transmission, the total reflection can be calculated in a similar way. Neglecting correction terms of order  $1/g$ , the quantum fluctuations of the total reflection are given by

$$\frac{\overline{\Delta n_R^2}}{\langle \hat{n}_a^{in} \rangle} = \left( 1 - \frac{\ell}{L} \right) + \left( 1 - \frac{\ell}{L} \right)^2 (F_a^{in} - 1). \quad (7)$$

Note that  $\overline{\Delta n_R^2} + \overline{\Delta n_T^2} \neq F_a^{in} \langle \hat{n}_a^{in} \rangle$  since the total transmission and total reflection are quantum correlated. Figure 2 displays the variance of the total transmission and reflection for three different quantum states of light as a function of the ratio of the mean free path  $\ell$  to the sample length  $L$ . For a coherent state, the variance scales linearly, which was experimentally confirmed in [9]. For other quantum states of light, a quadratic term contributes by either a positive (for the thermal state) or negative amount (for the Fock state), which means that the photon statistics of the total transmission and reflection is super-Poissonian or sub-Poissonian, respectively. These quantum correlations are found to be most pronounced in the reflection for thick samples ( $\ell/L \rightarrow 0$ ) and in the transmission for thin samples ( $\ell/L \rightarrow 1$ ). This behavior can be understood intuitively since for thick (thin) samples relatively few photons are transmitted (reflected) and vacuum fluctuations coupled through all open modes induce Poissonian photon statistics. The validity of the diffusion model for light propagation requires  $\ell/L \lesssim 1$ , and in this limit each transmitted or reflected photon has experienced numerous scattering events. Remarkably the quantum correlations of these multiply scattered photons are preserved, and for  $\ell/L \rightarrow 0$  are the fluctuations of the total reflection equal to the fluctuations of the input light. Our results clearly demonstrate that deep in the multiple scattering regime, the quantum corrections are most pronounced in the reflection, and thereby devise a route for experimental observations of quantum correlations in a volume speckle pattern.

The quadratic terms in Eqs. (6) and (7) arise from spatial correlations between different output directions

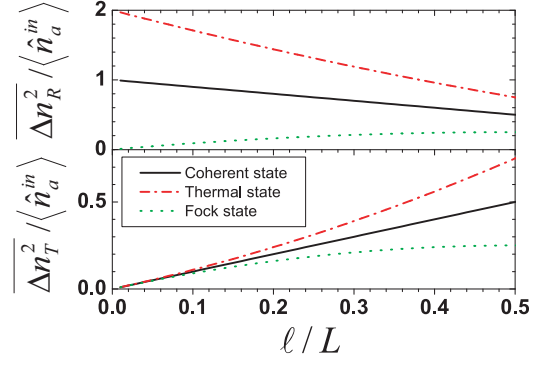


FIG. 2: (color online). Variance of the quantum fluctuations of the total reflection (upper plot) and total transmission (lower plot) for a coherent state (full line), a thermal state with  $\langle \hat{n}_a^{in} \rangle = 1$  (dash-dotted line) and an arbitrary Fock state (dotted line) as a function of  $\ell/L$ . All correction terms of order  $1/g$  have been neglected. In the reflection (transmission) pronounced variations in the photon statistics are found for decreasing (increasing)  $\ell/L$ .

in the speckle pattern. We define the two-point spatial correlation function for light in input channel  $a$

$$C_{b_0 b_1} \equiv \frac{\langle \hat{n}_{b_0} \hat{n}_{b_1} \rangle}{\langle \hat{n}_{b_0} \rangle \langle \hat{n}_{b_1} \rangle} = 1 + \frac{F_a^{in} - 1}{\langle \hat{n}_a^{in} \rangle}, \quad (8)$$

that gauges the correlation between photons in modes  $b_0$  and  $b_1$ . A similar expression can be derived for the two-point correlation function in the reflection, however we will restrict to the transmission correlations for brevity. The two-point correlation function in Eq. (8) depends only on the statistics of the input light and the expression is exact independent of  $1/g$ . To measure the two-point correlation function generally requires involved coincidence detection schemes between different output directions from the medium. However, we find here that the quantum fluctuations of the total transmission, or equivalently the total reflection, provide an alternative way of extracting the two-point correlation. The total transmission and the quantum correlation function are connected through

$$\frac{\overline{\Delta n_T^2}}{\langle \hat{n}_a^{in} \rangle} = \frac{\ell}{L} + \frac{\ell^2}{L^2} \langle \hat{n}_a^{in} \rangle [C_{b_0 b_1} - 1], \quad (9)$$

where again corrections of order  $1/g$  have been neglected.

Figure 3 shows the two-point correlation function for three different quantum states of light when varying the average number of photons in the input state. For a coherent state with an arbitrary average number of photons the correlation function is unity, i.e. the spatial correlations vanish. For single mode thermal states, the spatial correlation function is equal to 2 independent of the average number of photons, hence different parts of the speckle pattern are strongly correlated. For Fock

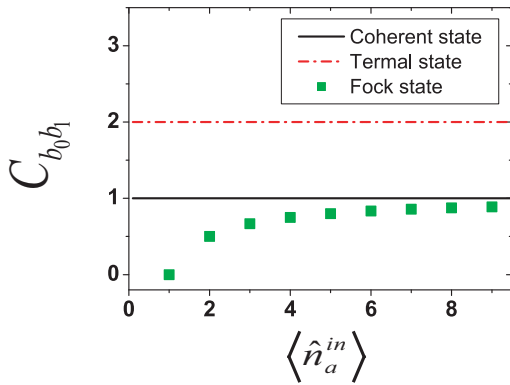


FIG. 3: (color online). Two-point correlation function  $C_{b_0 b_1}$  for three different quantum states of light as a function of the average number of photons in the incoming field. The correlation function exhibits either strong correlation (thermal state) or anti-correlation (Fock state) relative to the uncorrelated case (coherent state).

states, a striking non-classical behavior is found: the spatial correlation function is reduced below unity, which means that the spatial directions are anti-correlated. This corresponds to spatial anti-bunching of light, and the correlation function  $C_{b_0 b_1}$  is the spatial counterpart of the second-order coherence function  $g^{(2)}(\tau)$  that is omnipresent in quantum optics [16]. For a single-photon Fock state, the correlation function vanishes identically since if a photon is detected in one channel the probability of detecting another photon in a different channel is zero. For Fock states with an increasing number of photons, the correlation function approaches unity, i.e. the spatial correlations vanish.

In addition to the the spatial correlations also mesoscopic fluctuations contribute to the quantum fluctuations of the total transmission, c.f. Eq. (6). Figure 4 displays the fluctuations of the total transmission as a function of the mesoscopic conductance  $g$ . For small values of  $g$ , the mesoscopic correlations either enhance or reduce the quantum fluctuations for thermal states and Fock states, respectively. In contrast, the quantum fluctuations for a coherent state of light are unaltered. These mesoscopic fluctuations provide another example of correlations that are present only in a quantum description of multiple scattering.

It is instructive to compare our findings on photon fluctuations in diffusive propagation to the transport of electrons through an elastically scattering disordered conductor. In the diffusive regime of electron transport, Poissonian electron fluctuations are reduced, which is a direct consequence of the Fermi-Dirac statistics of electrons in each individual conduction channel [17, 18]. In contrast, no correlations exist between different conduction channels and the fluctuations can simply be added up incoherently. Our work demonstrates that the dominating correlation in diffusive transport of photons is due

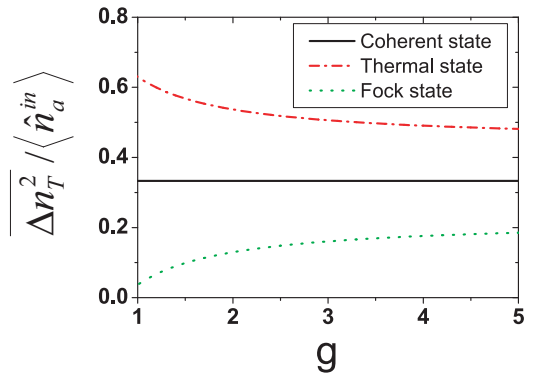


FIG. 4: (color online). Fluctuations of the total transmission for a coherent state, a thermal state with  $\langle \hat{n}_a^{in} \rangle = 1$ , and an arbitrary Fock state as a function of the mesoscopic conductance  $g$ , and for fixed amount of disorder:  $\ell/L = 1/3$ . For decreasing  $g$ , the mesoscopic correlations either enhance or suppress quantum fluctuations for the thermal state and Fock state, respectively. The fluctuations of the coherent state are unaltered for all values of  $g$ .

to correlation between different spatial modes, and these modes are the optical analogy to the conduction channels of electrons.

We have predicted a spatial correlation present in a quantum description of multiple scattering of light. The spatial correlation depends on the quantum state of the light source illuminating the sample, and can be measured by recording the quantum fluctuations of the total transmission or reflection from the sample. Our work shows that multiple scattering of non-classical light induces stronger correlations than for classical light. The predictions should be readily observable experimentally even for moderate amounts of scattering.

This work is part of the research program of the "Stichting voor Fundamenteel Onderzoek der Materie (FOM)", which is financially supported by the "Nederlandse Organisatie voor Wetenschappelijk Onderzoek (NWO)".

\* Present address: Research Center COM, Technical University of Denmark, Dk-2800 Lyngby, Denmark.

† Present address: FOM Institute for Atomic and Molecular Physics (AMOLF), P.O. Box 41883, 1009 DB Amsterdam, The Netherlands.

- [1] S. Feng, C. Kane, P.A. Lee, and A.D. Stone, Phys. Rev. Lett. **61**, 834 (1988).
- [2] I. Freund, M. Rosenbluh, and S. Feng, Phys. Rev. Lett. **61**, 2328 (1988).
- [3] M.P. van Albada, J.F. de Boer, and A. Lagendijk, Phys. Rev. Lett. **64**, 2787 (1990).
- [4] F. Scheffold and G. Maret, Phys. Rev. Lett. **81**, 5800 (1998).
- [5] B. Shapiro, Phys. Rev. Lett. **83**, 4733 (1999).
- [6] A. Garcia-Martin, F. Scheffold, M. Nieto-Vesperinas, and

- J.J. Saenz, Phys. Rev. Lett. **88**, 143901 (2002).
- [7] S.E. Skipetrov, Phys. Rev. Lett. **93**, 233901 (2004).
  - [8] A.A. Chabanov, M. Stoytchev, and A.Z. Genack, Nature **404**, 850 (2000).
  - [9] P. Lodahl and A. Lagendijk, quant-ph/0410113.
  - [10] C.W.J. Beenakker, Phys. Rev. Lett. **81**, 1829 (1998).
  - [11] M. Patra and C.W.J. Beenakker, Phys. Rev. A **61**, 063805 (2000).
  - [12] The statistical moments have been expanded to first-order in  $1/g$ :  $\overline{T_{ab_0} T_{ab_1}} \approx (1 + \delta_{b_0, b_1}) (1 + 4/3g) \overline{T_{ab}}^2$ .
  - [13] R. Berkovits and S. Feng, Phys. Rep. **238**, 135 (1994).
  - [14] L. Mandel and E. Wolf, *Optical coherence and quantum optics* (Cambridge University Press, New York, 1995).
  - [15] M.C.W. van Rossum and Th.M. Nieuwenhuizen, Rev. Mod. Phys. **71**, 313 (1999).
  - [16] R. Loudon, *The quantum theory of light* (Oxford University Press, New York, 2000).
  - [17] C.W.J. Beenakker and M. Büttiker, Phys. Rev. B **46**, R1889 (1992).
  - [18] Ya.M. Blanter and M. Büttiker, Phys. Rep. **336**, 1 (2000).