

Propagation of Light in an Ensemble of "3+1"-Level Atoms

Yong Li^{1,2,3} and C. P. Sun^{1,*}

¹*Institute of Theoretical Physics, Chinese Academy of Sciences, Beijing, 100080, China*

²*Interdisciplinary Center of Theoretical Studies, The Chinese Academy of Sciences, Beijing, 100080, China*

³*Department of Physics, Hunan Normal University, Changsha, 410081, China*

We study the propagation of a quantum probe light in an ensemble of "3+1"-level atoms when the atoms are coupled to two other classical control fields. First we calculate the dispersion properties, such as susceptibility and group velocity, of the probe light within such an atomic medium under the case of three-photon resonance via the dynamical algebra method of collective atomic excitations. Then we calculate the dispersion of the probe light not only under the case that two classical control fields have the same detunings to the relative atomic transitions but also under the case that they have the different detunings. Our results show in both cases the phenomenon of electromagnetically induced transparency can occur. Especially use the second case, we can find two transparency windows for the probe light.

PACS numbers: 03.67.Lx, 03.65.Vf, 42.50.Gy

I. INTRODUCTION

The coherent interaction of atoms with optical fields has attracted much attention in studies of contemporary coherent and nonlinear optics [1, 2, 3]. One of the most interesting effects is electromagnetically induced transparency (EIT) [4]. In an EIT system, the atoms are optically pumped into a *so-called* dark state which is decoupled from the original optical fields. Such an atomic medium possesses special optical properties such as cancellation of resonant absorption and slow group velocity of the reference probe light field.

Generally, a conventional EIT system consists of a vapor cell with 3-level Λ -type (or V -type and cascade type) atoms resonantly coupled to two classical fields [5, 6], which are called as the control and probe light field respectively. Now, many advanced studies have been done in the field of EIT. On the one hand, people find the EIT phenomenon can appear not only in the case of exactly one-photon resonance but also in the case of two-photon resonance [7, 8, 9]. And people have done many studies on the EIT system involving 4-level (or multi-level) atoms [10, 11, 12]. On the other hand, the quantum probe light is introduced to replace the weak classical probe light field in the EIT system [13, 14]. Recently, for example, an ensemble of Λ -type atoms, where the weak classical probe light is replaced by a quantum probe light to form an EIT system, has been proposed [13, 14, 15, 16] as a candidate for practical quantum memory to store and transfer the quantum information contained in photonic states by the collective atomic excitations. Some experiments [17, 18] have also already demonstrated the central principle of this technique, namely, the reduction of the group velocity and resonant absorption of light.

Moreover, based on these previous work, we have stud-

ied a system with quasi-spin wave collective excitations of many Λ -type atoms fixed in "atomic crystal". A hidden dynamical symmetry is discovered in such a system, and it is considered as a candidate for a robust quantum memory [19]. It is observed that in certain cases [20] the quantum state can be retrieved up to a non-Abelian Berry phase, i.e., a non-Abelian holonomy [11, 21, 22, 23, 24], in such a Λ -type atomic system or a similar "3+1"-level atomic ensemble system [25]. This observation extends the concept of quantum information storage and means that the stored state can be decoded in a purely geometric way in such a case.

The above work about "3+1"-level atomic ensemble only considers the transfer (or quantum storage) of photonic state within the atomic ensemble. In order to achieve a complete process of photonic quantum state storage, generally the probe light should have a slow group velocity in order to make sure it being within the atomic ensemble during the time of state transfer. In this work, we shall calculate the dispersion properties of the quantum probe light field in a "3+1"-level atomic system given in Ref. [25] by means of the novel algebraic dynamics method of atomic collective excitation shown in Refs. [9, 19, 26]. By studying the susceptibility and group velocity of the quantum light, we will show in what cases this system appears as an EIT one and investigate how the group velocity depends on the detuning of the control and probe fields.

II. THE MODEL

The model we considered consists of N identical "3+1"-level atoms [10, 11, 25], where each atom is coupled to two single-mode classical control fields and a quantum probe field as shown in Fig. 1. The atomic levels are labelled as the ground state $|b\rangle$, the excited state $|a\rangle$, and the meta-stable states $|k\rangle$ ($k = 1, 2$). The atomic transition $|a\rangle \rightarrow |b\rangle$, with energy level difference $\omega_{ab} = \omega_a - \omega_b$, is coupled to the probe field of frequency

*Electronic address: suncp@itp.ac.cn;
URL: <http://www.itp.ac.cn/~suncp>

ω ($= \omega_{ab} - \Delta_p$) with the coupling coefficient g ; and the atomic transition $|a\rangle \rightarrow |k\rangle$ ($k = 1, 2$), with energy level difference ω_{ak} , is driven by the classical control field of frequency ν_k ($= \omega_{ak} - \Delta_k$) with Rabi-frequency $\Omega_k(t)$.

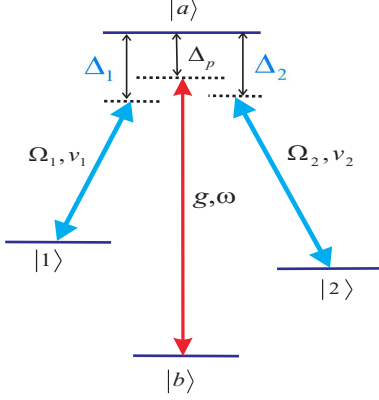


FIG. 1: "3+1"-type four-level atoms interacting with a quantum probe field (with coupling constant g , frequency ω , and the detuning Δ_p) and two classic control fields (with frequency ν_k , coupling Rabi frequency Ω_k , and the detuning $\Delta_k = \omega_{ak} - \nu_k$, $k = 1, 2$).

Under the rotating wave approximation we can write the interaction Hamiltonian in the interaction picture as (let $\hbar = 1$) [25]

$$H_I = \Delta_p S + g\sqrt{N}aA^\dagger + \Omega_1 \exp[i(\Delta_1 - \Delta_p)t]T_+^{(1)} + \Omega_2 \exp[i(\Delta_2 - \Delta_p)t]T_+^{(2)} + h.c., \quad (1)$$

where

$$S = \sum_{j=1}^N \sigma_{aa}^{(j)}, \quad A = \frac{1}{\sqrt{N}} \sum_{j=1}^N \sigma_{ba}^{(j)},$$

$$T_-^{(k)} = \sum_{j=1}^N \sigma_{ka}^{(j)}, \quad T_+^{(k)} = (T_-^{(k)})^\dagger, \quad (k = 1, 2) \quad (2)$$

are symmetrized collective atomic operators. Here $\sigma_{\mu\nu}^{(j)} = |\mu\rangle_{jj}\langle\nu|$ denotes the flip operator of the j -th atom from state $|\nu\rangle_j$ to $|\mu\rangle_j$ ($\mu, \nu = a, b, 1, 2$); a^\dagger and a the creation and annihilation operators of quantum probe field respectively. The coupling coefficients g and $\Omega_{1,2}$ are real and assumed to be identical for all the atoms in the ensemble.

Let us recall the dynamical symmetry as discovered in Ref. [25] in the large N limit and low excitation regime of the atomic ensemble where most of N atoms stay in the ground state $|b\rangle$. It is obvious that $T_-^{(k)}$ and $T_+^{(k)}$ ($k = 1, 2$) generate two mutually commuting $SU(2)$ subalgebras of $SU(3)$ [26]. To form a closed algebra containing $SU(3)$ and $\{A, A^\dagger\}$ appeared in Hamiltonian (1), two additional collective operators

$$C_k = \frac{1}{\sqrt{N}} \sum_{j=1}^N \sigma_{bk}^{(j)}, \quad (k = 1, 2) \quad (3)$$

along with their hermitian conjugates are introduced. These operators have the non-vanishing commutation relations

$$C_k = [A, T_+^{(k)}], \quad [C_k, T_-^{(k)}] = A, \quad (k = 1, 2);$$

$$[A, A^\dagger] = [C_1, C_1^\dagger] = [C_2, C_2^\dagger] = 1. \quad (4)$$

As a special case of quasi-spin wave excitation with zero varying phases, the above three mode symmetrized excitations defined by A and $C_{1,2}$ behave as three independent bosons.

III. THE SUSCEPTIBILITY OF QUANTUM PROBE LIGHT FIELD

Now we will investigate the probe field group velocity from the time-dependent Hamiltonian (1). By means of the above dynamic algebra and commutation relation (4), we can write down the Heisenberg equations of operators A and $C_{1,2}$ as

$$\dot{A} = -(\Gamma_A + i\Delta_p)A - ig\sqrt{N}a - ie^{i(\Delta_c - \Delta_p)t}(\Omega_1 C_1 + \Omega_2 C_2) + f_A(t), \quad (5)$$

$$\dot{C}_1 = -\Gamma_1 C_1 - ie^{i(\Delta_p - \Delta_c)t}\Omega_1 A + f_1(t), \quad (6)$$

$$\dot{C}_2 = -\Gamma_2 C_2 - ie^{i(\Delta_p - \Delta_c)t}\Omega_2 A + f_2(t). \quad (7)$$

Here, we have phenomenologically introduced the decay rates $\Gamma_{1,2}$ and Γ_A of the states $|1\rangle$, $|2\rangle$ and $|a\rangle$, and $f_A(t)$ and $f_{1,2}(t)$ are the relative quantum fluctuation of operators with $\langle f_\alpha(t)f_\alpha(t') \rangle \neq 0$, but $\langle f_\alpha(t) \rangle = 0$, ($\alpha = A, 1, 2$).

To find the steady state solution for the above motion equations of atomic coherent excitation, it is convenient to remove the fast time-changing factors by making the transformation $C_j = \tilde{C}_j \exp[i(\Delta_p - \Delta_j)t]$ ($j = 1, 2$). So the transformed equations are given as

$$\dot{A} = -(\Gamma_A + i\Delta_p)A - ig\sqrt{N}a - i(\Omega_1 \tilde{C}_1 + \Omega_2 \tilde{C}_2) + f_A(t), \quad (8)$$

$$\dot{\tilde{C}}_1 = -\Gamma_1 \tilde{C}_1 - i(\Delta_p - \Delta_1)\tilde{C}_1 - i\Omega_1 A + \tilde{f}_1(t), \quad (9)$$

$$\dot{\tilde{C}}_2 = -\Gamma_2 \tilde{C}_2 - i(\Delta_p - \Delta_2)\tilde{C}_2 - i\Omega_2 A + \tilde{f}_2(t). \quad (10)$$

As shown in Ref. [9], in the steady state approach and taking the mean expressions of the above equations, we can obtain

$$ig\sqrt{N}\langle a \rangle = -F(\Delta_p)\langle A \rangle, \quad (11)$$

where

$$F(\Delta_p) = (\Gamma_A + i\Delta_p) + \frac{\Omega_1^2}{\Gamma_1 + i(\Delta_p - \Delta_1)} + \frac{\Omega_2^2}{\Gamma_2 + i(\Delta_p - \Delta_2)}. \quad (12)$$

It is noticed that the single-mode probe quantum light is described by

$$E(t) = \varepsilon e^{-i\omega t} + h.c. \equiv \sqrt{\frac{\omega}{2V\epsilon_0}} a e^{-i\omega t} + h.c., \quad (13)$$

where V is the effective mode volume and for simplicity is assumed to be equal to the volume of the atomic ensemble. While its corresponding polarization is

$$\langle P \rangle = \langle p \rangle e^{-i\omega t} + h.c. \equiv \epsilon_0 \chi \langle \varepsilon \rangle e^{-i\omega t} + h.c., \quad (14)$$

where $\chi = \langle p \rangle / (\langle \varepsilon \rangle \epsilon_0)$ is the susceptibility. In terms of the average of the exciton operators A , the average polarization can be expressed as

$$\langle p \rangle = \mu \left\langle \sum_{j=1}^N \sigma_{ba}^{(j)} \right\rangle / V = \frac{\mu \sqrt{N}}{V} \langle A \rangle, \quad (15)$$

where μ is the dipole moment between state $|a\rangle$ and $|b\rangle$. It is also noted that the coupling coefficient g can be written as

$$g = -\mu \sqrt{\frac{\omega}{2V\epsilon_0}}. \quad (16)$$

According to the Eqs. (11)-(16), the susceptibility can be obtained as

$$\chi = \frac{2ig^2N}{\omega F(\Delta_p)}. \quad (17)$$

The real and imaginary parts χ_1 and χ_2 of this complex susceptibility $\chi = \chi_1 + i\chi_2$ are related to dispersion and absorption of quantum probe light field, respectively. Here the analytical solution of χ_1 and χ_2 is a little complicated to express, and we only give the numerical solution.

First, we consider the case that the two classical light fields have the same detunings: $\Delta_1 = \Delta_2 \equiv \Delta$. Fig. 2 shows χ_1 and χ_2 in such case versus the probe light detuning Δ_p under $\Delta = 0, \pm 2$ and different Rabi frequencies $\Omega_{1,2}$ with the other parameters being fixed as $\Gamma_1 = \Gamma_2 = 10^{-4}$, $g\sqrt{N} = 100$ (all in normalized units of Γ_A). Seen from Figs. 2, when $\Delta_p \rightarrow \Delta$, both χ_1 and χ_2 are almost equal to zero. This fact means that the medium indeed becomes transparent when driven by the two classical control fields as long as the system is prepared in the 3-photon resonance ($\Delta_p = \Delta_1 = \Delta_2$) without the condition of exact one-photon resonance: $\Delta_i \equiv 0$ ($i = p, 1, 2$). We also notice that the width of the induced transparency window (which is determined by χ_2 in the near domain of $\Delta_p = \Delta$) also depends on the concurrent interaction of Rabi frequencies $\Omega_{1,2}$. This is intuitionistic and coincident with the previous work [9, 27]: under the case of 3-photon resonance, since each classical control field as well as the relative level induces a transparency window for the quantum probe field and appears the phenomenon of EIT independently (under 2-photon resonance), such a system appears EIT phenomenon too and results from the concurrent influence of these two control fields.

Then, let us consider the case of the two classical control light fields having the different detunings: $\Delta_1 \neq \Delta_2$. Fig. 3 shows the dependance of χ_1 and χ_2 on the probe

light detuning Δ_p in this case. There are two transparency windows for the probe light field this time. These two windows appear near the points of $\Delta_p = \Delta_1$ and $\Delta_p = \Delta_2$, with the width of windows depending on Ω_1 and Ω_2 respectively. When $\Delta_1 \rightarrow \Delta_2$ and the Rabi frequencies are strong enough, two transparency windows will overlap (see Fig. 3(c)) or even become one (see Fig. 3(d)). This results from the fact that: when the quantum probe field together with one of the classical control fields satisfies the 2-photon resonance condition, a transparency window appears for the quantum probe field and so does the phenomenon of EIT, since at the same time the effect of the other control field (which does not satisfy the 2-photon resonance together with the probe field) is small and can be ignored. In the next section, we will continue to calculate the group velocity under this case and the case of 3-photon resonance.

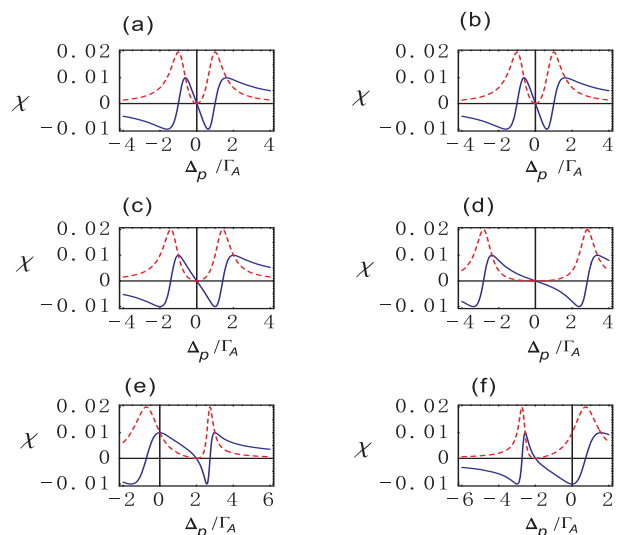


FIG. 2: Real part χ_1 (solid) and imaginary part χ_2 (dashed) of the susceptibility χ vs the probe light detuning Δ_p in normalized units of Γ_A according to: (a) $\Delta = 0$, $\Omega_1 = 1$ and $\Omega_2 = 0$; (b) $\Delta = 0$, $\Omega_1 = 0$ and $\Omega_2 = 1$; (c) $\Delta = 0$, $\Omega_1 = \Omega_2 = 1$; (d) $\Delta = 0$, $\Omega_1 = \Omega_2 = 2$; (e,f) $\Delta = \pm 2$, $\Omega_1 = \Omega_2 = 1$. The Other parameters are given as: $\Gamma_1 = \Gamma_2 = 10^{-4}$, $g\sqrt{N} = 100$.

IV. THE GROUP VELOCITY OF QUANTUM PROBE LIGHT FIELD

Next we consider the property of refraction and absorption of the single-mode probe light within the atomic ensemble medium in more detail. To this aim we will analyze the complex refractive index

$$n(\omega) = \sqrt{\epsilon(\omega)} = \sqrt{1 + \chi} \equiv n_1 + in_2. \quad (18)$$

Where the real part n_1 of n represents the refractive index of the medium and the imaginary n_2 is the associated

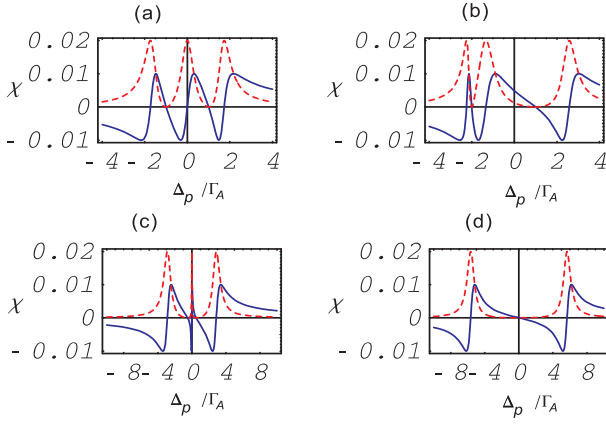


FIG. 3: Real part χ_1 (solid) and imaginary part χ_2 (dashed) of the susceptibility χ vs the probe light detuning Δ_p according to: (a) $\Delta_1 = 1, \Delta_2 = -1, \Omega_1 = \Omega_2 = 1$; (b) $\Delta_1 = 1, \Delta_2 = -2, \Omega_1 = 2, \Omega_2 = 1/2$; (c) $\Delta_1 = 0.5, \Delta_2 = -0.5, \Omega_1 = 2, \Omega_2 = 2$; (d) $\Delta_1 = 0.05, \Delta_2 = -0.05, \Omega_1 = 4, \Omega_2 = 4$. The other parameters are given as: $\Gamma_1 = \Gamma_2 = 10^{-4}, g\sqrt{N} = 100$.

absorption coefficient. Together with the formulae for the group velocity of the probe light

$$v_g(\Delta_p) = \frac{c}{\text{Re}[n + \omega \frac{dn}{d\omega}]} = \frac{c}{n_1 + \omega \frac{dn_1}{d\omega}} \quad (19)$$

(where c is the light velocity in vacuum) depending on the frequency dispersion, one can obtain the explicit expression for the group velocity v_g from Eqs. (17-19) for arbitrary reasonable values of Δ_p and other parameters. Now, we consider the group velocity of the probe light v_g under the case of EIT. At this time the values of χ_1 and χ_2 are almost zero, and we obtain approximately

$$n_1 \simeq 1 + \chi_1/2 \rightarrow 1, \quad n_2 \simeq \chi_2 \rightarrow 0,$$

and the group velocity of probe light is given briefly as:

$$v_g(\Delta_p) = \frac{c}{1 - \frac{\omega}{2} \frac{d\chi_1}{d\Delta_p}}. \quad (20)$$

It is worth stressing that the above Eq. (20) is effective only under the case of EIT.

According to Eq. (20), the group velocity v_g of the probe light within the 3-photon-resonance atomic ensemble is shown in Fig. 4. In Fig. 4(a), the solid line shows the dependance of v_g on Rabi frequencies $\Omega_{1,2}$ (assume $\Omega_{1,2}$ vary at the same time), the dashed one shows the dependance of v_g on Rabi frequencies Ω_1 (Ω_2 is fixed as 100), with the other parameters being given as $\Delta_p \equiv \Delta = 0, \Gamma_1 = \Gamma_2 = 10^{-4}$, and $g\sqrt{N} = 100$. Fig. 4(b) shows the dependance of v_g on detuning Δ when the other parameters are given as $\Delta_p \equiv \Delta, \Gamma_1 = \Gamma_2 = 10^{-4}, g\sqrt{N} = 100, \Omega_1 = \Omega_2 = 50$ (dashed line) or $\Omega_1 = \Omega_2 = 0.04$ (solid line). This implies that: when Ω_1 or Ω_2 is big (compared with $g\sqrt{N}$), v_g is

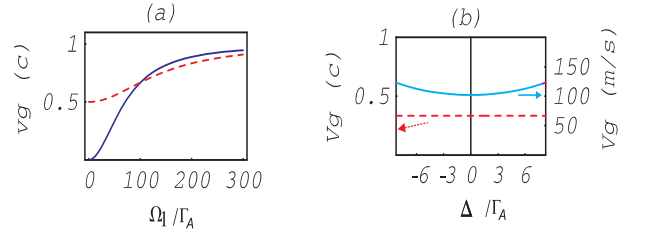


FIG. 4: The probe light group velocity v_g under the case of 3-photon resonance vs: (a) the Rabi frequency Ω_1 [in normalized units] for $\Delta = 0$ and Ω_2 being assumed to vary synchronously with Ω_1 (solid line) or Ω_2 being given as 100 (dashed line); (b) the detuning Δ ($\equiv \Delta_p$) for $\Omega_1 = \Omega_2 = 0.04$ (solid line), or $\Omega_1 = \Omega_2 = 50$ (dashed line). The other parameters are given as: $\Gamma_1 = \Gamma_2 = 10^{-4}$ and $g\sqrt{N} = 100$.

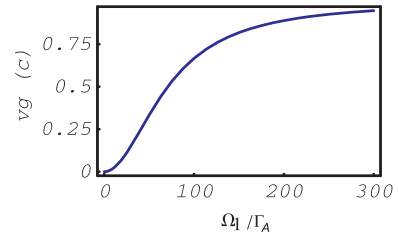


FIG. 5: The probe light group velocity v_g (under EIT of non-3-photon resonance: $\Delta_1 \neq \Delta_2$) vs the Rabi frequency Ω_1 ($\equiv \Omega_2$) for $\Delta_p = \Delta_1 = 2, \Delta_2 = -2$ and the other parameters given as $\Gamma_1 = \Gamma_2 = 10^{-4}$ and $g\sqrt{N} = 100$.

relatively fast and insensitive to the common detuning Δ_p ($\equiv \Delta$) (see the dashed line in Fig. 4); however when both Ω_1 and Ω_2 are small, v_g is relatively slow and sensitive to the common detuning Δ_p ($\equiv \Delta$) (see the solid line in Fig. 4).

We have also calculated v_g under the 2-photon resonance (but not 3-photon resonance) EIT. Fig. 5 shows the dependance of v_g on Rabi frequencies ($\Omega_2 \equiv \Omega_1$ at this time), when $\Delta_p \equiv \Delta_1 = 2 \neq \Delta_2 = -2$ with the other parameters being given as $\Delta_p \equiv \Delta = 0, \Gamma_1 = \Gamma_2 = 10^{-4}$, and $g\sqrt{N} = 100$. The result shows under this case, the probe field group velocity v_g also can be varied in the scope of $(0, c)$ with $\Omega_{1,2}$ being varied.

This fact, the probe field group velocity v_g decreases dramatically with small $\Omega_{1,2}$, ensures that the technique as shown in Ref. [25] is effective to accomplish the storage and retrieve of the probe pulse. The storage process of such a technique is that: initially when the probe field enters into the 3-photon-resonance atomic medium, the Rabi frequency Ω is very large (relative to $g\sqrt{N}$) and $v_g \rightarrow c$; when $\Omega_{1,2}$ are reduced adiabatically to zero, v_g reduces to zero accordingly and then one can store the pulse in the medium. Conversely, the retrieve process is the inverse one. That is, if one wants to retrieve the probe pulse, he only needs to increase Ω adiabatically so as to increase v_g .

V. CONCLUSION

In this work, based on the dynamical algebra method of atomic collective excitation [9, 19], we have studied theoretically the susceptibility and group velocity of a quantum probe light in a "3+1"-level atomic ensemble under EIT. Our results show the quantum probe light group velocity can be reduced dramatically under tiny values of $\Omega_{1,2}$. This is very useful during the storage of the quantum probe light in such a "3+1"-level atomic ensemble. Moreover, our results show that two transparency windows for the probe light can occur in the case of two classical control light fields having the different detunings to the relative atomic transitions. Of course, in the

practical experiment for store a quantum light, the influence of atomic spatial motion or atomic collisions, and the effects of buffer gases, should be taken into account. In the present work, all of these effects are ignored as the perturbations for we assume that the atomic ensemble is prepared under enough low temperature.

We acknowledge the support of the CNSF (grant No. 90203018), the Knowledge Innovation Program (KIP) of the Chinese Academy of Sciences and the National Fundamental Research Program of China (No. 2001CB309310). Y. L. also thanks the support of National Natural Science Foundation of China with No. 10447133.

-
- [1] M. O. Scully, Phys. Rev. Lett. **67**, 1855 (1991).
 - [2] S. E. Harris *et al.*, Phys. Rev. Lett. **64**, 1107 (1990).
 - [3] M. Fleischhauer, M. D. Lukin, A. B. Matsko, and M. O. Scully, Phys. Rev. Lett. **82**, 1847 (1999).
 - [4] S. E. Harris, Physics Today **50**, 36 (1997).
 - [5] J. P. Marangos, Journal of Modern Optics **45**(3), 471 (1998).
 - [6] J. R. Boon, E. Zekou, D. McGloin, and M. H. Dunn, Phys. Rev. A **59**, 4675 (1999).
 - [7] L. Deng, E. W. Hagley, M. Kozuma, and M. G. Payne, Phys. Rev. A **65**, 051805(R) (2002).
 - [8] M. Kozuma *et al.*, Phys. Rev. A **66**, 031801(R) (2002).
 - [9] Y. Li and C. P. Sun, Phys. Rev. A **69**, 051802(R) (2004).
 - [10] R. G. Unanyan, B. W. Shore, and K. Bergmann, Phys. Rev. A **59**, 2910 (1999).
 - [11] L. M. Duan, J. I. Cirac, and P. Zoller, Science **292**, 1695 (2001).
 - [12] Y. Gu, Q. Sun, and Q. Gong, Phys. Rev. A **67**, 063809 (2003).
 - [13] M. D. Lukin, S. F. Yelin, and M. Fleischhauer, Phys. Rev. Lett. **84**, 4232 (2000).
 - [14] M. Fleischhauer and M. D. Lukin, Phys. Rev. Lett. **84**, 5094 (2000).
 - [15] D. F. Phillips, A. Fleischhauer, A. Mair, and R. L. Walsworth, M. D. Lukin, Phys. Rev. Lett. **86**, 783 (2001).
 - [16] M. D. Lukin, Rev. Mod. Phys. **75**, 457 (2003).
 - [17] C. Liu, Z. Dutton, C. H. Behroozi, and L. V. Hau, Nature **409**, 490 (2001).
 - [18] L. V. Hau, S. E. Harris, Z. Dutton, and C. H. Behroozi, Nature **397**, 594 (1999).
 - [19] C. P. Sun, Y. Li, and X. F. Liu, Phys. Rev. Lett. **91**, 147903 (2003).
 - [20] C. P. Sun, P. Zhang, and Y. Li, quant-ph/0311052.
 - [21] M. V. Berry, Proc. R. Soc. London A **392**, 45 (1984); A. Shapere and F. Wilczek (Ed.), *Geometric Phases in Physics* (World Scientific, Singapore, 1989).
 - [22] F. Wilczek and A. Zee, Phys. Rev. Lett. **52**, 2111 (1984).
 - [23] P. Zanardi and M. Rasetti, Phys. Lett. A **264**, 94 (1999); J. Pachos, P. Zanardi, M. Rasetti, Phys. Rev. A **61**, 010305(R) (2000).
 - [24] J. A. Jones, V. Vedral, A. Ekert, G. Castagnoli, Nature **403**, 869 (2000).
 - [25] Y. Li, P. Zhang, P. Zanardi, and C. P. Sun, Phys. Rev. A **70**, 032330 (2004).
 - [26] G. R. Jin, P. Zhang, Yu-xi Liu, and C. P. Sun, Phys. Rev. B **68**, 134301 (2003).
 - [27] M. O. Scully and M. S. Zubairy, *Quantum Optics*, (Cambridge University Press, 1997).