

Quantum Key Distribution Based on Quantum Intensity Correlation of Twin Beams

Xiaojun Jia, Xiaolong Su, Qing Pan, Kunchi Peng and Changde Xie*
*The State Key Laboratory of Quantum Optics and Quantum Optics Devices,
Institute of Opto-Electronics, Shanxi University, Taiyuan, 030006, P.R.China*
(Dated: July 25, 2018)

A new and simple quantum key distribution scheme based on the quantum intensity correlation of optical twin beams and the directly local measurements of intensity noise of single optical beam is presented and experimentally demonstrated. Using the twin beams with the quantum intensity correlation of 5dB the effective bit rate of $2 \times 10^7 \text{ bits/s}$ is completed. The noncloning of quantum systems and the sensitivity of the existing correlations to losses provide the physical mechanism for the security against eavesdropping. In the presented scheme the signal modulation and homodyne detection are not needed.

PACS numbers: 03.67.Dd, 42.50.Dv

Quantum key distribution (QKD) usually is a process establishing secure key between a sender (Alice) and a receiver (Bob) based on exploiting fundamental properties of quantum mechanics. Then the random secret key is used for encrypting and decrypting transmitted secret messages to protect from intercepting of an unauthorized eavesdropper (Eve). Generally, we say, a communication channel is secure in the sense that any Eve can be detected by the authorized communication partners. If Eve is not found the key can be used to encrypt secret messages, however if Eve is present the key will be scrapped. According to the fundamental principle of quantum mechanics any measurement performed on a quantum system will irreversibly modify it. Therefore, a proper construction of quantum systems can detect the perturbation introduced by Eve and will allow secure communication for QKD. Since Bennet and Brassard proposed first QKD protocol in 1984 a variety of photon-counting QKD systems have been extensively investigated and experimentally demonstrated[1, 2]. Recently, for developing possibly more efficient QKD techniques the electromagnetic field amplitudes are being explored as quantum continuous variables (CV) for QKD by using non-classical (squeezed or entangled) optical field or quasi-classical coherent state light[3, 4, 5, 6, 7, 8, 9, 10, 11, 12, 13, 14, 15, 16]. A QKD protocol based on the transmission of gaussian-modulated coherent states and shot-noise-limited homodyne detection was experimentally demonstrated[15]. In almost all proposed QKD systems of CV the homodyne measurements of quadrature amplitudes of light field are involved, thus a local oscillation light, which must be classically coherent with the signal beam, has to be transmitted along with the signal beam between Alice and Bob. Other side, the homodyne measurement is relatively complex and more difficult to be handled than the direct detection of optical beam. Several attractive entanglement-based QKD schemes of CV relying on the Einstein-Podolsky-Rosen (EPR) quantum correlations of the quadratures of two-mode squeezed states have been theoretically proposed[5, 6, 9, 11]. However, the enhanced security in these proposals requires high

levels of squeezing and low levels of loss in the channel. Due to some technical difficulties, so far, there is no any experimental demonstration of QKD based on entanglement of CV. With respect to the EPR entangled states resulting from quadrature squeezing[17, 18, 19], an other bright nonclassical light beams, the intensity correlated twin beams, can be easily obtained from a non-degenerate optical parametric oscillator (NOPO) above threshold[20, 21]. Since the injected signal light and thus the phase-locking between the pump and signal fields are not needed, in addition to that the exact frequency degenerate between the signal and idler modes is not required, the experimental sets up generating twin beams are much simpler and robust than that for EPR entangled states. The twin beams with the quantum intensity correlation over 8dB have been experimentally produced[20, 21], while the best records of the obtained CV EPR entanglement degree do not exceed 5dB up to now[22, 23, 24]. Utilizing the quantum intensity correlation of twin beams, Fabre's group completed the first experimental demonstration of conditional preparation of a nonclassical state of light in the CV regime[25]. The experiment proved that the quantum intensity correlation between twin beams from NOPO has nonlocal character. It means, there is the quantum intensity correlation between output signal and idler light beams of NOPO whatever how far they are separated. It has been demonstrated, in the ideal case without losses, the Fourier components of the signal and idler intensity quantum fluctuations which lie inside the cavity bandwidth are perfectly correlated[26]. Therefore the simultaneously measured photocurrent fluctuation spectra of signal and idler beams on time intervals long compared to the cavity storage time should be totally identical[26]. In a real experiment, the correlation between the signal and idler photocurrents is not perfect due to the existence of optical losses. The correlations are characterized quantitatively by the quantum noise of the intensity difference between the signal and idler beams which is normalized to the corresponding shot noise limit (SNL) of the twin beams. In experiments, the SNL is equal to the quantum noise level of a coherent state light with same intensity of the twin

beams. The measured intensity difference noise spectrum, normalized to its associated SNL, is given by[27]:

$$S(\Omega) = 1 - \frac{\xi\eta}{1 + \Omega^2} \quad (1)$$

where Ω is the noise frequency normalized to the cavity bandwidth, η stands for the quantum efficiency of the detection system and transmission line, and ξ is the OPO output coupling efficiency depending on the transmission coefficient of the cavity coupling mirror and the extraneous cavity losses. For given system and measurement frequency the intensity correlation $S(\Omega)$ has a certain value, so the quantum correlation is determinant. However, the instantaneous intensity noise power of each beam (signal or idler) can randomly change around an average value although the difference of the noise powers between signal and idler beams almost keeps unchanging. It means, the noise powers of signal and idler beams always increase or decrease together whatever how far they are. Using the intensity nonlocal quantum correlation of twin beams we designed a protocol of CV QKD and experimentally demonstrated its feasibility. By means of Alice's and Bob's local measurements on own light beam (a half of twin beams) and publicly classical communication a secure key can be obtained. The quantum no-cloning principle and the sensitivity of the existing correlations to losses provide the physical mechanism of the security against eavesdropping in the presented scheme. The security against the optical tap attack is analyzed. To the best of our knowledge, this is the first proposal and experimental demonstration of CV QKD based on utilizing the intensity quantum correlation of twin beams. The experimental set up is shown in Fig.1. The source of twin beams is a NOPO consisting of a α -cut type-II KTP crystal and a concave mirror[18, 22]. The pump laser of the NOPO (not shown in Fig.1) is an intracavity frequency-doubled Nd:YAP/KTP laser. The second harmonic wave output at $0.54\mu m$ wavelength serves as the pump field of the NOPO. The front face of KTP is coated to be used as the input coupler, the reflectivities of which are 88% for the pump ($0.54\mu m$) and almost 100% for the signal and idler beams ($1.08\mu m$). The concave mirror ($R = 50mm$) used as the output coupler of twin beams is highly reflecting for $0.54\mu m$ and its transmission for $1.08\mu m$ is 3%. The NOPO is actively locked on the pump laser by sideband frequency locking technique through a piezoelectric transducer mounted on the output coupler. The temperature of the KTP is precisely stabilized within a mK around the optimal phase-match point to obtain the stable output intensity of twin beams during whole experimental process. At exact triple resonance of pump, signal and idler, the oscillation threshold of NOPO is about $3mW$. Under a pump power of $18mW$ the output twin beams of $6mW$ is obtained and the intensity difference correlation $S(\Omega)$ measured with a spectrum analyzer in Alice is $5.0 \pm 0.2dB$ below the SNL at $2MHz$ (Fig.2). The corresponding noise power is 31.6% of SNL and the value

of the noise voltage of the intensity difference (I_s) measured with the oscilloscope is $1.8 \pm 0.1mV$ in our system. The signal and idler of the twin beams with orthogonal polarization are separated by a polarizing beam splitter (PBS). The signal beam is sent to Bob and the idler beam is retained by Alice. The photocurrents of two beams are directly detected by high quantum efficiency photodiodes D_1 and D_2 , respectively, then is electronically filtered (centre frequency $2MHz$, $\Delta\Omega = 400kHz$) and amplified. The amplified photocurrents are recorded by the oscilloscopes OS_1 and OS_2 respectively. For keeping the initial correlation of twin beams at the best extent the parameters of all electronics devices in signal and idler should be balanced carefully, as well as the transmission distances and the line losses from NOPO to D_1 and D_2 should be adjusted to be same. To establish the right timing of recording Alice and Bob have to synchronize their clocks and agree upon a set of time intervals Δt_k in which they subdivide their local measurements. Then, Alice and Bob proceed with a series of measurements. At first, Alice and Bob measure the average photocurrents I_{A0} and I_{B0} of own beam in a large time interval ΔT much longer than the cavity storage time Δt ($\Delta t = 6.7ns$ for the cavity of our NOPO), respectively. For the case of balanced intracavity losses of signal and idler beam, identical transmission lines from NOPO to D_1 and D_2 , and same detection electronics, I_{A0} should equal to I_{B0} ($I_{A0} = I_{B0} = I_0$). However due to the imperfect intensity correlation, I_{Ak} and I_{Bk} measured at same moment and within a short time interval Δt_k comparable with Δt will have some fluctuation around I_0 . The differences of $|I_{Ak} - I_{Bk}|$ statistically equal to I_s . Therefore, when I_{Ak} is larger (or smaller) than I_0 and the value of $|I_{Ak} - I_0|$ is larger than I_s , I_{Bk} must be also larger (or smaller) than I_0 , vice versa. Before communication, Alice measures I_0 and I_s of twin beams generated in her station using two transmission lines which simulate the real line from Alice to Bob and informs Bob her measured outcomes publicly. The I_0 will become a standard value and later measured outcomes of I_{Ak} and I_{Bk} will be normalized to I_0 . Taking $I_0 = 0$ for convenience, the values of I_{Ak} (I_{Bk}) larger than I_0 are positive and the smaller values are negative. Then Alice sends the signal beam to Bob and they perform synchronically local measurements of the photocurrents at a series of time points t_k ($k = 1, 2, \dots$) on own beam. They record the values I_{Ak} and I_{Bk} as well as the corresponding measurement time points t_k , respectively. For transmitting a binary key, for example, Alice and Bob agree on that the positive values of I_{Ak} and I_{Bk} are "1" and the negative values are "0". When $|I_{Ak} - I_0| \geq I_s$, I_{Ak} and I_{Bk} must have identical positive or negative symbol. After a series of local measurement is completed, Alice drops the data of $|I_{Ak} - I_0| \leq I_s$ firstly, and publicly tell Bob "right" if her measurement outcome at t_k is same with the secret key she wants to send or "wrong" if it is not same. Alice only announces "right" or "wrong" but never her measurement outcomes. For example, if Alice wants to send se-

cret keys of "100100010" and her measurement outcomes at the time points t_1 to t_{11} are "11(drop)011(drop)0001", she publicly informs Bob "RWDRRWDRRW" (R-right, W-wrong, D-dropped). If without extraneous disturbance on signal beam Bob's measurement outcomes should be in agreement with Alice's that, so he can easily infer the secret keys based on his measurement outcomes and the public information. Table 1 lists Alice's and Bob's really experimental measurement outcomes at t_1, t_2, \dots, t_{14} . The measured I_0 and the I_s are $60.0 \pm 0.2mV$ and $1.8 \pm 0.1mV$, respectively. At time points t_4, t_8, t_9, t_{12} and t_{13} , $|I_{Ak} - I_0| \leq I_s$ and the corresponding values should be dropped. Clearly, the symbols of the rest values respectively measured by Alice and Bob are identical as our expectation. Based on the outcomes and Alice's public information Bob can exactly infer any secret keys which Alice wants to send, such as above-mentioned "100100010". Experimental diagram of CV QKD with optical twin beams. NOPO-Nondegenerate parametric amplifier; $F_{1(2)}$ -electronic filter (centre frequency $\Omega = 2MHz$, bandwidth=400kHz); $Am_{1(2)}$ -electronic amplifier; PBS-polarizing beam splitter; $OS_{1(2)}$ -oscilloscope; $D_{1(2)}$ -photodiode. In our protocol, one of the twin beams (idler) is retained in the station of Alice, thus it can not be disturbed. By comparing the instantaneous noises of two beams at same moment the presence of Eve can be discovered. Fig.3 shows the photocurrent fluctuations of I_{Ak} and I_{Bk} respectively recorded by Alice and Bob at same time interval. The intensity correlation is obviously presented. Any other presented beam will not be able to have the same fluctuation at each time point due to the "noncloning" of quantum noise. From Eq.1 we can see, if Eve uses the optical tap attack the transmission efficiency of the signal beam must be decreased from initial η_0 to η ($\eta < \eta_0$). The noise levels of I_{Bk} will increase to I'_{Bk} :

$$I'_{Bk} = I_{Bk} + \frac{\xi(\eta_0 - \eta)}{1 + \Omega^2} \quad (2)$$

For testing the presence of Eve, Alice randomly picks some subsets of the measured data to be the test sets and the rest to be the key. After a transmission is completed Alice announces the noise levels and the noise patterns of the test subsets on a public channel. Bob compares the values and patterns with that measured by himself at same time points one by one. If all are in reasonable agreement with that measured by Alice, Bob can be sure that the transmission is secure and the rest unclosed data can be used for the secret key. If most of $|I_{Ak} - I_{Bk}|$ are larger than I_s and the patterns of intensity fluctuation are not correlated, they have to discard the transmission and try again since an eavesdropper may have been present. For conclusion, a CV QKD scheme using quantum intensity correlation is presented. In this scheme, the signal modulation of quadratures of optical field and the homodyne detection are not needed, so the system is significantly simplified with respect to most proposed CV QKD protocols[3, 4, 5, 6, 7, 8, 9, 10, 11, 12, 13, 14, 15]. The bit transmission rate is only limited by the cavity storage time and the response time of electronics which usually is the order of $10^7 bits/s$, thus the high bit rate is available for the presented protocol. In this experiment, we recorded 5×10^4 data within 1ms, in which about 40% of the measured $|I_{Ak} - I_0|$ values are smaller than I_s and have to be dropped, so the effective bit rate is about $2 \times 10^7 bits/s$. An other advantage of the presented scheme is that the limited and experimentally reachable quantum correlation of twin beams may be used for establishing secure key. Acknowledgements: This work was supported by the National Natural Science Foundation of China(Grant No.60238010, 60378014).

-
- [1] C. H. Bennett, G. Brassard, Proceeding of IEEE International Conference on Computers, System and Signal Processing, Bangalore, India, P.175 (1984)
- [2] N. Gisin et al, Rev. Mod. Pys. 74, 145 (2002)
- [3] S. L. Braunstein, A. K. Pati, Quantum Information with Continuous Variables, (Kluwer Academic Publishers, 2003)
- [4] M. Hillery, Phys. Rev. A61, 022309 (2000)
- [5] T. C. Ralph, Phys. Rev. A61, 010303(R) (2000); ibid 62, 062306 (2000)
- [6] M. D. Reid, Phys. Rev. A62, 062308 (2000)
- [7] D. Gottesman J. Preskill, Phys.ev. A63, 022309 (2001)
- [8] N. Cerf, M. Levy, G. Van Assche, Phys. Rev. A 63, 052311 (2001)
- [9] K. Bencheikh et al, J. Mod. Opt. 48, 1903 (2001)
- [10] N. Cerf, S. Iblisdir, G. Van Assche, Eur. Phys. J. D18, 211 (2002)
- [11] Ch. Silberhorn, N. Korolkova, G. Leuchs, Phys. Rev. Lett. 88, 167902 (2002)
- [12] M. Osaki, M. Ban, Phys. Rev. A68, 022325 (2003)
- [13] Ch. Silberhorn et al, Phys. Rev. Lett. 89, 167901 (2002)
- [14] F. Grosshans, Ph. Grangier, Phys. Rev. Lett. 88, 057902 (2002)
- [15] F. Grosshans et al, Nature(London) 421, 238 (2003)
- [16] Ch. Weedbrook et al, Phys. Rev. Lett. 93, 170504 (2004)
- [17] A. Furusawa et al, Science 282,706 (1998)
- [18] X. Y. Li et al, Phys. Rev. Lett. 88, 047904 (2002)
- [19] H. Yonezawa, T. Aoki, A. Furusawa, Nature(London) 431, 430 (2004)
- [20] J. Mertz et al, Opt. Lett. 16, 1234 (1991)
- [21] J. R. Gao et al, Opt. Lett. 23, 870 (1998)
- [22] X. J. Jia et al, Phys. Rev. Lett. 93, 250503 (2004)
- [23] N. Takei, H. Yonezawa, T. Aoki, A. Furusawa, arXiv: quant-ph/0501086 (2005)

- [24] J. Laurat et al, Phys. Rev. A 71, 022313 (2005)
 [25] J. Laurat et al, Phys. Rev. Lett. 91, 213601 (2003)
 [26] S. Reynaud, C. Fabre, E. Giacobino, J. Opt. Soc. Am. B4, 1520 (1987)
 [27] C. Fabre et al, J. de Physique 50, 1209 (1989)

Captions of figures:

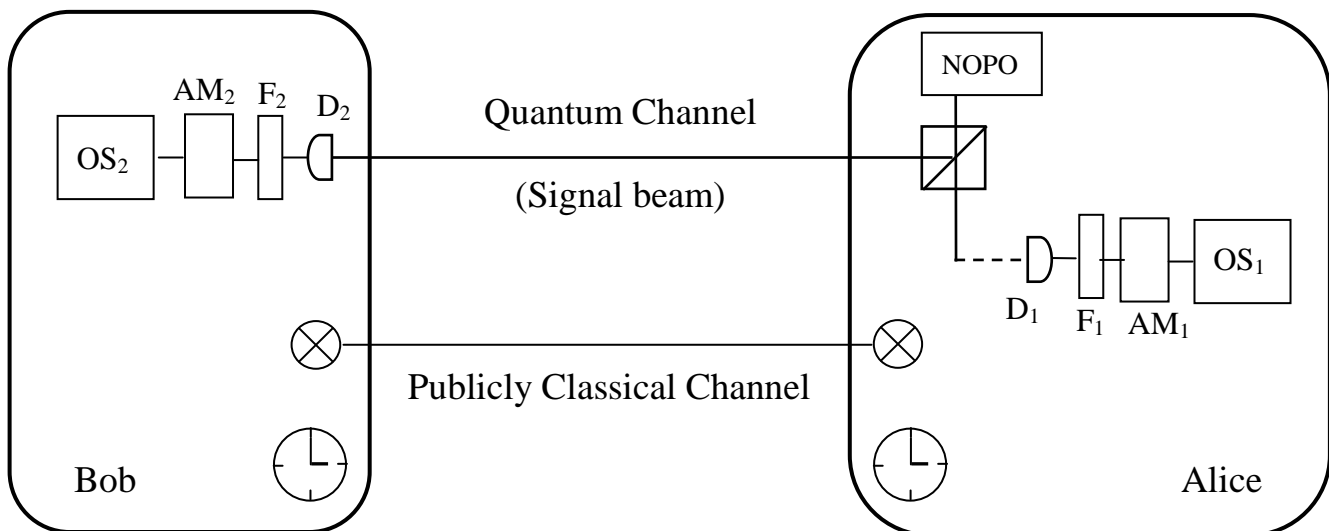
Fig.1 Experimental diagram of CV QKD with optical twin beams. NOPO–Nondegenerate parametric amplifier; $F_{1(2)}$ –electronic filter (centre frequency $\Omega = 2MHz$, bandwidth= $400kHz$); $Am_{1(2)}$ –electronic amplifier; PBS–polarizing beam splitter; $OS_{1(2)}$ –oscilloscope;

$D_{1(2)}$ –photodiode.

Fig.2 The intensity difference correlation noise power measured by Alice at 2MHz as a function of time. 1- SNL; 2-The intensity difference correlation noise power. The measurement parameters of SA: RBW(Resolution Band Width)- $100kHz$; VBW(Video Band Width)- $100Hz$.

Fig.3 Photocurrent fluctuation patterns of I_{Ak} and I_{Bk} respectively recorded by OS_1 and OS_2 during $5\mu s$.

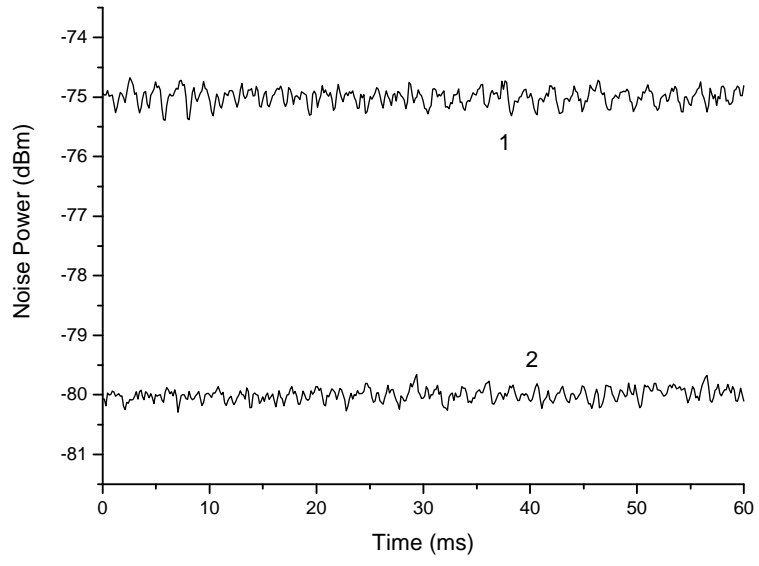
Table.1 I_{Ak} and I_{Bk} normalized to I_0 . ($I_0 = 60.0 \pm 0.2mV$, $I_s = 1.8 \pm 0.1mV$, $\Delta t_k = 20ns$)



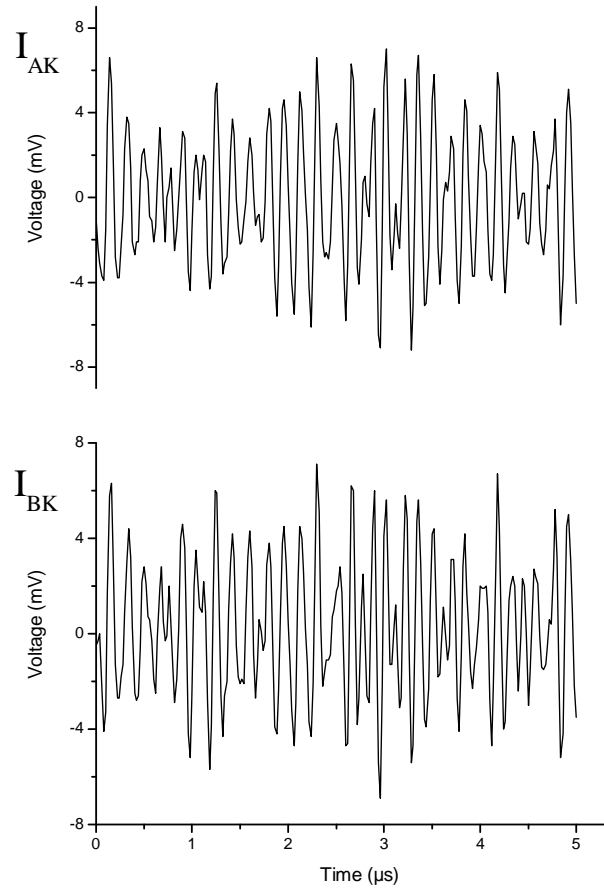
Xiaojun Jia et al. Fig.1

Alice wants to send key "1,0,0,1,0,0,0,1,0"														
t	t1	t2	t3	t4	t5	t6	t7	t8	t9	t10	t11	t12	t13	t14
I_{Ak}	-2.77 ± 0.03	-3.25 ± 0.01	-2.03 ± 0.05	0.37 ± 0.07	2.82 ± 0.06	4.00 ± 0.02	3.45 ± 0.04	1.11 ± 0.10	-1.54 ± 0.06	-3.96 ± 0.02	-3.25 ± 0.03	-0.81 ± 0.10	-0.99 ± 0.09	2.64 ± 0.04
Public	W	R	R	D	R	W	W	D	D	R	W	D	D	W
I_{Bk}	-3.65 ± 0.01	-3.23 ± 0.03	-1.58 ± 0.11	1.19 ± 0.07	3.71 ± 0.06	4.83 ± 0.04	3.29 ± 0.05	-0.06 ± 0.13	-3.55 ± 0.06	-4.15 ± 0.02	-3.53 ± 0.04	0.12 ± 0.11	1.41 ± 0.05	2.67 ± 0.02
Retrieved key by Bob	1	0	0		1	0	0			0	1			0

Xiaojun Jia et al. Table.1



Xiaojun Jia et al. Fig.2



Xiaojun Jia et al. Fig.3