

Quantum and Fisher Information Metrics from the Husimi Distribution

Paul B. Slater*

*ISBER, University of California,
Santa Barbara, CA 93106*

(Dated: February 9, 2020)

Abstract

In a classical context, for the family of Husimi *probability* distributions over the three-dimensional Bloch ball of two-level quantum systems, we derive the Fisher information metric ($ds_{FisherHus}^2$). Its tangential — but *not* its radial (r) — component conforms to that of one of the (uncountably) *infinite* class of (quantum) monotone metrics. The *prior* probability distribution (p_{Hus}) formed by normalizing the volume element of $ds_{FisherHus}^2$ is considerably *less* noninformative than the priors formed from *any* of the monotone metrics, even that (p_{Bures}) based on the (relatively informative) *minimal* monotone (Bures) metric. However, if we replace the radial component of $ds_{FisherHus}^2$ by that required ($\frac{1}{1-r^2}$) of *all* monotone metrics, the resultant “hybridized-Husimi” prior probability ($p_{HYB_{Hus}}$) becomes very close (in the sense of relative entropy $\approx .006$ “nats”) to p_{Bures} , and thus comparably informative in nature, but even nearer ($\approx .0004$) to another monotone-metric-based (“Grosse-Krattenthaler-Slater” or “quasi-Bures”) probability distribution (p_{GKS}) that has been conjectured to yield the asymptotic minimax/maximin redundancy for universal *quantum* coding. The analogous (Bayesian) role in universal (classical) coding — by a well-known result of Clarke and Barron — is played by Jeffreys’ prior. This takes the specific (*non*-hybridized) form p_{Hus} for the family (manifold) of trivariate Husimi qubit probability distributions under study. We also analyze the metrics generated by the *escort*-Husimi, positive-P and certain Gaussian probability distributions for the two-level quantum systems.

PACS numbers: Valid PACS 03.67.-a, 02.50Tt, 02.50.Sk, 02.40.Ky

*Electronic address: slater@kitp.ucsb.edu

I. INTRODUCTION

The two-level quantum systems (TLQS) are describable (nonclassically) in terms of 2×2 density matrices (ρ) — Hermitian nonnegative definite matrices of trace unity. These matrices can be parameterized by points in the unit ball (Bloch ball/sphere [1, p. 10244]) in Euclidean 3-space. There is an (uncountable) *infinitude* of (monotone) metrics that can be attached to the Bloch ball that are all *stochastically monotone*. Consequently, distances *decrease* under coarse-grainings (completely positive trace-preserving maps) and can be used for purposes of statistical distinguishability [2]. The monotone metrics for the TLQS are rotationally invariant, depending only on the radial coordinate r , that is the distance of the state in question from the origin $(0, 0, 0)$ — corresponding to the fully mixed (classical) state. They are splittable into radial and tangential components of the form [2, eq. (3.17)],

$$ds_{monotone}^2 = \frac{1}{1-r^2} dr^2 + \left((1+r)f\left(\frac{1-r}{1+r}\right) \right)^{-1} dn^2. \quad (1)$$

Here, using spherical coordinates (r, θ_1, θ_2) , one has $dn^2 = r^2 d\theta_1^2 + r^2 \sin^2 \theta_1 d\theta_2^2$. Further, $f : \mathbb{R}^+ \rightarrow \mathbb{R}^+$ is an operator monotone function such that $f(t) = tf(t^{-1})$ for every $t > 0$. (A function is operator monotone if the relation $0 \leq K \leq H$, meaning that $H - K$ is nonnegative definite, implies $0 \leq f(K) \leq f(H)$ for any such matrices K and H of any order.) The radial component is *independent* of the function f , and in the case of the Bures (minimal monotone) metric (corresponding to the particular choice $f_{Bures}(t) = \frac{1+t}{2}$), the tangential component is independent of r [3].

II. FISHER INFORMATION METRIC

But now, it is of considerable interest that the TLQS are also describable in a *classical* manner by Husimi *probability* distributions over the spin- $\frac{1}{2}$ coherent (or simply pure) states [4] [5, sec. 4.1] (cf. [6, 7, 8, 9, 10, 11]). In this classical context, there is not an infinitude, but rather a *single* distinguished (up to a constant multiple) monotone metric — the *Fisher information* metric [12, 13, 14]. (The counterpart here to stochastic mappings are stochastic matrices [2].) The ij -entry of the Fisher information matrix (tensor) is the expected value with respect to the probability distribution of the second derivative of the logarithm of the probability with respect to its i -th and j -th parameters. The volume element of the Fisher

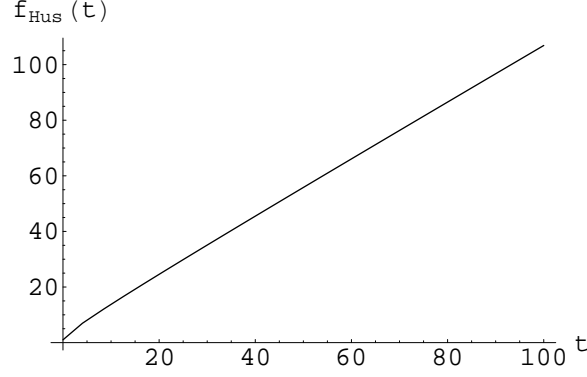


FIG. 1: The monotone function $f_{Hus}(t)$ that yields the *tangential* component of the Fisher information metric over the trivariate Husimi probability distributions for the two-level quantum systems.

information metric can be considered — in the framework of Bayesian theory — as a prior distribution (Jeffreys’ prior [15, 16, 17]) over the Bloch ball of TLQS.

We have found (having to make use of numerical, as well as symbolic MATHEMATICA procedures in our quest) that for the Husimi distribution over the TLQS, the Fisher information metric takes the form (cf. (1)),

$$ds_{Fisher_{Hus}}^2 = \frac{-2r - \log(\frac{1-r}{1+r})}{2r^3} dr^2 + \left((1+r)f_{Hus}\left(\frac{1-r}{1+r}\right) \right)^{-1} dn^2. \quad (2)$$

Here,

$$f_{Hus}(t) = \frac{(t-1)^3}{t^2 - 2t \log t - 1}. \quad (3)$$

Now, a plot (Fig. 1) shows $f_{Hus}(t)$ to be, in fact, a *monotone* function. It has a singularity at $t = 1$, corresponding to the fully mixed state ($r = 0$), where $f_{Hus}(1 + \Delta t) \approx 3 + 3\Delta t/2$, though we have not attempted to confirm its *operator* monotonicity. Also, $f_{Hus}(t)$ fulfills the self-adjointness condition $f(t) = tf(t^{-1})$ of Petz and Sudár [2, p. 2667], at least at $t \neq 1$. For the pure states, that is $t = 0, r = 1$, $f_{Hus}(t)$ has a limiting value of 1.

We further have the relation,

$$c_{Hus}(p, q) = \frac{1}{q f_{Hus}(\frac{p}{q})} = \frac{q^2 - p^2 - 2pq \log \frac{q}{p}}{(q-p)^3}, \quad (4)$$

where $c_{Hus}(p, q)$ is a “Morozova-Chentsov” function. There exist one-to-one correspondences between Morozova-Chentsov functions, monotone metrics and operator means [18, Cor.

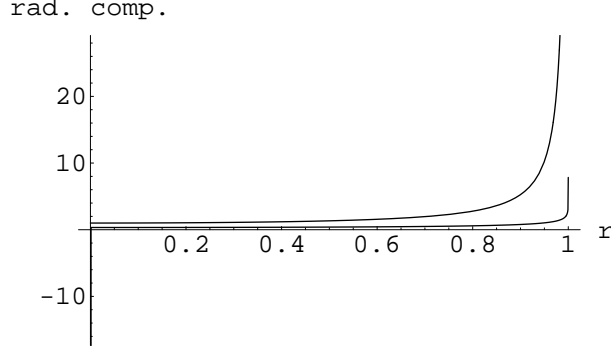


FIG. 2: The radial components of *any* monotone metric and that of the Fisher information metric derived from the family of trivariate Husimi distributions over the TLQS. That for the class $ds_{monotone}^2$ dominates that for $ds_{FisherHus}^2$.

6]. “Operator means are binary operations on positive operators which fulfill the main requirements of monotonicity and the transformer inequality” [18].

We can write (1) more explicitly as

$$ds_{FisherHus}^2 = \frac{-2r - \log(\frac{1-r}{1+r})}{2r^3} dr^2 + \frac{2r + (1-r^2) \log(\frac{1-r}{1+r})}{4r^3} dn^2. \quad (5)$$

Certainly, $ds_{FisherHus}^2$ does not have — in terms of the radial component — the specific form (1) required of a monotone metric (cf. [19]). In Fig. 2 we show both the *radial* components of (any) $ds_{monotone}^2$ and of $ds_{FisherHus}^2$. Petz [20, p. 934] attributes the unvarying nature ($\frac{1}{1-r^2}$) of the radial component of the monotone metrics to the Chentsov uniqueness (of Fisher information) theorem [12, 13]. “Loosely speaking, the unicity [sic] result in the [probability] simplex case survives along the diagonal and the off-diagonal provides new possibilities for the definition of a stochastically invariant metric” [2, p. 2664].

If we (counterfactually) equate the volume element of $ds_{FisherHus}^2$ to the volume element of a generic monotone metric (1), and solve for $f(t)$, we obtain a monotonically-*decreasing* function (Fig. 3) (cf. [19]),

$$f_{counterfactual}(t) = \frac{\sqrt{2}(-1+t)^{\frac{9}{2}}}{t(1+t) \sqrt{(-1+t^2 - 2t \log(t))^2 (2 - 2t + (1+t) \log(t))}}. \quad (6)$$

Converting to cartesian coordinates (x, y, z) , the *trace* of $ds_{FisherHus}^2$ can be simply expressed as $\log(\frac{1+R}{1-R})/(2R)$, where $R = \sqrt{x^2 + y^2 + z^2}$ (cf. [14, 21]).

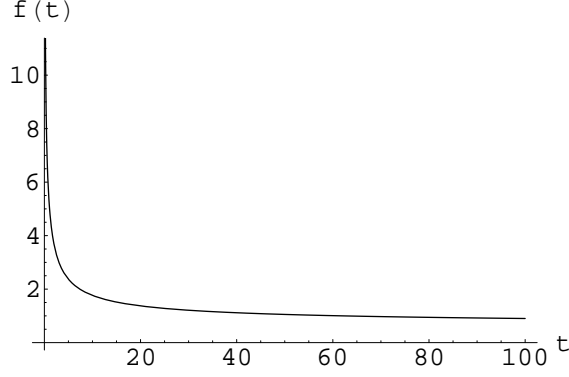


FIG. 3: Monotonically-decreasing function $f_{counterfactual}$ obtained by equating the volume element of $ds_{Fisher_{Hus}}^2$ to that of a generic monotone metric (1)

Numerical evidence indicates that the Fisher information matrix for the Husimi distribution over the TLQS is bounded by the corresponding information matrices for the (quantum) monotone metrics, in the sense that the monotone metric tensors minus the Fisher-Husimi information tensor are positive definite.

We can normalize the volume element of $ds_{Fisher_{Hus}}^2$ to a probability distribution p_{Hus} by dividing by the Fisher information metric *volume* of $ds_{Fisher_{Hus}}^2 \approx 1.39350989367660$. If we generate a “hybridized-Husimi” monotone metric *via* the formula (1), using $f_{Hus}(t)$, then the volume of the Bloch ball of TLQS in terms of this newly-generated monotone metric is $\frac{1}{2}\pi^2(4 - \pi) \approx 4.23607 > 1.39351$. Using this as a normalization factor, we obtain a probability distribution ($p_{HYB_{Hus}}$) over the TLQS.

III. COMPARATIVE NONINFORMATIVITIES

Let us compare p_{Hus} — in the manner of [22, 23] (cf. [24, sec. VI]) — with the prior probability distribution (p_{Bures}). The latter is gotten by normalizing the volume element of the well-studied *minimal* monotone (Bures) metric ([25, eq. (7)] [26, eq. (16)]),

$$p_{Bures} = \frac{r^2 \sin \theta_1}{\pi^2 \sqrt{1 - r^2}}, \quad (7)$$

generated from (1) using the operator monotone function $f_{Bures}(t) = \frac{1+t}{2}$. (We avoid the specific designations $f_{min}(t)$ and $f_{max}(t)$ because these are usually, in a confusing manner, considered to generate the maximal and minimal monotone metrics, respectively [2, eq.

(3.21)]. Our integrations of probability distributions are conducted over $r \in [0, 1]$, $\theta_1 \in [0, \pi]$ and $\theta_2 \in [0, 2\pi]$.)

The relative entropy (Kullback-Leibler distance) of p_{Bures} with respect to p_{Hus} [which we denote $S_{KL}(p_{Bures}, p_{Hus})$] — that is, the *expected* value with respect to p_{Bures} of $\log \frac{p_{Bures}}{p_{Hus}}$ — is 0.130845 “nats” of information. (We use the natural logarithm, and not 2 as a base, with one nat equalling 0.531 bits.) Let us note that the Shannon entropy ($S_{Shannon}$) of the Husimi distribution is the Wehrl entropy (S_{Wehrl}) of the corresponding quantum state. Explicitly implementing [27, eq. (6)], we have for the TLQS,

$$S_{Wehrl} = \frac{1}{4r} \left(2r + 4r \log 2 + (1 + r^2) \log \left(\frac{1-r}{1+r} \right) - 2r \log (1 - r^2) \right). \quad (8)$$

S_{Wehrl} is always greater than the von Neumann entropy, $S_{vN} = -\text{Tr} \rho \ln \rho$, which for the TLQS is expressible as

$$S_{vN} = \frac{1}{2} \left(2 \log 2 + r \log \left(\frac{1-r}{1+r} \right) - \log (1 - r^2) \right). \quad (9)$$

(We, of course, notice the presence in these last two formulas, as well as in (5) and further formulas below of the term $\log(\frac{1-r}{1+r})$. The eigenvalues of ρ are $\frac{1 \pm r}{2}$.) Each monotone metric can be obtained in the form of a “contrast functional” for a certain convex subset of relative entropies [28, 29].

A. Bures prior

Now, let us convert p_{Bures} to a *posterior* probability distribution ($post_{Bures}$) by assuming *six* measurements, *two* (with one outcome “up” and the other “down”) in each of the x -, y - and z -directions. Normalizing the product of the prior p_{Bures} and the *likelihood* function corresponding to the six measurement outcomes,

$$post_{Bures} = \frac{192 p_{Bures} (1 - x^2)(1 - y^2)(1 - z^2)}{71}, \quad (10)$$

we find $S_{KL}(post_{Bures}, p_{Hus}) = 0.0912313 < 0.130845$. (The cartesian coordinates in (10) are transformed to the spherical ones employed in our analysis.) So, in this sense p_{Bures} is *more* noninformative than p_{Hus} , the relative entropy being *reduced* by *adding* information to p_{Bures} . On the other hand, p_{Bures} — corresponding to the *minimal* monotone metric — is itself the *least* noninformative of the monotone-metric priors ($p_{monotone}$) [22].

Reversing the arguments of the relative entropy functional, we obtain $S_{KL}(p_{Hus}, p_{Bures}) = .0818197$. But now, following the same form of posterior construction, we find $S_{KL}(post_{Hus}, p_{Bures}) = 0.290405 > .0818197$, further supportive of the conclusion that p_{Bures} is *more* noninformative than p_{Hus} . In some sense, then, p_{Bures} assumes *less* about the data than p_{Hus} . But this diminishability of the relative entropy is limited. If we convert p_{Bures} to a new posterior $Post_{Bures}$ using the *square* of the likelihood function above — that is, assuming *twelve* measurements, *four* (with two outcomes “up” and the other two “down”) in each of the x -, y - and z -directions, giving

$$Post_{Bures} = \frac{21504 p_{Bures} [(1-x^2)(1-y^2)(1-z^2)]^m}{3793}, m = 2, \quad (11)$$

then $S_{KL}(Post_{Bures}, p_{Hus}) = 0.292596 > 0.130845$. To much the same effect, if we use a likelihood based on the *optimal/nonseparable* set of measurements for *two* qubits, consisting of five possible measurement outcomes, given in [30, eq. (8)], to convert p_{Bures} to a new posterior, then the relative entropy reaches higher still, that is from 0.130845 to 0.623855. (Employing a likelihood based on the optimal/nonseparable set of measurements for *three* qubits, consisting of eight possible measurement outcomes [30, eq. (9)], the relative entropy with respect to p_{Hus} increases further to 1.51365.) Actually, if we *formally* take $m = \frac{1}{2}$ in eq. (11), and renormalize to a new posterior, we obtain a superior reduction, that is, to $0.07167 < 0.0912313$. (Further, with $m = \frac{5}{8}$, we get 0.0702389 and 0.0732039, with $m = \frac{3}{4}$.)

B. Morozova-Chentsov prior

In [22], it was found that the (“Morozova-Chentsov”) prior distribution,

$$p_{MC} = \frac{.00513299 [\log \left(\frac{1-r}{1+r} \right)]^2 \sin \theta_1}{\sqrt{1-r^2}}, \quad (12)$$

that is, the normalized volume element of the monotone metric (1) based on the operator monotone function,

$$f_{MC}(t) = \frac{2(t-1)^2}{(1+t)(\log t)^2}, \quad (13)$$

was apparently the most noninformative of those (normalizable) priors based on the operator monotone functions that had been explicitly discussed in the literature. Now, $S_{KL}(p_{MC}, p_{Hus}) = 1.37991$, that is, quite large. This can be reduced to 0.893996 if one

takes $m = 6$ measurements of the type described above; diminished further to 0.561901 with $m = 12$; and further still to 0.471852 — the greatest reduction of this type — with $m = 18$. (For $m = 24$, it starts to rise to 0.652441.)

But, if we again use the likelihood based on the optimal nonseparable measurement of two qubits [22, eq. (8)], with just five measurements, the relative entropy of the corresponding posterior form of p_{MC} with respect to p_{Hus} is reduced to 0.342124, which is the *smallest* we have achieved so far in this regard. (For the mentioned optimal nonseparable measurement scheme for three qubits, the reduction is quite minor, only to 1.33492 nats.) We obtained intermediate-sized reductions to 0.45524 and 0.492979, respectively, by using *twenty* projectors oriented to the vertices [31, secs. 9, 10] of a dodecahedron and of an icosahedron. (The primary measurement scheme used above, and in [22], with six measurements oriented along three orthogonal directions, is tantamount to the use of an *octahedron*.)

IV. UNIVERSAL DATA COMPRESSION

Employing p_{Hus} as a prior distribution (Jeffreys' prior) over the family (Riemannian manifold) of Husimi qubit probability distributions, the (classical) *asymptotic minimax/maximin redundancy of universal data compression* is equal to [32, eq. (2.4)] [15],

$$\frac{3}{2} \log \frac{n}{2\pi e} + \log 1.39350989367660 = \frac{3}{2} \log \frac{n}{2\pi e} + 0.331826 = \frac{3}{2} \log n - 3.92499, \quad (14)$$

where n is the sample size (the number of qubits [TLQS]) and we used the before-mentioned volume of $ds_{Fisher_{Hus}}^2$. (“Suppose that X is a discrete random variable whose distribution is in the parametric family $\{P_\theta : \theta \in \Theta\}$ and we want to encode a block of data for transmission. It is known that a lower bound on the expected codeword length is the entropy of the distribution. Moreover, this entropy bound can be achieved, within one bit, when the distribution is known. Universal codes have expected length near the entropy no matter which member of the parametric family is true. The redundancy of a code is defined to be the difference between its expected length and its entropy” [15, p. 459].)

For the *quantum/nonclassical* counterpart [33] (cf. [34, 35, 36]), let us consider the use of the “Grosse-Krattenthaler-Slater” (“quasi-Bures”) probability distribution [30, eq. (33)],

$$p_{GKS} = \frac{0.0832258e}{1 - r^2} \left(\frac{1 - r}{1 + r} \right)^{\frac{1}{2r}} r^2 \sin \theta_1. \quad (15)$$

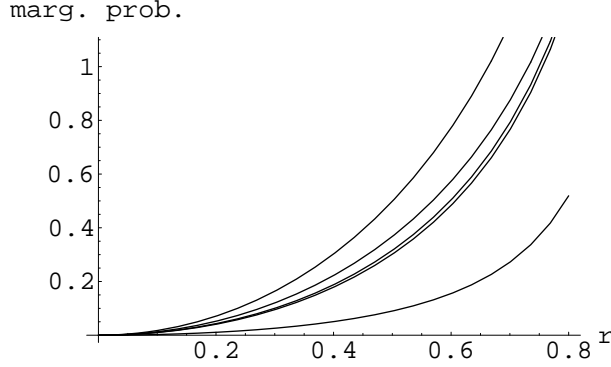


FIG. 4: Plots of one-dimensional marginal probability distributions over the radial coordinate r of p_{Bures} , $p_{HYB_{Hus}}$, p_{GKS} , p_{Hus} and p_{MC} . The order of dominance of the curves is: $p_{Hus} > p_{Bures} > p_{GKS} > p_{HYB_{Hus}} > p_{MC}$. The marginal distributions of $p_{HYB_{Hus}}$ and p_{GKS} are quite close, as reflected in their small relative entropy ($\approx .0004$).

This is the normalized form of the monotone metric (1) associated with the (presumably operator) monotone function,

$$f_{GKS}(t) = \frac{t^{t/(t-1)}}{e}. \quad (16)$$

(Taking limits, we have for the fully mixed state, $f_{GKS}(1) = 1$ and for the pure states, $f_{GKS}(0) = e^{-1}$.) It appears [37] (though not yet fully rigorously established) that the (quantum) asymptotic minimax/maximin redundancy, employing p_{GKS} as a prior probability distribution over the 2×2 density matrices (*and* their n -fold tensor products (cf. [38])), is $\frac{3}{2} \log n - 1.77062$. This is *greater* than the classical (Husimi-Fisher-information-based) analog (14) by 2.20095 nats of information. It would seem that this difference is attributable to the greater dimensionality (2^n) of an n -qubit Hilbert space, as opposed to a dimensionality of $3n$ for n trivariate Husimi probability distributions over the TLQS.

We further note that $S_{KL}(p_{Bures}, p_{HYB_{Hus}}) = 0.00636046$ and $S_{KL}(p_{HYB_{Hus}}, p_{Bures}) = 0.0062714$, both being very small. Smaller still, $S_{KL}(p_{Bures}, p_{GKS}) = 0.00359093$ and $S_{KL}(p_{GKS}, p_{Bures}) = 0.00354579$ — whence the designation $p_{quasi-Bures} \equiv p_{GKS}$. But then, even more strikingly, we computed that $S_{KL}(p_{GKS}, p_{HYB_{Hus}}) = 0.000397852$ and $S_{KL}(p_{HYB_{Hus}}, p_{GKS}) = 0.000396915$. In Fig. 4 we show the one-dimensional marginal probability distributions over the radial coordinate r of the five distributions p_{Bures} , $p_{HYB_{Hus}}$, p_{Hus} , p_{GKS} and p_{MC} , with those for $p_{HYB_{Hus}}$ and p_{GKS} being particularly proximate.

Substitution of $p_{HYB_{Hus}}$ for p_{GKS} into the quantum asymptotic (maximin) redundancy

formula that has to be *maximized* over all possible prior probability distributions [37, eq. (4.3)],

$$\begin{aligned} & \frac{3}{2} \log n - \frac{1}{2} - \frac{3}{2} \log 2 - \frac{3}{2} \log \pi \\ & + 4\pi \int_0^1 \left(-\log(1-r^2) + \frac{1}{2r} \log \left(\frac{1-r}{1+r} \right) - \log w(r) \right) r^2 w(r) dr, \end{aligned} \quad (17)$$

leads to a very slightly decreased (and hence suboptimal) redundancy, $\frac{3}{2} \log n - 1.77101$ *vs.* $\frac{3}{2} \log n - 1.77062$. (Use of p_{Bures} as a quantum prior over the 2×2 density matrices gives us a constant term of -1.77421 , use of p_{Hus} , -1.88279 and use of p_{MC} , -2.15667 .) To obtain the appropriate form of $w(r)$ to use in (17), we take our probability distributions (such as (7) and (12)), divide them by $4\pi r^2$ and integrate the results over $\theta_1 \in [0, \pi]$ and $\theta_2 \in [0, 2\pi]$. (Thus, we must have $4\pi \int_0^1 w(r) r^2 = 1$.) The *minimax* objective function is

$$\min_w \max_{0 \leq r \leq 1} \left(\frac{3}{2} \log n - \frac{1}{2} - \frac{3}{2} \log 2 - \frac{3}{2} \log \pi - \log(1-r^2) + \frac{1}{2r} \log \left(\frac{1-r}{1+r} \right) - \log w(r) \right). \quad (18)$$

The minimax is also achieved using the $w(r)$ formed from p_{GKS} .

We can also achieve an extremely good fit to p_{Hus} by proceeding in somewhat an *opposite* fashion to that above — *reversing* our hybridization procedure. Employing $f_{GKS}(t)$, rather than $f_{Hus}(t)$ in the expression (2) for $ds_{FisherHus}^2$ and obtaining the corresponding normalized (dividing by 4.00277) volume element ($p_{HYB_{GKS}}$), we find $S_{KL}(p_{HYB_{GKS}}, p_{Hus}) = 0.000316927$. (Interchanging the arguments of the relative entropy functional, we get 0.000317754.) It is quite surprising, then, that a joint plot of $f_{GKS}(t)$ and $f_{Hus}(t)$ readily shows them to be substantially *different* in character (for example, $f_{Hus}(50) = 55.8161$ and $f_{GKS}(50) = 19.9227$) since they have been shown here to generate two sets of such *similar* paired probability distributions, corresponding both to (quantum) monotone (p_{GKS} and $p_{HYB_{Hus}}$) and non-monotone metrics ($p_{HYB_{GKS}}$ and p_{Hus}).

V. ESCORT-HUSIMI DISTRIBUTIONS

For the *escort*-Husimi distributions [39], we raise the probability element of the Husimi distribution to the q -th power, and renormalize to a new probability distribution. (Of course, the Husimi distribution itself corresponds to $q = 1$.) For (entropic index) $q = 2$, the Fisher information metric takes the form

$$ds_{Fisher_{q=2}}^2 = \frac{12}{(3+r^2)^2} dr^2 + \left((1+r) f_{q=2} \left(\frac{1-r}{1+r} \right) \right) dn^2 \quad (19)$$

where

$$f_{q=2}(t) = \frac{t^2 + t + 1}{2(t + 1)}. \quad (20)$$

We have $f_{q=2}(1) = \frac{3}{4}$ and $f_{q=2}(0) = \frac{1}{2}$. Further, the relative entropies $S_{KL}(p_{Hus}, p_{Esc_{q=2}}) = 0.0114308$ and $S_{KL}(p_{Bures}, p_{Esc_{q=2}}) = 0.42964$, So, it appears that $p_{Esc_{q=2}}$ is even less noninformative than p_{Hus} (recalling that $S_{KL}(p_{Bures}, p_{Hus}) = 0.130845 < 0.42964$), which in turn we found above was less noninformative than the prior probabilities formed from any of the monotone metrics. We also note that $S_{KL}(post_{Bures}, p_{Esc_{q=2}}) = 0.125159 < 0.42964$. If we “hybridize” $ds_{Fisher_{q=2}}^2$ by modifying its radial component into that required of a monotone metric, then we find that $S_{KL}(p_{Bures}, p_{HYB_{q=2}}) = 0.00246031 (< (S_{KL}(p_{Bures}, p_{HYB_{Hus}}) = 0.00636046)$ is quite small.

For the escort-Husimi probability distribution with $q = 3$, the Fisher information metric takes the form

$$ds_{Fisher_{q=3}}^2 = \frac{3 - r^2}{(1 + r^2)^2} dr^2 + \left((1 + r) f_{q=3} \left(\frac{1 - r}{1 + r} \right) \right) dn^2, \quad (21)$$

where

$$f_{q=3}(t) = \frac{t^2 + 1}{3(t + 1)}. \quad (22)$$

Now, $f_{q=3}(1) = f_{q=3}(0) = \frac{1}{3}$ and a plot of $f_{q=3}(t)$ clearly manifests monotonic behavior also. We have that $S_{KL}(p_{Bures}, p_{Esc_{q=3}}) = 0.63705 > S_{KL}(p_{Bures}, p_{Esc_{q=2}}) = 0.42964$, so the informativity (noninformativity) of the escort-Husimi prior probabilities *appears* to increase (decrease) with q . For $q = 4$,

$$ds_{Fisher_{q=4}}^2 = \frac{80(5 - 2r^2 + r^4)}{3(5 + 10r^2 + r^4)^2} dr^2 + \left((1 + r) f_{q=4} \left(\frac{1 - r}{1 + r} \right) \right)^{-1} dn^2, \quad (23)$$

where

$$f_{q=4}(t) = \frac{3(t^4 + t^3 + t^2 + t + 1)}{4(t + 1)(3t^2 + 4t + 3)}, \quad (24)$$

For $q = 5$,

$$ds_{Fisher_{q=5}}^2 = \frac{3(5 - r^2)(5 + 3r^4)}{(3 + 10r^2 + 3r^4)^2} dr^2 + \left((1 + r) f_{q=5} \left(\frac{1 - r}{1 + r} \right) \right)^{-1} dn^2, \quad (25)$$

where

$$f_{q=5}(t) = \frac{2(t^4 + t^2 + 1)}{5(t + 1)(2t^2 + t + 2)}. \quad (26)$$

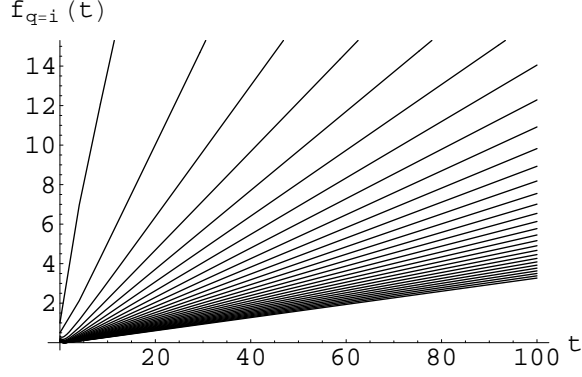


FIG. 5: The monotone functions $f_{q=i}(t), i = 1, \dots, 30$ that yield the *tangential* components of the Fisher information metric over the escort-Husimi ($q = i$) probability distributions. The steepness of the graphs decreases as q increases

We have (as found by C. Krattenthaler, making use of explicit MATHEMATICA computations of ours for $q = 2, 3, \dots, 40$) (cf. [40, sec. 3.2] [41]),

$$f_q(t) = \frac{(q-1)\sum_{i=0}^q t^i}{q(t+1)\sum_{i=1}^{q-1} i(q-i)t^{i-1}}. \quad (27)$$

(For *odd* q some simplification in the resulting expression occurs due to cancellation by a factor of $(t+1)$.)

In Fig. 5 we plot $f_{q=i}(t), i = 1, \dots, 30$, revealing their common monotonically-increasing behavior. (Of course, we have $f_{q=1}(t) \equiv f_{Hus}(t)$, shown already in Fig. 1. The steepness of the curves *decreases* with increasing q .)

Let us further note that in addition to $S_{KL}(p_{Bures}, p_{HYB_{Hus}}) = 0.00636046$ and $S_{KL}(p_{Bures}, p_{HYB_{q=2}}) = 0.00246043$, we have $S_{KL}(p_{Bures}, p_{HYB_{q=3}}) = 0.0132258, S_{KL}(p_{Bures}, p_{HYB_{q=4}}) = 0.0238858$ and $S_{KL}(p_{Bures}, p_{HYB_{q=5}}) = 0.0327578$. (We have also been able to compute that $S_{KL}(p_{Bures}, p_{HYB_{q=1000}}) = 0.0969315$ and $S_{KL}(p_{GKS}, p_{HYB_{q=1000}}) = 0.127027$.) So, the best of these fits of p_{Bures} to the prior probabilities for the hybridized-escort-Husimi probability distributions is for $q = 2$.

Now, we can reexpress the formula (27) *without* summations, making use of the binomial theorem, as

$$f_q(t) = \frac{(-1+q)(-1+t)^2(-1+t^{1+q})}{q(1+t)(1-q+t+qt-t^q-qt^q-t^{1+q}+qt^{1+q})}. \quad (28)$$

So, we could study hybridized escort-Husimi metrics based on *non*-integral q using this

formula. (We note that (28), in fact, yields $\lim_{q \rightarrow 1} f_q(t) \equiv f_{Hus}(t)$.) For example,

$$f_{q=\frac{1}{2}}(t) = 6 + 6\sqrt{t} + 2t - \frac{4}{1+t}. \quad (29)$$

Thus, (28) gives us (following the formulation (1)) the tangential components of the escort-Husimi Fisher information metrics for arbitrary q . (Pennini and Plastino [39] have argued, though, that in a *quantal* regime, q can be no less than 1.)

We do not have, at this point, a comparable complete formula for the *radial* components. However, C. Krattenthaler has shown — making use of explicit computations of ours for the cases $q = 2, 3, \dots, 18$ — that the *denominators* of the functions giving the radial components are simply proportional to

$$u(q) = \left(\sum_{i=0}^q \left[\frac{\text{Pochhammer}[q - 2i + 1, 2i + 1] r^{2i}}{2(2i + 1)!} \right]^2 \right). \quad (30)$$

(The Pochhammer symbol is synonymous with the rising or ascending factorial. The obtaining of comparable formulas for the numerators might be possible using the “Rate.m” program available from the website of Krattenthaler [<http://www.mat.univie.ac.at/~kratt/>], if we had available additional explicit computations beyond the $q = 18$.) As way of illustration, the radial component for $q = 8$ is expressible as

$$\frac{144 (21 + 42 r^2 + 135 r^4 + 28 r^6 + 35 r^8 - 6 r^{10} + r^{12})}{7u(8)}. \quad (31)$$

VI. POSITIVE P-REPRESENTATION FOR TLQS

Braunstein, Caves and Milburn focused on a specific choice of *positive* P-representation which they called the ‘canonical’ form and which is always well defined [42, eq. (3.3)] (cf. [43, sec. 6.4]):

$$P_{can}(\alpha, \beta^*) \equiv \frac{1}{4\pi^2} \exp\left(-\frac{1}{4}|\alpha - \beta|^2\right) < \frac{1}{2}(\alpha + \beta) | \hat{\rho} | \frac{1}{2}(\alpha + \beta) > = \frac{1}{4\pi^2} \exp\left(-\frac{1}{4}|\alpha - \beta|^2\right) Q\left(\frac{1}{2}(\alpha + \beta)\right). \quad (32)$$

“The canonical form is clearly positive, and...it is essentially the Q-function [Husimi distribution]” [42].

We sought to implement this model, choosing for α and β *independent* 2-dimensional representations of the spin- $\frac{1}{2}$ coherent states (while for the Husimi distribution or Q-function, only, say α , need be employed). (The “positive P representation achieves [its] considerable success by doubling the number of degrees of freedom of the system, i. e., doubling

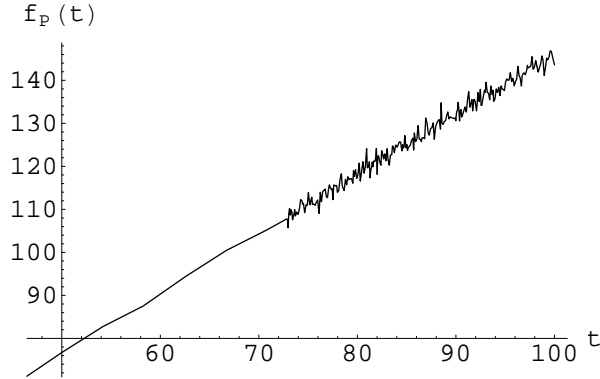


FIG. 6: *Approximation* to the presumed operator monotone function $f_P(t)$ yielding the *tangential* component of $ds_{Fisher_P}^2$ for the positive P-representation over the two-level quantum systems

the number of dimensions of the phase space” [42, p. 1153]. More typically, in the positive P-representation, α and β are allowed to vary independently over the *entire* complex plane.) However, then our result — using this choice of α and β — was *not* normalized to a probability distribution in the manner indicated in (32).

We noted that Braunstein, Caves and Milburn had commented that a “positive P representation can be defined for a large class of operators. We restrict ourselves here to those that are built up from the standard annihilation and creation operators of a harmonic oscillator. In particular, our work does not apply to generalizations of the positive P representation that include spin or pseudospin operators often used to describe a two-level atom” [42, p. 1155]. (We are not aware, however, of any specific applications reported in the literature of the positive P-representation to n -level quantum systems.)

We did not perceive how to exactly (re)normalize the distribution (32) for our particular choices of α and β . So, we expanded just the exponential term of (32) into a power series in third order in the four *phase* variables and exactly normalized the product of this series with the remaining unmodified factor (the Q-function or Husimi distribution) to obtain a new (presumed) probability distribution. We then fit (numerically) the resultant tangential component of the associated Fisher information metric to the form (1) required of a monotone metric. In Fig. 6 we show what we (gratifyingly) obtained in this manner for $f_P(t)$. In Fig. 7 we show an approximation to the radial component of $ds_{Fisher_P}^2$, similarly obtained. (The positive P-function “seems to possess some interesting properties and may deserve close inspection” [44, p. 175].) It would be of interest to see how closely the associated

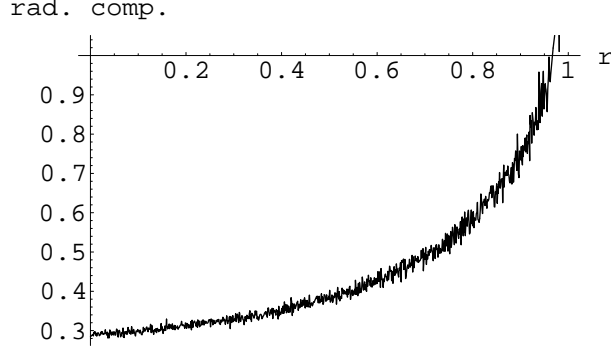


FIG. 7: *Approximation to the radial component of $ds_{FisherP}^2$ for the positive P-representation over the two-level quantum systems*

probability distributions (p_P and p_{HYB_P}) would be to the probability distributions (already discussed above) p_{GKS} , p_{Hus} , $p_{HYB_{Hus}}$ and $p_{H\tilde{Y}B_{GKS}}$. Most pressing, though, is the question of whether or not the concept of a positive P-representation has a meaningful and natural theoretical application to the n -level quantum systems.

VII. GAUSSIAN DISTRIBUTION

An approach quite distinct from that of the Husimi probability distributions, but still *classical* in nature, to modeling quantum systems has been presented in [6, 7, 8, 9, 10] (cf. [11]). Here the family of probability distributions is taken as that of the Gaussian (complex multivariate normal distributions) having covariance matrix equal to the density matrix. For the TLQS, Slater [45, eq. (13)] [46, eq. (16)] derived the corresponding Fisher information metric. This is representable as,

$$ds_{FisherGauss}^2 = \frac{2(1+r^2)}{(1-r^2)^2} dr^2 + \frac{2}{1-r^2} dn^2. \quad (33)$$

The tangential component can be reproduced, following the basic formula (1), by choosing $f_{Gauss}(t) = \frac{t}{1+t}$. This is simply *one-half* of that — $f_{YL}(t) = 2f_{Gauss}(t) = \frac{2t}{1+t}$ — associated with the *maximal* monotone (Yuen-Lax) metric [47]. Like that metric, the metric (33) yields a *non-normalizable* volume element (so one can not immediately apply — without some preliminary truncation — the comparative noninformativity/relative entropy test [22, 23]). Of course, the radial component of (33) is also not consistent with the requirement for a monotone metric. In fact, it rises much *more* steeply than $\frac{1}{1-r^2}$, in opposite behavior to that

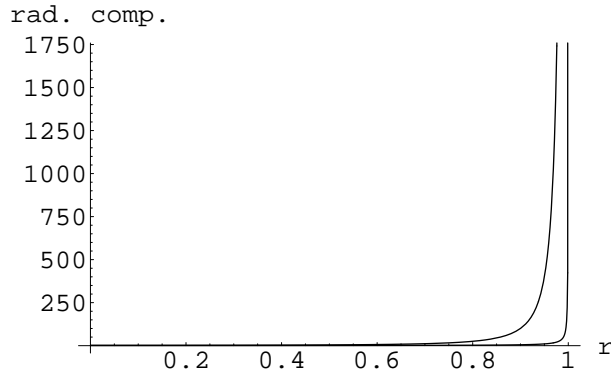


FIG. 8: Radial components of $ds_{monotone}^2$ and $ds_{FisherGauss}^2$. The latter dominates the former.

for $ds_{FisherHus}^2$. In Fig. 8 we show this phenomenon.

VIII. DISCUSSION

Luo [21] (cf. [39, sec. 2.4] [16, 17, 48]) has calculated the Fisher information matrix of the Husimi distribution in the Fock-Bargmann representation of the quantum harmonic oscillator with one degree of freedom. He found that the Fisher information of the position and that of the momentum move in opposite directions, and that a weighted trace of the Fisher information matrix is a constant independent of the wave function, and thus has an upper bound. (Luo did not consider the possibility of generating prior probability distributions by normalizing the volume element of the Fisher information metric.)

Gnutzmann and Życzkowski noted that one “is tempted to think of the Husimi function as a probability density on the phase space. However, the rules for calculating expectation values of some observable using the Husimi function are non-classical” [40, sec. 2.1] (cf. [49, p. 548]). Gardiner and Zoller remarked that the “main problem of the Q-function is that not all positive normalizable Q-functions correspond to positive normalizable density operators” [43, p. 109].

Further, the comparison of distances between Husimi distributions for arbitrary quantum states based on the Fisher information metric with those employing the Monge distance [5], might be investigated. For the TLQS studied here, the Monge distance is, in fact, “consistent with the geometry of the Bloch ball induced by the Hilbert-Schmidt or the trace distance” [5, p. 6716]. (The trace distance is monotone, but *not* Riemannian, while the

Hilbert-Schmidt distance, contrastingly, is Riemannian, but *not* monotone [50, p. 10083] [51].) For n -dimensional quantum systems ($n > 2$), unlike the trace, Hilbert-Schmidt or Bures distance, the Monge distance of ρ to the fully mixed classical state — which provides information concerning the *localization* of ρ in the classical phase space — is *not* the same for all pure states [5]. The only monotone metrics for which explicit distance formulas are available are the Bures (minimal monotone) and Wigner-Yanase ones [52].

Let us bring to the attention of the reader, a recent preprint, which introduces a concept of escort *density operators* and a related one of *generalized* Fisher information [53] (cf. [54]).

We have had unfailing success above in finding (apparently operator) monotone functions to generate the tangential components of (classical) Fisher information metrics for (rotationally-symmetric) probability distributions over the TLQS. We strongly suspect the existence of some (yet not formally demonstrated) theorem to this effect.

Motivated by the analyses above, we would like to pose the question of whether there exists a family of trivariate *probability* distributions parameterized by the points of the Bloch ball, for which the associated (classically *unique* [up to a constant multiple]) Fisher information metric *fully* — both in terms of tangential *and* radial components — has the requisite form (1) for a monotone metric. Also, the *volume elements* (and hence associated prior probabilities) of the monotone metrics are expressible as the *product* of Haar measure and measures over the eigenvalues [3]. To what extent, if any, does this hold true for prior probabilities *not* arising from monotone metrics? Are there any non-monotone metrics which give rise to prior probabilities *more* noninformative than (at the very least) the minimal monotone (Bures) one? What are suitable counterparts to formula (1) for n -level quantum systems ($n > 2$)?

Acknowledgments

I wish to express gratitude to the Kavli Institute for Theoretical Physics (KITP) for computational support in this research and to C. Krattenthaler for deriving the expressions (27) and (30) and to M. Trott for assistance with certain MATHEMATICA computations.

[1] R. Mosseri and R. Dandoloff, J. Phys. A. **34**, 10243 (2001).

- [2] D. Petz and C. Sudár, J. Math. Phys. **37**, 2662 (1996).
- [3] M. J. W. Hall, Phys.Lett.A **242**, 123 (1998).
- [4] K. Husimi, Proc. Phys. Soc. Japan **22**, 264 (1940).
- [5] K. Życzkowski and W. Słomczyński, J. Phys. A **34**, 6689 (2001).
- [6] S. Guiasu, Phys. Rev. A **36**, 1971 (1987).
- [7] R. D. Levine, J. Statist. Phys. **52**, 1203 (1988).
- [8] A. Bach, Phys. Lett. A **73**, 287 (1979).
- [9] A. Bach, J. Math. Phys. **21**, 789 (1980).
- [10] A. Bach, J. Phys. A **14**, 125 (1981).
- [11] G. W. Gibbons, J. Geom. Phys. **8**, 147 (1992).
- [12] N. N. Chentsov, *Statistical Decision Rules and Optimal Inference* (Amer. Mat. Soc., Providence, 1982).
- [13] L. L. Campbell, Proc. Amer. Math. Soc. **98**, 135 (1986).
- [14] B. R. Frieden, *Science from Fisher Information: A Unification* (Cambridge Univ, Cambridge, 2004).
- [15] B. S. Clarke and A. R. Barron, IEEE Trans. Info. Theory **36**, 453 (1990).
- [16] P. B. Slater, J. Phys. A **29**, L601 (1996).
- [17] L. C. Kwek, C. H. Oh, and X.-B. Wang, J. Phys. A **32**, 6613 (1999).
- [18] D. Petz, Linear Alg. Applics. **244**, 81 (1996).
- [19] P. B. Slater, Lett. Math. Phys. **52**, 343 (2000).
- [20] D. Petz, J. Phys. A **35**, 929 (2002).
- [21] S. Luo, J. Statist. Phys. **102**, 1417 (2001).
- [22] P. B. Slater, Phys. Lett. A **247**, 1 (1998).
- [23] B. Clarke, J. Amer. Statist. Assoc. **91**, 173 (1996).
- [24] M. Srednicki, quant-ph/0501099.
- [25] P. B. Slater, J. Phys. A **29**, L271 (1996).
- [26] P. B. Slater, J.Math. Phys. **37**, 2682 (1996).
- [27] F. Mintert and K. Życzkowski, Phys. Rev. A **69**, 022317 (2004).
- [28] A. Lesniewski and M. B. Ruskai, J. Math. Phys. **40**, 5702 (1999).
- [29] A. Jenčová, Intl. J. Theor. Phys. **43**, 1635 (2004).
- [30] P. B. Slater, J. Phys. A **34**, 7029 (2001).

- [31] T. Decker, D. Janzing, and T. Beth, quant-ph/0308098.
- [32] B. S. Clarke and A. R. Barron, J. Statist. Plann. Inference **41**, 37 (1994).
- [33] C. Krattenthaler and P. B. Slater, IEEE Trans. Info. Theory **46**, 801 (2000).
- [34] M. Hayashi and K. Matsumoto, Phys. Rev. A **66**, 022311 (2002).
- [35] R. Jozsa and S. Presnell, Proc. Royal Soc. Lond. A **459**, 3061 (2003).
- [36] R. Jozsa, M. Horodecki, P. Horodecki, and R. Horodecki, Phys. Rev. Lett. **81**, 1714 (1998).
- [37] H. Grosse, C. Krattenthaler, and P. B. Slater, *Asymptotic redundancies for universal quantum coding. part 2 (in preparation)*.
- [38] C. M. Caves, C. A. Fuchs, and R. Schack, J. Math. Phys. **43**, 4537 (2002).
- [39] F. Pennini and A. Plastino, Phys. Lett. A **326**, 20 (2004).
- [40] S. Gnutzmann and K. Życzkowski, J. Phys. A **34**, 10123 (2001).
- [41] A. Sugita, J. Phys. A **36**, 9081 (2003).
- [42] S. L. Braunstein, C. M. Caves, and G. J. Milburn, Phys. Rev. A **43**, 1153 (1991).
- [43] C. W. Gardiner and P. Zoller, *Quantum Noise* (Springer, Berlin, 2004).
- [44] H. W. Lee, Phys. Rep. **259**, 147 (1995).
- [45] P. B. Slater, Phys. Lett. A **206**, 66 (1995).
- [46] P. B. Slater, Phys. A **223**, 167 (1996).
- [47] H. P. Yuen and M. Lax, IEEE Trans. Info. Theory **19**, 740 (1973).
- [48] J. Twamley, J. Phys. A **29**, 3723 (1996).
- [49] G. Esposito, G. Marmo, and G. Sudarshan, *From Classical to Quantum Mechanics* (Cambridge Univ. Press, Cambridge, 2004).
- [50] H.-J. Sommers and K. Życzkowski, J. Phys. A **36**, 10083 (2003).
- [51] M. Ozawa, Phys. Lett. A **268**, 158 (2001).
- [52] P. Gibilisco and T. Isola, J. Math. Phys. **44**, 3752 (2003).
- [53] J. Naudts, quant-ph/0407804.
- [54] E. Lutwak, D. Yang, and G. Y. Zhang, IEEE Trans. Info. Theory **51**, 473 (2005).