

# Optimizing single-photon-source heralding efficiency at 1550 nm using periodically poled lithium niobate

S. Castelletto, I.P. Degiovanni,

V. Schettini, and A. Migdall\*

*IEN G. Ferraris, Photometry Dept, Turin 10134,*

*Italy, \*NIST, Optical Technology Division,*

*Gaithersburg, MD USA 20899-8441*

## Abstract

We explore the feasibility of using high conversion-efficiency periodically-poled crystals to produce photon pairs for photon-counting detector calibrations at 1550 nm. The goal is the development of an appropriate parametric down-conversion (PDC) source at telecom wavelengths meeting the requirements of high-efficiency pair production and collection in single spectral and spatial modes (single-mode fibers). We propose a protocol to optimize the photon collection, noise levels and the uncertainty evaluation. This study ties together the results of our efforts to model the single-mode heralding efficiency of a two-photon PDC source and to estimate the heralding uncertainty of such a source.

PACS numbers:

## I. INTRODUCTION

Parametric down-conversion (PDC) consumes pump photons and produces light with a two-photon field description [1]. This two-photon light, which allows one photon to indicate or herald the existence of its twin, has a key role in applications such as quantum radiometry [2], where it makes possible an independent primary standard method for direct photon-counting detector calibrations. In addition, this two-photon light is key to improve single-photon source schemes that have significant advantages over the attenuated laser sources often employed in quantum information [3, 4] applications. To realize a single-photon source [5] appropriate for these applications, we consider two key issues- a) efficient photon pair production and b) collection of the heralded photon in a single-mode fiber, which is of interest for telecom applications. Periodically poled crystals (PPLs) have been used for efficient pair production [6], but have not yet been used for metrology. While metrology applications would certainly benefit from the high pump-conversion efficiency of PPLs, characteristics such as the level of background fluorescence may limit the uncertainty that can be achieved.

As for the collection efficiency of PDC light into a single-mode fiber, the goal has been to understand how the detection of one photon of a PDC pair in a well defined spatial and spectral mode, defines its partner's spatial and spectral mode that can then be efficiently collected. Recent efforts have included experimental and theoretical work in both continuous wave (CW) [7, 8, 9] and pulse-pumped [10, 11, 12] bulk crystal PDC, and have highlighted the critical problem of coupling the PDC photons into single-mode fibers (SMF) due to the difficulty of spatial and spectral matching of the photon pairs. The results show that optimization of the heralding efficiency is very sensitive to spectral and spatial mode selection.

Here we describe a PDC source and a measurement technique and compare it to other configurations. We present theoretical and experimental characterizations of the photon collection problem and suggest possible solutions.

## II. EXPERIMENTAL SETUP

We pumped (Fig. 1) a 5 mm long periodically poled MgO-doped lithium niobate (PPLN) crystal with a CW laser at 532 nm. We used noncritical phase-matching (90° phase-matching

angle) with a  $7.36\text{ }\mu\text{m}$  poling period to produce 810 nm and 1550 nm photon pairs at external angles of  $1^\circ$  and  $2^\circ$ . We achieved fine tuning by adjusting the crystal temperature near  $131^\circ\text{C}$ . Lens  $L_p$  in the pump beam produced a gaussian beam waist of  $w_p \simeq 144\text{ }\mu\text{m}$  at the crystal; cutoff filter  $F_C$  blocked the pump laser; and dichroic mirror DM separated the 810 nm (beam 1) and 1550 nm (beam 2) photons. An extra interference filter ( $F_1$ ) at 810 nm with a full width half-maximum (FWHM) of 10 nm suppressed extra fluorescence from the PPLN to reduce background heralding counts, while the SMF geometry imposed spectral selection with a heralding bandwidth,  $\Delta_1$  of  $\approx 2\text{ nm}$  FWHM (see Table I).  $L_{1,2}$  were aspheric coupling lenses of focal length 8 mm, AR-coated for 810 nm and 1550 nm. A monochromator in the heralding arm measured its spectral width. The heralding arm was routed to a SMF and then to  $D_1$ , a Si Avalanche Photodiode (APD), while the heralded arm also coupled to a SMF, was sent to  $D_2$ , an InGaAs APD operating in gated mode. We gated the InGaAs detector with the detection of an 810 nm photon in the heralding arm and adjusted the delay of the heralded arm with appropriate length SMF and electronic cables. Calibrating the InGaAs detector, including the SMF and coupling lens optical losses against a conventional detector standard using an attenuated laser source, yielded a detection efficiency of  $\eta_{\text{det}} = 9.8\% \pm 0.5\%$  ( $k=1$ , absolute uncertainty).

### III. MEASUREMENT TECHNIQUE

The heralded  $D_2$  detector efficiency as measured by the PDC source is given by

$$\eta_{\text{det}} = \chi_D / (\chi_P \cdot \tau_{\text{opt}} \cdot \tau_{\text{SMF-lens}}) \quad (1)$$

where  $\chi_P$  is the heralding efficiency (single-mode preparation efficiency, discussed in the next section) [8, 13],  $\tau_{\text{opt}}$  is the overall heralded arm optical transmittance (including PPLN,  $F_C$ , and DM), and  $\tau_{\text{SMF-lens}}$  is the optical transmittance of  $L_2$  and the SMF on the heralded arm.  $\chi_D$  is the raw  $D_2$  channel detection efficiency, directly measured according to

$$\chi_D = \frac{P_{\text{coinc}} - P_{\text{uncorr}}}{(1 - P_{\text{uncorr}})(1 - P_{\text{backgnd}}^{\text{heralding}})}, \quad (2)$$

where  $P_{\text{coinc}}$  is the probability of coincidence counts per gate,  $P_{\text{uncorr}}$  is the probability of uncorrelated or accidental coincidence counts per gate (determined by changing the heralding delay so the detection gate misses heralded photons), and  $P_{\text{backgnd}}^{\text{heralding}}$  is the probability of gating counts produced by uncorrelated photons and dark counts in the heralding arm.

### A. Raw detection efficiency

To understand Eq.(2) we note that when  $D_1$  fires,  $D_2$  is gated for a duration  $T$ . We define the probability of  $D_2$  not firing during  $T$  as  $p_T^0$ . We assume that the “events” that make  $D_2$  fire have a poissonian distribution (ie., uniform in time).  $D_1$  can fire for either background or PDC photons, and the associated probabilities are  $P_{\text{backnd}}^{\text{heralding}}$  and  $P_{\text{PDC}}^{\text{heralding}} = 1 - P_{\text{backnd}}^{\text{heralding}}$ . The probability that  $D_2$  fires for true correlated photons is  $P_{\text{coinc}}^{\text{heralded}} = P_{\text{PDC}}^{\text{heralding}} p_{T/2}^0 \chi_D$ , where  $p_{T/2}^0$  is the probability for the heralded detector to fire for the correlated photon arriving at  $T/2$ , as opposed to firing during the first half of the gating time. (We assume that correlated photons arrive exactly at  $T/2$ .) The probability that the heralded detector fires for accidental events is

$$P_{\text{uncorr}} = (1 - p_T^0) P_{\text{backnd}}^{\text{heralding}} + (1 - p_{T/2}^0) P_{\text{PDC}}^{\text{heralding}} + p_{T/2}^0 (1 - \chi_D) (1 - p_{T/2}^0) P_{\text{PDC}}^{\text{heralding}}. \quad (3)$$

The first term is the probability of an accidental coincidence due to  $D_1$  firing for a background event and  $D_2$  firing for any event. The second and third terms are for  $D_1$  firing for a PDC event and  $D_2$  firing due to a background event either before or after the arrival of the PDC photon at  $T/2$ . For  $D_2$  to fire after  $T/2$  it cannot have fired due to a background photon before  $T/2$  or a PDC photon at  $T/2$ . Those factors make up the third term. The total coincidence probability is  $P_{\text{coinc}} = P_{\text{coinc}}^{\text{heralded}} + P_{\text{uncorr}}$ . Considering that for poisson statistics  $p_T^0 = p_{T/2}^0 \times p_{T/2}^0$ , and inverting the above equations, we obtain Eq.(2), where  $P_{\text{uncorr}} = 1 - p_T^0$ .

### B. Estimate and uncertainty

We develop an estimate of the raw detection efficiency and the associated uncertainty following Ref.[14]. The terms  $P_{\text{coinc}}$ ,  $P_{\text{uncorr}}$ , and  $P_{\text{backnd}}^{\text{heralding}}$  in Eq.(2) are all independent statistical variables, therefore the estimate of the raw detection efficiency is

$$\langle \chi_D \rangle = \left\langle \frac{1}{1 - P_{\text{backnd}}^{\text{heralding}}} \right\rangle \times \left[ 1 - \left\langle \frac{1}{1 - P_{\text{uncorr}}} \right\rangle (1 - \langle P_{\text{coinc}} \rangle) \right]. \quad (4)$$

Applying the maximum likelihood model estimator to the random variables  $P_{\text{coinc}}$  and  $P_{\text{uncorr}}$ , the probability of  $M_{\text{coinc}}$  coincidence counts given  $M_{\text{heralding}}$  heralding counts is

$$P(M_{\text{coinc}} | M_{\text{heralding}}, p) = \frac{M_{\text{heralding}}!}{M_{\text{coinc}}! (M_{\text{heralding}} - M_{\text{coinc}})!} \times p^{M_{\text{coinc}}} (1 - p)^{M_{\text{heralding}} - M_{\text{coinc}}}, \quad (5)$$

where  $p$  is the parameter to estimate. The maximum likelihood function is then

$$L(M_{\text{coinc}}, M_{\text{heralding}}|p) = P(M_{\text{coinc}}|M_{\text{heralding}}, p) \times P(M_{\text{heralding}}),$$

where  $P(M_{\text{heralding}})$  is the distribution probability of heralding counts, which is not known. The minimum of the function  $L(M_{\text{coinc}}|M_{\text{heralding}}, p)$  gives the estimate of  $P_{\text{coinc}}$ , without the need of  $P(M_{\text{heralding}})$ . It can be shown that  $\langle P_{\text{coinc}} \rangle = \langle M_{\text{coinc}}/M_{\text{heralding}} \rangle$ . Less trivial is the estimate of  $\langle P_{\text{uncorr}} \rangle$ . We must estimate  $1/(1 - P_{\text{uncorr}})$ , as is clear from Eq.(4), so we introduce the parameter  $p'$  as  $p = (p' - 1)/p'$ . The maximum likelihood function is in this case

$$L(M_{\text{uncorr}}, M_{\text{heralding}}^{\text{delayed}}|p') = P(M_{\text{uncorr}}|M_{\text{heralding}}^{\text{delayed}}, p')P(M_{\text{heralding}}^{\text{delayed}}), \quad (6)$$

which we minimize to obtain  $\langle (1/(1 - P_{\text{uncorr}})) \rangle = \langle M_{\text{heralding}}^{\text{delayed}}/(M_{\text{heralding}}^{\text{delayed}} - M_{\text{uncorr}}) \rangle$ . We distinguished  $M_{\text{heralding}}$  from  $M_{\text{heralding}}^{\text{delayed}}$  because we measure heralding counts in two configurations, one with the presence of true coincidence photons and one in absence of coincidence when an electronic delay line is applied to the heralding arm.  $M_{\text{uncorr}}$  are the coincidences corresponding to uncorrelated events. For  $P_{\text{backgnd}}^{\text{heralding}}$  the maximum likelihood model is not applicable because we cannot measure it at the same time as the background counts  $M_{\text{backgnd}}$  and  $M_{\text{heralding}}$ , therefore we apply  $\langle P_{\text{backgnd}}^{\text{heralding}} \rangle \approx \langle M_{\text{backgnd}} \rangle / \langle M_{\text{heralding}} \rangle$ . This implies that  $\langle P_{\text{backgnd}}^{\text{heralding}} \rangle$  must be close to 0, to have no impact on the estimate of the raw detection efficiency. We finally estimate

$$\langle \chi_D \rangle = \frac{1}{1 - \frac{\langle M_{\text{backgnd}} \rangle}{\langle M_{\text{heralding}} \rangle}} \times \left[ 1 - \left\langle \frac{M_{\text{heralding}}^{\text{delayed}}}{M_{\text{heralding}}^{\text{delayed}} - M_{\text{uncorr}}} \right\rangle \left( 1 - \left\langle \frac{M_{\text{coinc}}}{M_{\text{heralding}}} \right\rangle \right) \right], \quad (7)$$

with the uncertainty given by gaussian uncertainty propagation for each random variable considered independently.

### C. Heralding efficiency

The heralding efficiency  $\chi_P$  is the efficiency of preparing a photon in the heralded channel in a definite spectral and spatial mode, by specific mode selection of the heralding arm. It quantifies how well the collection system geometrically catches photons correlated to those seen by  $D_1$ . To calibrate a SMF-coupled detector, the heralding efficiency must be optimized and estimated. It has been estimated in ref. [8] for a bulk crystal. For PPLN [13] it is

$$\chi_P = \frac{4 w_p^2 w_{o,1}^2 w_{o,2}^2 (w_{o,1}^2 + w_p^2)}{(w_{o,2}^2 w_p^2 + w_{o,1}^2 (w_{o,2}^2 + w_p^2))^2} \times \frac{\Delta_2}{(\Delta_1^2 + \Delta_2^2)^{\frac{1}{2}}} \frac{f(c_1, c_2)}{f(s_1, s_2)}, \quad (8)$$

where  $w_{o,1,2}$  are the mode waists of the fibers at the crystal, and  $\Delta_{1,2}$  are the FWHM of the spectral distribution selected geometrically by the SMFs.  $f$  is a correction function accounting for crystal length ( $L$ ) and PDC crystal frequency dispersion given by [12]

$$f(p, q) = \frac{\int_0^1 dx e^{-px^2 + \frac{q^2 x^2}{4p}} (\text{Erf}[\frac{qx}{2\sqrt{p}}] - \text{Erf}[\frac{-2p+qx}{2\sqrt{p}}])}{\sqrt{p}}. \quad (9)$$

The parameters for this case are:

$$\begin{aligned} c_1 &= c_2 + \frac{L^2(w_p^2 \alpha_s^2 + w_{o,2}^2 \tan^2 \theta_i + w_{o,1}^2 (\alpha_s + \tan \theta_i)^2)}{[w_{o,2}^2 w_p^2 + w_{o,1}^2 (w_p^2 + w_{o,2}^2)]}; \\ c_2 &= \frac{L^2 D_{is}^2}{a^2} \frac{(\Delta_1^2 \Delta_2^2)}{(\Delta_1^2 + \Delta_2^2)}; \\ s_1 &= \frac{L^2 D_{is}^2 \Delta_1^2}{a^2} + \frac{L^2 (w_p^4 \alpha_s^2 + w_{o,1}^4 (\alpha_s + \tan \theta_i)^2)}{2 w_{o,1}^2 w_p^2 (w_p^2 + w_{o,1}^2)} + \frac{L^2 (2 w_{o,1}^2 w_p^2 (\alpha_s^2 + \alpha_s \tan \theta_i + \tan^2 \theta_i))}{2 w_{o,1}^2 w_p^2 (w_p^2 + w_{o,1}^2)}; \\ s_2 &= \frac{2 L^2 D_{is}^2}{a^2} + \frac{L^2 (w_p^2 \alpha_s + w_{o,1}^2 (\alpha_s + \tan \theta_i)^2)}{w_{o,1}^2 w_p^2 (w_p^2 + w_{o,1}^2)}. \end{aligned} \quad (10)$$

Here,  $a = 2\sqrt{\ln(2)}$  converts between the FWHM and the gaussian profile  $1/e^2$  radius. The other terms are  $D_{is} = D_i(\cos \theta_i - \sin \theta_i \tan \theta_s) - D_s(\cos \theta_s + \sin \theta_s \tan \theta_i)$ ,  $D_{pi} = -D_i(\cos \theta_i + \sin \theta_i \tan \theta_s) + D_p$ , with  $D_{i,s} = \frac{dn_{i,s}(\omega_i, \phi_o) \omega_{i,s}/c}{d\omega_{i,s}}|_{\Omega_{i,s}}$ ,  $D_p = \frac{dn_p(\omega_p, \phi_o) \omega_p/c}{d\omega_p}|_{\Omega_p}$ .  $\alpha_s = -\cos \theta_s \tan \theta_i + \sin \theta_s$ .  $\theta_{i,s}$  are the associated idler and signal emission angles around  $\phi_o = \pi/2$  (the phase-matching angle in a non-critical phase-matching configuration), and  $n_{i,s,p}(\omega_{i,s,p}, \phi_o)$  are the indices of refraction (all are e-rays) at the three frequencies.  $\Omega_{i,s,p}$  are the central angular frequencies.

For our experiment the fiber mode field diameters are  $\text{MFD}_1 = 3.9 \mu\text{m}$  for the heralding arm and  $\text{MFD}_2 = 5.6 \mu\text{m}$  for the heralded arm, giving mode waists  $w_{o,1,2} = M_{1,2} \text{MFD}_{1,2}$  at the crystal according to the magnification ( $M_{1,2}$ ) used. Because of this, we identify a SMF as a spectral filter with a gaussian spectral distribution given by  $\tilde{I}_{s,i}(\omega_{s,i} - \Omega_{s,i}) \propto e^{(-\frac{a^2}{\Delta_{1,2}^2}(\omega_{s,i} - \Omega_{s,i})^2)}$ . The component of spectral width due to geometric selection,  $\Delta_{1,2}$  is given by the FWHM angular collection  $\Delta\theta_{1,2} = a \frac{\lambda_{i,s}}{\pi w_{o,1,2}}$  and the spectral/angular spread of the PDC,  $\theta_{i,s}(\lambda_{i,s})$  around the central wavelength  $\lambda_{i,s}$ . Here, because the non-degenerate PPLN configuration and the bandwidth estimation are critical, we measured it with a monochromator in the heralding arm. We spectrally scanned the heralding single counts at three different values of  $w_{o,1}$  (Table I). We also theoretically estimated those bandwidths by evaluating the FWHM of the phase-matching function according to [15], extended to the case of PPLN. Here we

consider the PDC phase-matching function including the pump transverse distribution

$$\Phi(\omega_s, \theta_i, \theta_s) = \exp\left(-\frac{w_p^2(\Delta k_x^2 + \Delta k_y^2)}{4}\right) \times \left(\frac{\sin \Delta k_z L}{\Delta k_z L}\right)^2. \quad (11)$$

$\Delta k_{x,y,z}(\omega_s, \theta_i, \theta_s)$  are the mismatch of the k-wavevectors  $\Delta k_{x,y,z} = (\mathbf{k}_p - \mathbf{k}_s - \mathbf{k}_i)_{x,y,z}$ , in terms of the pump, signal, and idler k-vectors

$$\begin{aligned} \Delta k_z &= \frac{n(\omega_p)\omega_p}{c} - \frac{n(\omega_s)\omega_s}{c} \cos \theta_s - \frac{n(\omega_i)\omega_i}{c} \cos \theta_i - \frac{2\pi}{\Lambda} \\ \Delta k_{x,y} &= \frac{n(\omega_s)\omega_s}{c} \sin \theta_s + \frac{n(\omega_i)\omega_i}{c} \sin \theta_i. \end{aligned}$$

$\Lambda$  is the poling period. To estimate the bandwidth selected by the heralding arm fiber, we first find  $\theta_i^{\max}$  that maximizes Eq.(11), and then we consider for each wavelength the function  $f(\theta_s, \omega_s) = 1$  for  $\Phi(\omega_s, \theta_i^{\max}, \theta_s) > 0.5$  and  $f(\theta_s, \omega_s) = 0$  for  $\Phi(\omega_s, \theta_i^{\max}, \theta_s) < 0.5$ . Finally we invert the functions  $f(\theta_s + \Delta\theta_1/2, \omega_s)$  and  $f(\theta_s - \Delta\theta_1/2, \omega_s)$  to determine  $\Delta_1$ .

We estimated the heralded arm bandwidth in the same way. This estimation, which was found to be in agreement with the experimental values, allowed us to extrapolate the bandwidths of the heralded arm for other configurations. The discrepancy between the estimated and measured values is likely due to using Sellmeier's equations [16] for undoped PPLN. Moreover, we do not have precise knowledge of the crystal poling region length (it maybe slightly shorter than full 5 mm crystal length), a crucial engineering parameter. In Fig. 2 we report the estimated  $\chi_p$  versus  $w_{o,1,2}$  for our experiment's fixed pump waist, and crystal length, in two spectral-selection configurations on the heralding arm, (a) the SMF acts as a spectral filter with an average FWHM of about 2 nm and (b) a FWHM 0.1 nm spectral filter (a monochromator was used for this narrow bandwidth). The two experimental conditions for the measurements in Table II are roughly indicated on Fig. 2(a) by the squares, while the conditions for the narrow band measurement is indicated on Fig. 2(b). While the heralded arm is spectrally selected only by the fiber, the large improvement achieved by narrowing the heralding bandwidth indicates that spectral mode matching is more critical than spatial mode matching (the only spatial requirement is that  $w_{o,2} \cong w_p$ ,  $w_{o,1} > w_p$ ). Using this we should be able to improve  $\chi_p$  by further narrowing the heralding arm bandwidth.

## IV. EXPERIMENTAL RESULTS

Following the approach in section III.B, we measured the raw detection efficiency in our setup at the best signal-to-noise ratio of the heralding arm. Table II shows  $\chi_D$  measured with  $w_{o,1} = 82 \mu\text{m}$  fixed ( $d_1 = 270 \text{ mm}$ ) for 2 different positions of the heralded arm, corresponding to  $w_{o,2} = 158 \text{ (197)} \mu\text{m}$  ( $d_2 = 300 \text{ (380)} \text{ mm}$ ). The estimates and uncertainties calculated with this model and the measured intrinsic statistical fluctuations show good agreement. For each setup we tested the repeatability by applying our alignment procedure [2] over several days. Fig. 3 shows the measurement repeatability in agreement with the estimated uncertainty at the  $2 \sigma_{\text{ML}}$  level. However, we point out that the repeatability test was limited to collection lens positions close to the source. We obtained theoretical values of  $\chi_p = 20\%$ , and  $13\%$ , respectively for the waists in Table II using only the SMF spectral selectivity. The decrease of  $\chi_p$  for bigger  $w_{o,2}$  is in agreement with the measured decrease of  $\chi_D$ . Our theoretical model for  $\chi_p$  is very sensitive to the measurements of the beam waists and the bandwidth estimates. Estimating the optical transmittances at  $\tau_{\text{opt}} = 65\%$  and  $\tau_{\text{SMF-lens}} = 83\%$  by an independent calibration and using the measured  $\chi_D$  in Table II, we were able to consistently obtain  $\chi_p = 48\%, 37\%$ . On occasion we measured  $\chi_p$  much closer to one by inserting a monochromator in the heralding arm, however the stability of our setup did not allow repeatable results at this level.

At this stage, we note that the model can only be considered qualitative due to the spectral approximation adopted. In our approach we limited the calculation of the mismatch term to first order in the transverse k-vector and the frequency, losing some of the correlation between the frequency and the spatial variables in the biphoton field [12]. To compensate, we introduced a selection term due to the SMF spatial selection, but that works best for the degenerate case where the PDC emission is broader and this correction has less of an effect on the final mode matching than in the nondegenerate case. That case requires a full numerical solution.

## V. CONCLUSIONS

We have shown the feasibility of using PPLN for single-photon detector calibration at  $1550 \text{ nm}$ , as well as for a single-photon single-mode source. We highlighted the need to



maintain low dark counts in the heralding arm to reduce statistical fluctuations. We have shown that proper spatial mode matching and spectral mode selection in the heralding arm is of paramount importance in achieving the highest heralding efficiency.

This work was supported in part by ARDA, ARO, and DARPA/QUIST.

- 
- [1] Klyshko D.N., *Photons and Nonlinear Optics*, Gordon and Breach Science Publishers, 1988.
  - [2] Migdall A.L., Castelletto S., Degiovanni I.P., Rastello M.L., *Appl. Opt.*, 2002, **41**, 2914-2922.
  - [3] Tittel W., Brendel J., Zbinden H., Gisin N., *Phys. Rev. Lett.*, 2000, **84**, 4737-40.
  - [4] Knill E., Laflamme R., Milburn G.J., *Nature*, 2001, **409**, 46-52.
  - [5] Fasel S., Alibart O., Beveratos A., Tanzilli S., Zbinden H., Baldi P., Gisin N., ArXiv quant-ph/0408136, 2004.
  - [6] Albota M.A., Dauler E., *J. of Mod. Opt.*, 2004, **51**, 1417-1432.
  - [7] Kurtsiefer C., Oberparlieter M., Weinfurter H., *Phys. Rev. A*, 2001, **64**, 023802.
  - [8] Castelletto S., Degiovanni I.P., Schettini V., Migdall A., *SPIE Proc.*, 2004, **5551**, 60-72.
  - [9] Ljunggren D., Tengner M., ArXiv quant-ph/0507046, 2005.
  - [10] Bovino F.A., Varisco P., Colla A.M., Castagnoli G., Di Giuseppe G., Sergienko A.V., *Opt. Comm.*, 2003, **227**, 343-348.
  - [11] Pittmann T.B., Jacobs B.C., Franson J.D., *Opt. Commun.*, 2005, **246**, 545-550.
  - [12] Castelletto S. Degiovanni I.P., Schettini V., Migdall A., *Opt. Exp.*, 2005, **13**, 6709-6722.
  - [13] Castelletto S., Degiovanni I.P., Schettini V., Migdall A., *SPIE Proc.*, 2005, to appear.
  - [14] Castelletto S. , Degiovanni I.P., Rastello M.L., *J. Opt. Soc. Am. B*, 2002, **19**, 1247-1258.
  - [15] Boeuf N., Branning D., Chaperot I., Dauler E., Guerin S., Jaeger G., Muller A., Migdall A., *Opt. Eng.*, 2000, **39**, 1016-1024.
  - [16] Jundt D.H., *Opt. Lett.*, 1997, **22**, 1553-1555.

## VI. FIGURES AND TABLES

TABLE I: Measured and estimated  $\Delta_1$

$d_1$	$w_{o,1}$	$\Delta_1$	$\Delta_1$
		measured	estimated
(mm)	( $\mu\text{m}$ )	(nm)	(nm)
270	82	2.05	2.6
400	105	1.87	2.3
520	132	1.64	2.1

TABLE II: Measured  $\chi_D$  with the estimate, maximum likelihood (ML) uncertainty and statistical fluctuations

$w_{o,2} = 158 \text{ } \mu\text{m}$			$w_{o,2} = 197 \text{ } \mu\text{m}$		
$\chi_D$	$\sigma_{\text{ML}}$	$\sigma_{\text{stat}}$	$\chi_D$	$\sigma_{\text{ML}}$	$\sigma_{\text{stat}}$
(%)	(%)	(%)	(%)	(%)	(%)
2.508	0.044	0.040	2.015	0.030	0.028
2.555	0.025	0.019	2.056	0.028	0.035
2.584	0.036	0.031	2.107	0.034	0.028
2.489	0.039	0.037	1.996	0.032	0.026

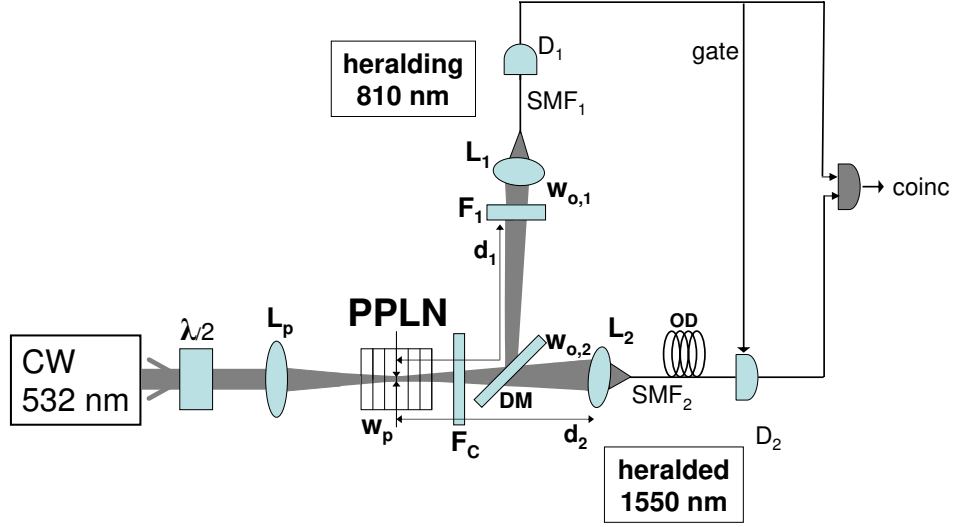


FIG. 1: Setup to herald single-photons from CW PDC from a PPLN crystal.

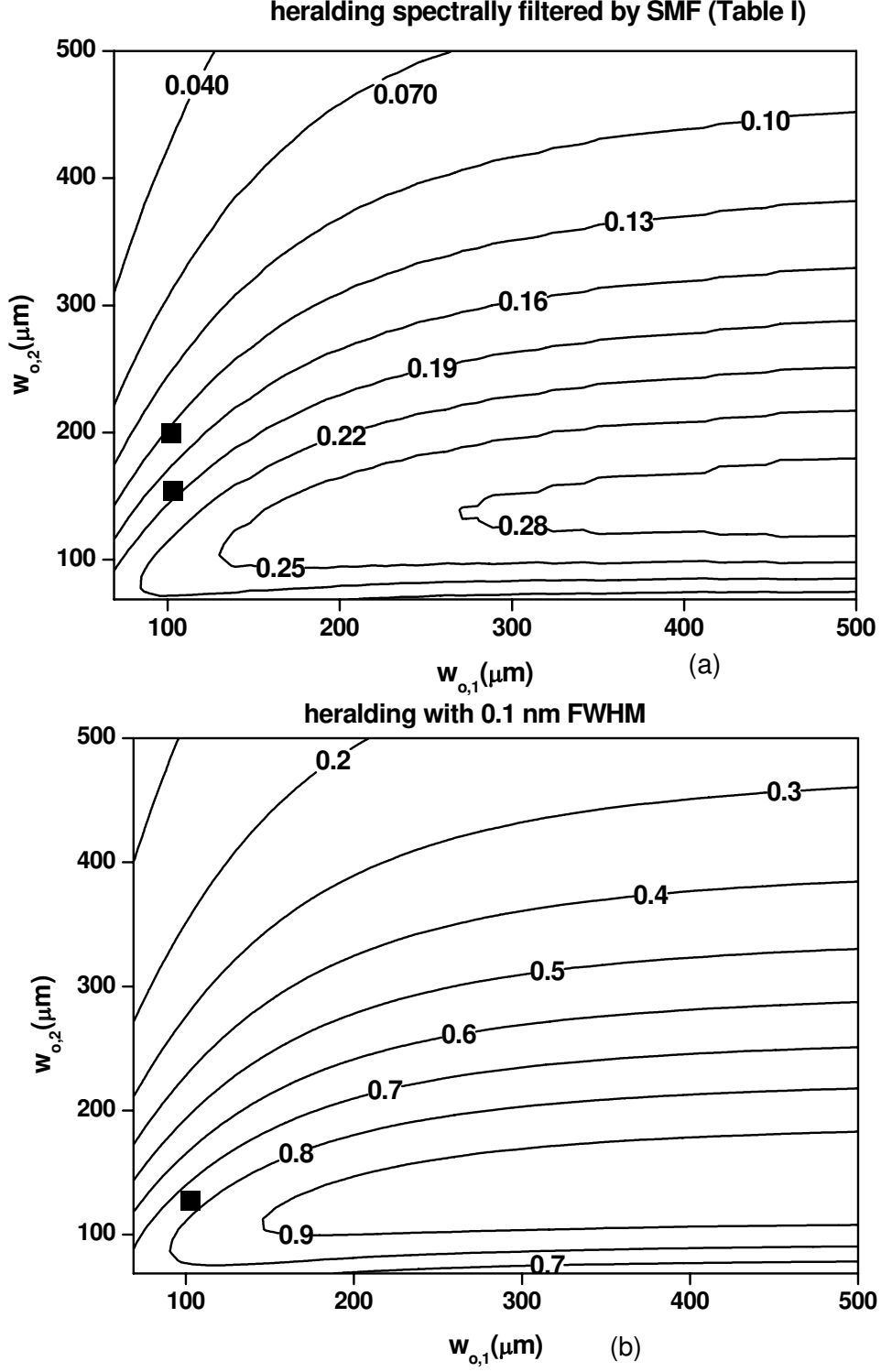


FIG. 2: Calculated  $\chi_p$  versus heralding and heralded waists (a) without an interference filter and (b) with spectral filtering on the heralding arm of 0.1 nm FWHM. Estimated values in the experimental conditions are given by the black squares.  $w_p = 144 \mu\text{m}$  for both figures.

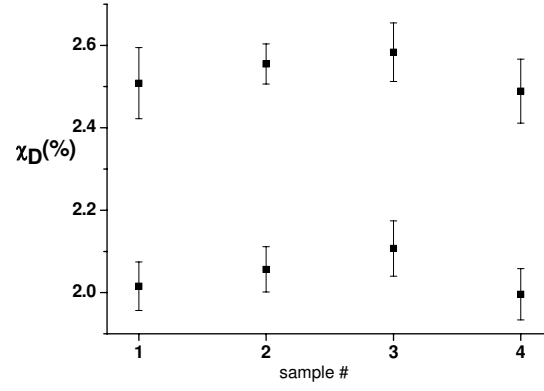


FIG. 3: Repeated measurements of  $\chi_D$  for 2 setups ( $k=2$  ML uncertainty shown).