

Decoherence Time of a Microtubule

Takashi Hiramatsu¹, Tetsuo Matsui¹, and Kazuhiko Sakakibara²

¹*Department of Physics, Kinki University, Higashi-Osaka, 577-8502 Japan*

²*Department of Physics, Nara National College of Technology, Yamatokohriyama, 639-1080 Japan*
(October 11, 2019)

We formulate and study a quantum field theory of a microtubule, a basic element of living cells. Following the quantum theory of consciousness by Hameroff and Penrose, we let the system to make self-reductions, and measure the decoherence time τ_N (the mean interval between two successive reductions) of a cluster consisting of more than N neighboring cells (tubulins). τ_N is interpreted as an instance of the stream of consciousness. For a sufficiently small electron hopping amplitude, τ_N obeys an exponential law, $\tau_N \sim \exp(c'N)$, and may take realistic values $\tau_N \gtrsim 10^{-2}$ sec for $N \gtrsim 1100$.

Most approaches to understanding various characteristic functions of the human brain in a framework of conventional physics are classical. For example, the Hopfield model of neural network [1], a standard model of associative memory, adopts an Ising spin variable to describe the state of each neuron. Although most researchers may agree that the human brain should be described by quantum theory of electrons and atoms at the microscopic level, there seems to be a prejudice that the functions of human brain in our daily life are to be well understood, if possible, by notion of classical physics without recourse to quantum physics.

The problem how to understand mind and consciousness remains as a central and still open question in the physics of the brain. We don't know even whether the answer to this problem exists. In such a situation, Hameroff and Penrose [2] proposed a quantum theory of consciousness according to a new quantum mechanics of microtubule. Their idea is interesting because it suggests the fundamental importance of quantum effects like quantum measurements and collapses of wave function on the functions of human brain.

Microtubules are basic building blocks of living cells including neurons and axons, conveying mitochondria, etc. Each microtubule is a hollow cylinder with a diameter $\sim 25\text{nm}$, the surface of which is a 2D array of cells called tubulins (See Fig.1a). The array consists of 13 columns, and its longitudinal size L is not definite (typically $L = 100 \sim 1000$). A tubulin is a small dielectric cell containing a single active electron, and may take two independent quantum states, $|\alpha\rangle$ and $|\beta\rangle$, according to the "upper" or "lower" position of the electron (See Fig.1b). Some classical properties of a microtubule like signal propagations are studied in Rasmussen et al. [3] by setting up a network model of cellular automata.

Penrose [4] argued that any quantum system is to be affected through couplings to quantum gravity in such a way that its wave function should make self-reductions (called orchestrated objective reductions). In the theory of Hameroff and Penrose [2], a well developed coherent (i.e., superposed) state of each tubulin, $C_\alpha|\alpha\rangle + C_\beta|\beta\rangle$

with $|C_\alpha| \sim |C_\beta|$ may be unstable if some other tubulins are also in such states at the same time, from the viewpoint of uncertainty principle of quantum gravity. So each of these tubulins should make a self-reduction to be put back to one of the classical states, $|\alpha\rangle$ or $|\beta\rangle$. They argue that a sequence of such reductions works as a clock and forms a stream of consciousness. The mean time between two successive reductions is called the decoherence time τ , and interpreted as each moment of consciousness.

Then quantitative estimation of τ becomes a main concern. Tegmark [5] estimated the quantum decoherence time of an *entire* microtubule at finite temperatures as $\tau \lesssim 10^{-13}$ sec and claimed that microtubules can be treated classically in the interesting time scales $10^{-2} \sim 10^{-3}$ sec, and quantum effects play no significant role there. Then Hagan et al. [6] respond to Tegmark by arguing that his estimate is not definitive; τ may be much larger and the quantum theory may be still relevant.

All these estimations of τ have been done without any explicit quantum models nor precise calculations. Therefore it is interesting to set up an explicit quantum theory of a microtubule and analyze its properties quantitatively. Such a study would present some important informations to scrutinize the relevance of Hameroff-Penrose theory. Since the typical time scale set by Coulomb energy at nano scales is $\sim 10^{-15}$ sec, the central question is whether τ can take values of order $\sim 10^{-2}$ sec which seems to be reasonable as the moment of consciousness.

In this Letter, we introduce a quantum field theory of a microtubule based on the classical model of Rasmussen et al. [3], and calculate τ by proposing some rules of self-reductions. One may conceive reasons of self-reductions other than Penrose's idea. Ghirard et al. [7] propose a modification of Schrödinger equation to a nonlinear stochastic equation to incorporate dynamical reductions. As yet another possibility, (quasi)reductions may occur due to internal quantum measurements of microtubule by surrounding environment in the brain, or even the microtubule itself may "measure" its part [8]. Our rules are phenomenological and may mimic these cases.

As the first step, we consider an isolated microtubule

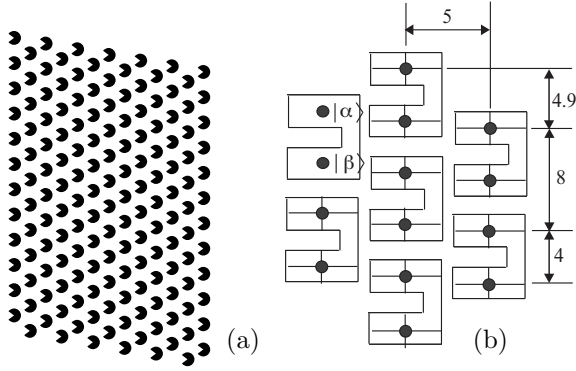


FIG. 1. (a) Development of a microtubule where each sector represents a tubulin and (b) Orientation of the six neighboring tubulins (from Ref.[3]; lengths in unit of nm). Each filled circle represents a possible location of electron.

at zero temperature without external disturbances. An ensemble of microtubules and/or the effects of temperature and environment [5,6] should be considered in the next step.

The Hamiltonian H of a microtubule is given by

$$H = -k \sum_i \sum_{\gamma=\alpha,\beta} b_{i\gamma}^\dagger b_{i\gamma} + \sum_{\langle i,j \rangle} \sum_{\gamma,\gamma'} V_{ij}^{\gamma\gamma'} b_{i\gamma}^\dagger b_{i\gamma} b_{j\gamma'}^\dagger b_{j\gamma'}, \quad (1)$$

where $\bar{\alpha} \equiv \beta, \bar{\beta} \equiv \alpha$. $b_{i\gamma}, b_{i\gamma}^\dagger$ are the fermionic annihilation and creation operators of an electron in the $\gamma (= \alpha, \beta)$ state at the i -th cell, satisfying $[b_{i\gamma}, b_{i'\gamma'}]_+ = 0$, $[b_{i\gamma}, b_{i'\gamma'}^\dagger]_+ = \delta_{ii'} \delta_{\gamma\gamma'}$. The first term of H represents the kinetic energy of the electron changing its state $\alpha \leftrightarrow \beta$ within the i -th cell with the hopping amplitude k . The second term represents the Coulomb energy $V_{ij}^{\gamma\gamma'} = e^2/R_{ij}^{\gamma\gamma'}$ between two electrons at $(i\gamma)$ and $(j\gamma')$ separated by the distance $R_{ij}^{\gamma\gamma'}$, the value of which is given in Ref. [3]. $\sum_{\langle i,j \rangle}$ implies the sum over all the neighboring pairs i, j given in Fig.1b. The number of electrons in the i -th cell, $N_i \equiv \sum_{\gamma} b_{i\gamma}^\dagger b_{i\gamma}$ is a constant of motion; $[H, N_i] = 0$. In actual calculations, we start and stay in the subspace $N_i = 1$.

This Hamiltonian may be expressed in terms of the $s = 1/2$ SU(2) quantum spin operator $\vec{S}_i \equiv (\hbar/2)(b_{i\alpha}^\dagger, b_{i\beta}^\dagger)\vec{\sigma}(b_{i\alpha}, b_{i\beta})^t$ ($\vec{\sigma}$ are Pauli matrices) as

$$H = - \sum_{\langle i,j \rangle} J_{ij} S_{iz} S_{jz} - \sum_i \vec{B} \vec{S}_i + \text{const}, \quad (2)$$

with $J_{\text{North}} = J_{\text{South}} = 0.0833V_0/\hbar^2$, $J_{\text{SE}} = J_{\text{NW}} = 0.0091V_0/\hbar^2$, $J_{\text{NE}} = J_{\text{SW}} = -0.0280V_0/\hbar^2$, $V_0 \equiv e^2/(1\text{nm}) = 2.31 \times 10^{-19}\text{Joule}$, $\vec{B} = (2k/\hbar, 0, 0)$. So the system may be viewed as a frustrated spin model in an external magnetic field \vec{B} . At $k = 0$, the system involves only S_z , and its ground state is found to be the “stripe state” in which S_z are aligned to $\pm\hbar/2$ along each column with the alternative signs, except for a pair of two NN

columns (1st and 13th, say) with the same signs. The degeneracy is 13×2 [9]. As k increases, the S_x component develops, and at $k \rightarrow \infty$, all \vec{S}_i align to $(\hbar/2)(1, 0, 0)$.

In the time interval between two successive self-reductions, the state vector $|\psi(t)\rangle$ of a microtubule at time t evolves according to the Schrödinger equation: $i\hbar(d/dt)|\psi(t)\rangle = H|\psi(t)\rangle$. If the microtubule contains V tubulins, then $|\psi(t)\rangle$ is 2^V dimensional, and for $V \gtrsim 13 \times 100$, the precise evaluation of $|\psi(t)\rangle$ is beyond the ability of our computers. Thus, we evaluate $|\psi(t)\rangle$ approximately by the variational method. Explicitly, we choose the variational state $|\psi_v(t)\rangle$ in the factorized form,

$$|\psi_v(t)\rangle = \prod_i [C_{i\alpha}(t) |i\alpha\rangle + C_{i\beta}(t) |i\beta\rangle],$$

$$|C_{i\alpha}(t)|^2 + |C_{i\beta}(t)|^2 = 1, \quad (3)$$

where $|i\gamma\rangle (\equiv b_{i\gamma}^\dagger |0\rangle_i, b_{i\gamma} |0\rangle_i = 0)$ is the state of the i -th cell in which the electron is in the γ state. By minimizing the action $S = \int_{t_1}^{t_2} dt \langle \psi_v(t) | (i\hbar d/dt - H) | \psi_v(t) \rangle$ we get the equations of motion for $2V$ complex coefficients $C_{i\gamma}$:

$$i\hbar \frac{dC_{i\gamma}}{dt} = -kC_{i\bar{\gamma}} + J_{i\gamma} C_{i\gamma},$$

$$J_{i\gamma} \equiv \sum_{j \text{ (NN to } i)} \left(V_{ij}^{\gamma\alpha} |C_{j\alpha}|^2 + V_{ij}^{\gamma\beta} |C_{j\beta}|^2 \right). \quad (4)$$

Eq.(4) respects the unitarity, $|C_{i\alpha}(t)|^2 + |C_{i\beta}(t)|^2 = 1$, and keeps $\langle \psi_v(t) | H | \psi_v(t) \rangle$ a constant of motion.

We note that, if $\Delta V_{ij}^\gamma \equiv V_{ij}^{\gamma\alpha} - V_{ij}^{\gamma\beta}$ is negligible, $J_{i\gamma} \simeq \sum_j (V_{ij}^{\gamma\alpha} + V_{ij}^{\gamma\beta})/2 \equiv \tilde{J}$ becomes independent of neighboring $C_{j\gamma}$'s, so Eq.(4) are decoupled to give the mean-field solution (MFS),

$$C_{i\alpha(\beta)} = C_{i+} \exp(-i\Omega_+ t) + (-)C_{i-} \exp(-i\Omega_- t),$$

$$C_{i\pm} = (C_{i\alpha}(0) \pm C_{i\beta}(0))/2, \quad \Omega_{\pm} = \tilde{J} \mp k. \quad (5)$$

The actual value of $|\Delta V_{ij}^\gamma|/(V_{ij}^{\gamma\alpha} + V_{ij}^{\gamma\beta})$ averaged over j is 0.19, so the couplings between neighboring tubulins are intermediate.

We solve the differential equations (4) numerically by the Runge-Kutta method with discrete time step Δt . As the initial condition $C_{i\gamma}(0)$ at $t = 0$, we consider the following four cases: (i) Uniform start(US); $C_{i\alpha}(0) = 1, C_{i\beta}(0) = 0$ for all i , (ii) Stripe start(SS); $C_{i\alpha}(0) = 1$ or 0 along each column alternatively as explained, (iii) Random Ising start(RIS); $C_{i\gamma}(0) = 1$ or 0 randomly. (iv) Random complex start(RCS); $C_{i\gamma}(0) \in C$ randomly.

For the rule of self-reductions, we first prepare the reset zone $P_0 \leq |C_{i\alpha}(t)|^2 \leq P_1 (\equiv 1 - P_0)$ (we choose $P_0 = 0.3$ if not stated otherwise), and watch whether $|C_{i\alpha}(t)|^2$ falls into this zone at every time step. The cells that are in the reset zone form a cluster, a set of cells that are connected each other as neighboring pairs. If the size of cluster at $t = t_R$ is same or more than the prefixed number N , we

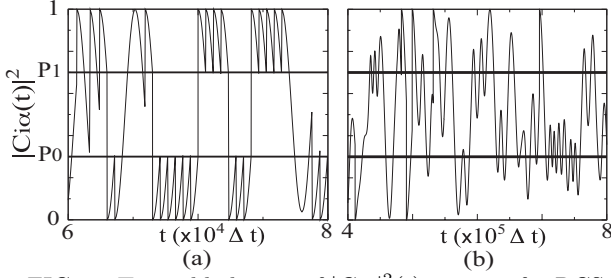


FIG. 2. Typical behavior of $|C_{i\alpha}(t)|^2$ in a run for RCS/LR, $L = 100$. (a) $k = 0.1V_0$, $N = 100$ (b) $k = 0.01V_0$, $N = 30$.

let all cells within this cluster make self-reductions at the next time step. As the rule to determine $C_{i\gamma}(t_R + \Delta t)$, we consider (i) Global reduction (GR); All the cells in the cluster reduce to a common classical state $|\gamma\rangle$ with the larger average $|C_{i\gamma}(t_R)|^2$ over the cluster, and (ii) Local reduction (LR); Each cell reduces to $|i\alpha\rangle$ or $|i\beta\rangle$ according to the probabilities $|C_{i\gamma}(t_R)|^2$.

In Fig.2 we show typical time dependence of $|C_{i\alpha}(t)|^2$. In Fig.3 we show typical snapshots of $|C_{i\alpha}(t)|^2$ before and after a reduction.

To calculate the decoherence time τ_N for the minimum cluster size N , we make a sufficiently long run with the period t_{total} for each N . τ_N is then defined as $\tau_N = t_{\text{total}}/M_N$, where M_N is the total number of all the self-reductions within the run. So τ_N is the average time interval between two successive reductions. τ_N may be expressed by using the probability p_N that clusters of size equal to or larger than N appear as $\tau_N \propto 1/p_N$.

We study microtubules of the length L up to $L = 2000$ ($16 \mu\text{m}$) with open boundary condition. We choose $\Delta t \equiv 0.01 \times t_0$, where $t_0 \equiv \hbar/V_0 = 4.571 \times 10^{-16} \text{sec}$ is the time scale set by the Coulomb energy V_0 at 1 nm. This Δt is checked to be sufficiently small. We choose sufficiently large t_{total} up to $t_{\text{total}} = 2 \times 10^6 \text{ steps} \times \Delta t$ to obtain stable values of τ_N . To determine the clusters at each t , we adopt the algorithm studied in percolation theory [10].

In Fig.4 we plot τ_N vs. N for $k = 0.1V_0$ for $P_0 = 0.3$ and 0.4 . For all the initial conditions, τ_N up to $N \lesssim V/2$

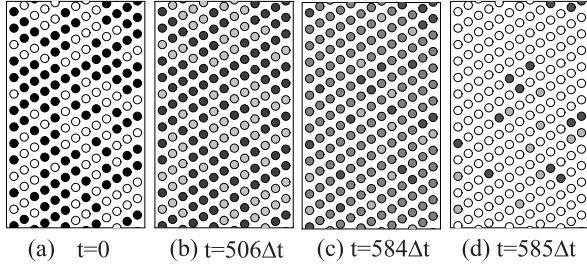


FIG. 3. Snapshots of time evolution of $|C_{i\alpha}|^2$ in a part of a microtubule, where the darkness of each cell represents $|C_{i\alpha}|^2$ between 0 (white) and 1 (black) in gray scales. (a) RIS at $t = 0$, (b) coherent evolution, (c) sufficient number of cells are just in the reset zone (a cluster is formed), (d) most of cells are reset by the GR to $|\beta\rangle$ (white). $k = 0.1V_0$, $N = 200$, $L = 100$.

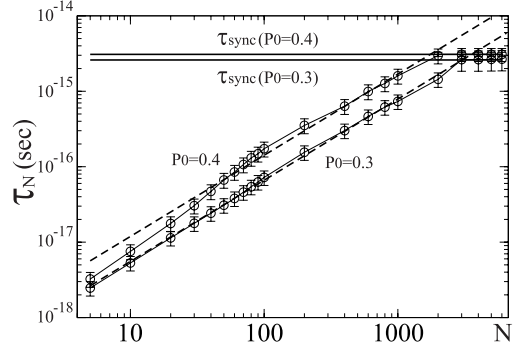


FIG. 4. τ_N vs. N for $k = 0.1V_0$ and $L = 500$ with RIS/LR. The lower (upper) curve is for $P_0 = 0.3$ ($P_0 = 0.4$). Errors are estimated by 20 independent runs. The dashed straight lines show the power law of (6). The horizontal lines show the saturation value τ_{sync} of (8).

can be fitted well by the power law,

$$\tau_N \simeq aN^b, \quad a \simeq 1.02 \times 10^{-3}t_0, \quad b \simeq 1.08 \quad (P_0 = 0.3). \quad (6)$$

Eq.(6) may be explained by adopting the independent oscillator model where $|C_{i\alpha}(t)|^2$ is given by (5). Then the probability p that each $|C_{i\alpha}(t)|^2$ is in the reset zone is $p = 1 - (2/\pi) \cos^{-1}(1 - 2P_0)$. For $P_0 \geq 0.146$, p is below the critical probability $p_c = 0.5$ of the triangular lattice above which percolation takes place [10]. The scaling argument [10] predicts p_N for $p < p_c$ as

$$p_N \propto \sum_{s=N}^{\infty} s^{-\delta} f(z) \propto \begin{cases} N^{-\delta+1}, & (p_c - p)N^\sigma \lesssim 1, \\ e^{-cN}, & (p_c - p)N^\sigma \gtrsim 1, \end{cases} \quad (7)$$

where $f(z)$, $z \equiv (p_c - p)s^\sigma$, is the scaling function and $\delta = 187/91$, $\sigma = 36/91$, $c \propto (p_c - p)^{1/\sigma}$. By assuming $(p_c - p)N^\sigma \lesssim 1$, $\tau_N \propto 1/p_N \propto N^{\delta-1}$ giving us the form of (6) with $b = \delta - 1 = 1.055$.

For $N \gtrsim V/2$, only one cluster is possible and all the cells in it exhibit a synchronized (collective) motion as

$$|C_{i\alpha}|^2 \simeq \rho_{\text{sync}}(t) \equiv \cos^2\left[\frac{k}{h}(t - t_R)\right] \text{ or } \sin^2\left[\frac{k}{h}(t - t_R)\right],$$

$$\tau_N \simeq \tau_{\text{sync}} \equiv \frac{\hbar}{2k} \times \cos^{-1}(1 - 2P_0), \quad (8)$$

as the MFS (5) predicts. Thus $k = 0.1V_0$ is “large”, where the coupling to neighbors via ΔV_{ij}^γ is negligible. The system is in the single-body regime.

On the other hand, for smaller k 's, ΔV_{ij}^γ becomes relevant. In Fig.5 we plot τ_N vs. N at $k = 0.01V_0$, where τ_N shows no saturation. Here each $|C_{i\alpha}(t)|^2$ basically sweeps between 0 and 1 with a basic frequency $\sim k/h$, but is sometimes “pulled back” due to ΔV_{ij}^γ (See Fig.2b). As N increases, τ_N in Fig.5 exhibits a crossover from the power law to the exponential law. We note that, although the tubulins are not independent each other here as explained, Eq.(7) may describe this crossover (with an

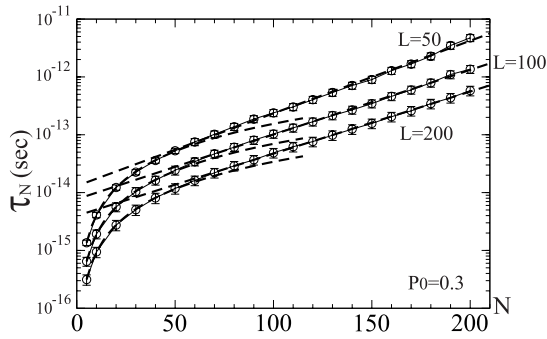


FIG. 5. τ_N vs. N for $k = 0.01V_0$ with RIS/LR. τ_N exhibits a crossover from the power law ($\propto N^{b'}$, $b' \simeq 1.56$; dashed curves) to the exponential law (9) (dashed straight lines).

effective $p_c - p$, etc.). The exponential behavior of Fig.5 is fitted as

$$\tau_N \simeq a' \exp(c'N),$$

$$a' \simeq (0.76 \sim 1.30) \times 10^{-14} \text{ sec}, \quad c' \simeq 0.025 \sim 0.029. \quad (9)$$

To study the condition for τ_N to take realistic values, extremely long runs are required. So let us assume (9) to hold for larger N 's as an asymptotic expression, and extrapolate it to estimate the minimum number of N as

$$\tau_N \gtrsim 10^{-2} \text{ sec} \leftrightarrow N \gtrsim 1100 \text{ for } k = 0.01V_0. \quad (10)$$

Let us study the k -dependence of τ_N in detail. In Fig.6 we plot τ_N vs. k for $N = V$ and $N = 50$. As k decreases, $\tau_{N=V}$ changes its behavior suddenly at the point marked as a with $k = k_a \simeq 0.07V_0$ from the synchronized behavior τ_{sync} of (8) ($k > k_a$) to the behavior of coupled oscillators ($k < k_a$) explained for Fig.5. $\tau_{N=50}$ also starts with τ_{sync} of (8), and at the point b it changes to the power behavior of independent oscillator model of Fig.4. Then, at the point c , τ_N starts to increase by entering into the coupled-oscillator zone as of Fig.5. As $k \rightarrow 0$, τ_N blows up because SS, US, and RIS approach to exact eigenstates of H at $k = 0$; each initial eigenstate has time-independent $|C_{i\alpha}(t)|^2 (= 0, 1)$, hence no reductions are possible.

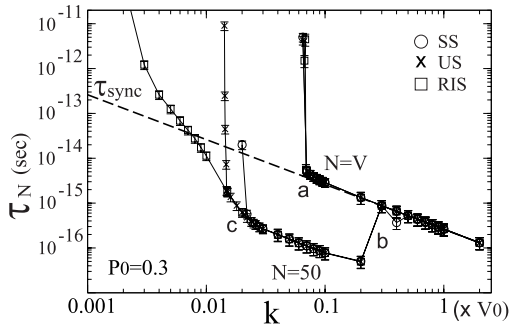


FIG. 6. τ_N vs. k for $L = 200$, $N = 50$ and $N = V$ with LR. Dashed line is τ_{sync} of (8).

The value of k may be estimated by assuming a hydrogen-like wave function $\propto \exp(-|\vec{r} - \vec{r}_{\alpha,\beta}|/\ell)$ for $|\alpha\rangle$ and $|\beta\rangle$ states as

$$k \simeq \frac{\langle \alpha | \frac{e^2}{r-r_\alpha} | \beta \rangle - \langle \alpha | \beta \rangle \langle \alpha | \frac{e^2}{r-r_\beta} | \alpha \rangle}{1 - \langle \alpha | \beta \rangle^2}. \quad (11)$$

Putting $|r_\alpha - r_\beta| = 4\text{nm}$ (Fig.1b), we get $k = 0.0035, 0.01, 0.046, 0.10 \times V_0$ for $\ell = 0.50, 0.61, 1.0, 2.0$ nm, respectively.

In conclusion, we set up a quantum field theory of microtubule and estimate the decoherence time. τ_N exhibits systematic behaviors; the power law in the single-body regime ($k > k_a$) and the exponential law in the many-body regime ($k < k_a$). (We checked the P_0 -dependence of k_a is weak.) τ_N can take arbitrary large values if one imposes unrealistic conditions like $k \rightarrow 0$, $N \rightarrow \infty$, or $P_0 \rightarrow 0.5$. The set of values obtained in (10) seem to be realistic enough. Further experimental studies of microtubules, e.g., determination of k , may lead us to better understanding of their behaviors; We may then be ready to answer some interesting questions like whether they are sitting on “the edge of chaos” discussed in the study of complex systems [11].

We thank Eiichi Shimizu, Fukutaro Sakai, Yoshitake Kuruma, Hisashi Itoh, Hiroyuki Kawasaki, Tsutomu Yamada, Yuki Nakano, and Takashi Odagaki for discussions and correspondences.

-
- [1] J.J.Hopfield, Proc.Natl.Acad.Sci.USA **79**, 2554 (1982).
 - [2] S.R.Hameroff and R.Penrose, J. Consciousness Studies **3**, 36 (1996).
 - [3] S.Rasmussen, H.Karampurwala, R.Vaidyanath, K.S.Jensen, and S.Hameroff, Physica **D42**, 428 (1990).
 - [4] R.Penrose, “Shadows of the mind” (Oxford Univ. Press, 1994).
 - [5] M.Tegmark, Phys.Rev.**E61**, 4194 (2000).
 - [6] S.Hagan, S.R.Hameroff and J.A.Tuszynski, Phys. Rev. **E65**, 061901 (2001).
 - [7] A. Bassi and G. Ghirardi, Phys.Rep.**379**, 257 (2003), and references cited therein.
 - [8] For a similar proposal of internal quantum measurements for each living cell, see J.McFadden, “Quantum Evolution” (Harper Collins, 2000), Chap.11.
 - [9] This is in strong contrast with the related classical antiferromagnetic Ising model on a two-dimensional triangular lattice, which has the huge degeneracy $2^{0.3N}$ calculated in G.H.Wannier, Phys.Rev.**79**, 357 (1950).
 - [10] D.Stauffer and A.Aharony, “Introduction to percolation theory” (Taylor and Francis, 1994).
 - [11] S. Kauffman, “At Home in the Universe: The Search for the Laws of Self-Organization and Complexity” (Oxford Univ. Press, 1995).