

Fast Light in Transient Gain Media

B.D. Clader, Q-Han Park, and J.H. Eberly

Department of Physics and Astronomy, University of Rochester
Rochester, NY 14627 USA

Compiled May 25, 2019

We analyze exact solutions to the equations for the propagation of fast-light pulses through a finite-length resonant gain medium. We find that intrinsic instabilities can be avoided in attaining a substantial peak advance with an ultra-short rather than a long or adiabatic probe. © 2019 Optical Society of America

OCIS codes: (270.5530) Pulse propagation and solitons; (020.1670) Coherent optical effects

Studies of electromagnetically induced transparency (EIT)¹ have suggested ways that a strong laser field can dress a dielectric medium such that a weak probe pulse injected in the dressed medium will exhibit non-standard velocity of propagation.² Many observations of so-called slow light³ and fast light⁴ in such dressed media have been reported. Here the terms fast and slow refer to advanced or retarded propagation of a pulse peak, giving the appearance of pulse propagation faster or slower (specifically much slower) than the group velocity in the same medium without the benefit of dressing.

In the case of fast light, which is our principal concern here, an effective technique⁴ is the manipulation, by strong coupling fields, of the spectral domain between two resonance lines by external *cw* fields to obtain very high dispersion in a very narrow spectral window through which a probe pulse will propagate with strongly altered velocity and anomalously low loss. The narrow spectral window can be obtained in more than one way⁵ but it is a universal feature of recent work and it severely limits the bandwidth of the probe pulse, i.e., forces it to be a *cw* field or nearly so. Noise-related limitations on fast light have also been discussed.⁶ We have considered modifications that may permit narrow-line limitations to be overcome, and we report results of a theoretical study of fast light with very short rather than very long probes. Fast light propagation of short pulses appears feasible with the use of appropriately configured transient gain media, given sufficient attention to natural instabilities.

Fast light is associated with negative group velocities (for reviews and accounts of early experiments see Refs. 7,8). Before 1990 theoretical examinations of this effect in gain media were largely semi-quantitative or numerical (e.g., see 9,10), but propagation studies of superfluorescence by inverse scattering methods gave a number of valuable analytic insights.¹¹ Here we have used an approach that provides analytic expressions for fast probe pulses and is flexible enough to treat different situations of potential experimental interest, including segmented and stacked dielectric media. Our solutions to the coupled nonlinear equations governing near-resonant pulse propagation are valid when probe pulses are short enough to allow upper-level relaxation effects to be ig-

nored. As we mentioned above, this is outside the zone of EIT, which uses long pulses and rapid upper level relaxation to produce a quasi-steady state, but we will show that the substantial pulse advance associated with fast light can still be produced.

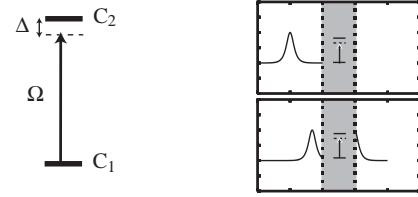


Fig. 1. Two-level atom with level 1 connected to level 2 via the Rabi frequency Ω of a laser field detuned from resonance by an amount Δ , and sketch of significant pulse advance in an inverted two-level gain medium.

To be as simple as possible, we model the dressed medium by a collection of inverted two-level atoms, similar to an approach taken by earlier workers.^{9,10} A typical two-level atom is shown in Fig. 1, and we consider media nominally subject to inhomogeneous broadening. One difference to superfluorescence studies¹¹ is our focus specifically on stimulated rather than spontaneous emission. The Hamiltonian of such a system in the rotating wave picture is given by

$$H = -\frac{\Omega}{2}|1\rangle\langle 2| - \frac{\Omega}{2}|2\rangle\langle 1| + \Delta|2\rangle\langle 2| \quad (1)$$

where $\Omega = 2\mu E/\hbar$ is the Rabi frequency associated with the $1 \rightarrow 2$ transition and for simplicity it is assumed to be real, μ is the dipole matrix element, E is the electric field envelope function, and $\Delta = \omega_{21} - \omega$ is the detuning of the laser below resonance.

We assume an atomic state of the form $|\psi(x, t)\rangle = c_1(x, t)|1\rangle + c_2(x, t)|2\rangle$ with c_1 and c_2 being the corresponding probability amplitudes. Schrödinger's equation along with the Hamiltonian in Eq. (1) then gives

$$\frac{\partial c_1}{\partial t} = i\frac{\Omega}{2}c_2 \quad (2a)$$

$$\frac{\partial c_2}{\partial t} = i\frac{\Omega}{2}c_1 - i\Delta c_2. \quad (2b)$$

Maxwell's equation written in the slowly varying envelope approximation (SVEA) yields an equation for the pulse envelope via the Rabi frequency:

$$\left(c \frac{\partial}{\partial x} + \frac{\partial}{\partial t}\right) \Omega = -ig \langle c_1 c_2^* \rangle \quad (3)$$

$$= -ig \int_{-\infty}^{\infty} d\Delta F(\Delta) c_1 c_2^*$$

where $F(\Delta) = \frac{T_2^*}{\sqrt{2\pi}} e^{-(T_2^* \Delta)^2/2}$, and T_2^* is the inhomogeneous lifetime. The product $gF(0)/c$ is the inhomogeneously broadened Beers absorption coefficient, and $g = N\mu^2\omega/\epsilon_0\hbar$, N is the density of resonant atoms and ω is the probe pulse frequency.

The key differences to EIT theory are evident here – there are no empirical relaxation terms included in the equations above, and there is no coupling laser to a third level. The first is justified by our desire to work with very short pulses, so we are thinking of pulses shorter than upper level dephasing times and lifetimes of say 10 ns. The second is based on the assumption that the conceptually simplest dressing of the medium is partial or complete initial inversion, which we will see to be sufficient for our purpose. All interactions are taken as induced, assuming negligible influence from spontaneous emission on the time scales of interest.

We solve Eqns. (2) and (3) for a medium located between the finite positions x_0 and x_1 . The method we use, a variant of the Bäcklund transformation technique developed by Park and Shin,¹² allows us to find solutions for media that have a variable density of atoms. We have taken the simplest special case, constant N inside the medium and $N = 0$ outside, as is relevant to a short inverted medium.

Before the probe pulse arrives, the state of the atoms in the medium is $|\psi(x, t = -\infty)\rangle = |2\rangle$. The exact SVEA pulse solutions are given by the following segmented expression that nevertheless creates a fully continuous pulse in time and space:

$$\Omega(x, t) = \begin{cases} \frac{2}{\tau} \text{sech} \frac{1}{\tau} \left(t - \frac{x}{c}\right) & x < x_0 \\ \frac{2}{\tau} \text{sech} \frac{1}{\tau} \left(t - \frac{x}{v_g} + \phi_0\right) & x_0 \leq x \leq x_1 \\ \frac{2}{\tau} \text{sech} \frac{1}{\tau} \left(t - \frac{x}{c} + \phi_1\right) & x > x_1, \end{cases} \quad (4)$$

where τ is the nominal probe peak width, and the group velocity of the pulses v_g is given by

$$1 - \frac{c}{v_g} = g \int_{-\infty}^{\infty} F(\Delta) \frac{d\Delta}{\Delta^2 + (1/\tau)^2} \rightarrow g\tau^2, \quad (5)$$

where the final limit applies when $T_2^* \gg \tau$, which accurately describes our case. In general, $v_g > c$ or $v_g < 0$, depending on T_2^* , the width τ of the probe peak and g the atom-field coupling parameter. The constants $\phi_0 = -\tau^2 g x_0/c$ and $\phi_1 = \tau^2 g (x_1 - x_0)/c$ are given in the long T_2^* limit. The corresponding probability amplitudes for the atoms in the medium are given by

$$c_1(x, t) = i \text{sech} \frac{1}{\tau} \left(t - \frac{x}{v_g} + \phi_0\right), \quad (6)$$

and

$$c_2(x, t) = -\tanh \frac{1}{\tau} \left(t - \frac{x}{v_g} + \phi_0\right). \quad (7)$$

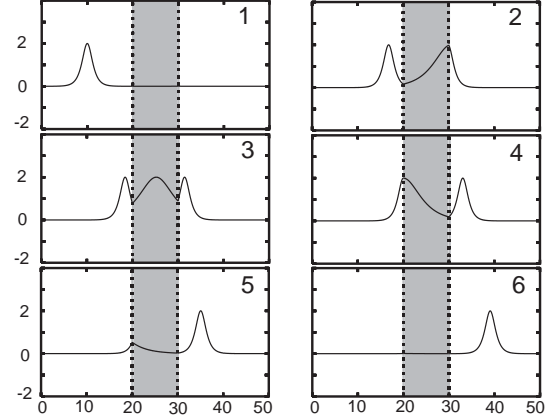


Fig. 2. Snapshots of the analytic solutions given in Eq. (4). The horizontal axis is x in units of $c\tau$. The shaded region indicates the location of the medium, whose features are described in the text. A corresponding example in the EIT long-pulse mode is given as Fig. 15 by Milonni.¹³

The pulse and amplitude solutions for a finite length medium were previously obtained in 14 in the absence of Doppler broadening. Snapshots of Eq. (4) are plotted in Fig. 2. One can clearly see that the pulse entering the medium is advanced – in the third frame an outgoing peak leaves the medium before the input peak enters it. In terms of initial peak widths this peak advance is slightly more than 10 peak widths. In this particular case, the sample was chosen to be Rb vapor, using the D_2 line with these parameters: $T_2^* = 0.733$ ns, $g = 133$ ns⁻² and $\tau = 0.1$ ns, all of which appear to be within experimental reach. They give a Beer's length of $\alpha = (g/c\tau) \int_{-\infty}^{\infty} F(\Delta) d\Delta / (\Delta^2 + (1/\tau)^2) \approx 0.44$ cm⁻¹ and a negative group velocity in the medium of $v_g/c \approx -3.27$, and the medium was taken approximately 15 absorption lengths deep.

The analytic pulse solutions (4) have 2π Area, and thus after interacting with the medium the pulse returns the atoms to their excited state. This is an inherently unstable situation, and the trigger for the instability can come from several mechanisms. By assuming a very short pulse we have eliminated the main ones, which are associated with the medium's relaxation processes. However, we cannot realistically assume infinitely long pulse wings (as in the analytic sech functions), and the finite front edge is an instability trigger that will always be present even if very weak (see 15, 16 for a discussion of the consequences).

To test sensitivity to this remaining and inevitable trigger of instability we have generated numerical solutions to the same set of equations, with the same medium parameters. We used a short enough probe peak

to justify ignoring significant medium relaxation, but we gave the pulse abruptly cut off weak leading and trailing edges. The results are shown in the following figure.

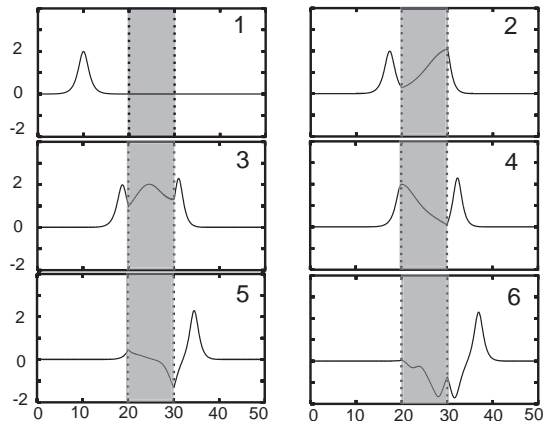


Fig. 3. Snapshots during evolution of the numerical pulse solution to Eqns. (2) and (3) with the same parameters as for Fig. 2, but for a pulse initially entirely outside the medium with abrupt edges at ± 25 units from the peak.

In the snapshots of the numerical solution one again sees in frame 3 an advanced peak leaving the medium before the input peak enters, and there is a clear negative group velocity in the medium. The output pulse is relatively cleanly separated from background, and is essentially identical to that for the analytic solution, in both its extent of advance and in its Area, which is very close to 2π . Additionally one sees that pulse “ringing” trails the advanced pulse. This is radiation arising from the coherence imparted to the medium by the leading edge of the pulse. The pulse must have Area = $\pm\pi$ to satisfy the two-level Area Theorem¹⁷ for a gain medium. Numerical integration confirms that the total Area of the pulse changes from 2π to π upon propagation through the inverted medium. Burnham-Chiao ringing¹⁸ is not visible in Fig. 3, but appears when more frames are included at the end of the figure.

In summary, we have examined the regime of pulse propagation more or less opposite that of EIT, choosing pulses very short compared to medium relaxation times, rather than so long that the medium must be treated in quasi-steady state. We identified the phenomenon of substantial pulse peak advance during propagation, sometimes called the fast light effect, as suitable to test the presence of anomalous velocity effects with short pulses. This required use of a gain medium for this effect gives exact analytic solutions, previously identified in 14, for fully coherent pulse propagation in a finite slab of inverted medium. A substantial peak advance is evident in the solutions. These exact solutions have 2π Area and are able to return the medium to its inverted state at the end of the pulse. However, this process is realistically infeasible, and such exact solutions are well known to be unstable.

These exact solutions served as a template against which more realistic numerical results could be compared. Despite the analytical instability, our results indicate that a substantial pulse advance appears reasonable to achieve. In fact, the propagated peak appeared just as far in advance of the input peak as in the analytic result. The medium chosen for the numerical example was Rb vapor, and it is interesting to note that under the conditions chosen the vapor’s T_2^* was not much different from nominal peak width τ . Thus Doppler broadening, which would be the most important instability-damping effect, was not at all significant in this exercise. An increase in vapor density, or use of other inhomogeneously broadened media, would allow active control of the instability, and lead to a substantial damping of the final state radiation, simply by rapid dephasing of the injected coherence. It appears that experimental study of fast light with pulses several orders of magnitude shorter than studied to date should be accessible.

We wish to thank P.W. Milonni and I.R. Gabitov for useful discussions. Permanent address of Q-Han Park is: Dept. of Physics, Korea University, Seoul, Korea. B.D. Clader acknowledges receipt of a Frank Horton Fellowship from the Laboratory for Laser Energetics, University of Rochester. Research supported by NSF Grant PHY 0456952. D. Clader’s e-mail address is: dclader@pas.rochester.edu.

References

1. S.E. Harris, Phys. Today **50**, 36 (1997).
2. R. Grobe, F.T. Hioe and J.H. Eberly, Phys. Rev. Lett. **73**, 3183 (1994).
3. A. Kasapi, M. Jain, G.Y. Yin, and S.E. Harris, Phys. Rev. Lett. **74**, 2447 (1995).
4. L.J. Wang, A. Kuzmich, and A. Dogariu, Nature (London) **406**, 277 (2000).
5. M.S. Bigelow, N.N. Lepeshkin, and R.W. Boyd, Science **301**, 200 (2003).
6. M.D. Stenner, D.J. Gauthier, and M.A. Neifeld, Nature **425**, 695 (2003).
7. P.G. Kryukov and V.S. Letokhov, Sov. Phys. Usp. **12**, 641 (1970).
8. P.W. Milonni, *Fast light, slow light and left-handed light* (Institute of Physics Publishing, Bristol, 2005).
9. N.G. Basov et. al., Sov. Phys. JETP **23**, 16 (1966).
10. A. Içsevci and W.E. Lamb, Jr., Phys. Rev. **185**, 517 (1969).
11. I.R. Gabitov, V.E. Zakharov, and A.V. Mikhailov, Theor. Math. Phys. **63**, 328 (1985).
12. Q-Han Park and H.J. Shin, Phys. Rev. A **57**, 4643 (1992).
13. P.W. Milonni, J. Phys. B **35**, R31 (2002).
14. A.V. Andreev, Sov. Phys. Usp. **33**, 997 (1990).
15. G.L. Lamb, Jr., Phys. Rev. A **12**, 2052 (1975).
16. I.R. Gabitov and S.V. Manakov, Phys. Rev. Lett. **50**, 495 (1983).
17. S.L. McCall and E.L. Hahn, Phys. Rev. **183**, 457 (1969).
18. D.C. Burnham and R.Y. Chiao, Phys. Rev. **188**, 667 (1969).