

# Quantum Network Coding for General Graphs

KAZUO IWAMA<sup>1\*</sup>

HARUMICHI NISHIMURA<sup>2</sup>

RUDY RAYMOND<sup>3</sup>

SHIGERU YAMASHITA<sup>4†</sup>

<sup>1</sup>School of Informatics, Kyoto University

iwama@kuis.kyoto-u.ac.jp

<sup>2</sup>School of Science, Osaka Prefecture University

hnishimura@mi.s.osakafu-u.ac.jp

<sup>3</sup>Tokyo Research Laboratory, IBM Japan

raymond@jp.ibm.com

<sup>4</sup>Graduate School of Information Science, Nara Institute of Science and Technology

ger@is.naist.jp.

**Abstract.** It is shown that quantum network coding is always possible for a general graph  $G$  if  $G$  has a classical network coding protocol based on the linear operation over  $\mathcal{F}_4$ .

## 1 Introduction

In some cases, digital information flow can be done much more efficiently than conventional (say, liquid) flow. For example, consider the Butterfly network in Fig. 1 having directed links of capacity one and two crossing source-sink pairs  $s_1$  to  $t_1$  and  $s_2$  to  $t_2$ . Apparently, both paths have to go through the single link from  $s_0$  to  $t_0$  and hence the total amount of flow is bounded by one, say  $1/2$  for each pair. For information flow, however, we can send two bits,  $x$  and  $y$ , simultaneously by using the protocol in Fig. 2. Such a protocol has been referred to as *network coding* since its introduction in [2].

In [5], the authors proved that *quantum* network coding (QNC) is possible for the same Butterfly, namely, we can send two *qubits* simultaneously with keeping their fidelity strictly greater than  $1/2$ . They also showed that QNC is no longer possible if we remove two side links ( $s_1$  to  $t_2$  and  $s_2$  to  $t_1$ ). Classical network coding (CNC) for this reduced network is also impossible. Thus, CNC and QNC are closely related in Butterfly and we are naturally interested in a similar relation for general graphs. A typical question to this end, which has been open since [5], is whether QNC is possible for the graph class  $\mathcal{L}_2$  (including Butterfly) which allows CNC by using linear operations over  $\mathbb{F}_2$  at each node. Many examples of graphs in CNC (say, [1, 4]) are in  $\mathcal{L}_2$ .

**Our Contribution.** In this paper, we give a positive answer to this question even for the larger class  $\mathcal{L}_4$  which replaces  $\mathbb{F}_2$  of  $\mathcal{L}_2$  by  $\mathbb{F}_4$ . Note that  $\mathbb{F}_4$  is the unique field over four letters and it is known that  $\mathcal{L}_2 \subsetneq \mathcal{L}_4$  (say, see [6]). For a given  $G$  in  $\mathcal{L}_4$  and a CNC protocol which sends any one of the four elements correctly on each source-sink pair of  $G$ , we can design a QNC protocol which sends an arbitrary qubit similarly with fidelity  $> 1/2$ .

## 2 Basic Idea

We assume the familiarity with the basic of quantum information theory [9]. We represent  $\mathbb{F}_4$  as  $\{00, 01, 10, 11\}$  where  $z_1 z_2$  denotes the element  $z_1 x + z_2$  in  $\mathbb{F}_4 = \mathbb{Z}_2[x]/(x^2 + x + 1)$ , and let  $|\chi(00)\rangle = \cos \tilde{\theta}|0\rangle + e^{i\pi/4} \sin \tilde{\theta}|1\rangle$ ,  $|\chi(01)\rangle = \cos \tilde{\theta}|0\rangle + e^{-3i\pi/4} \sin \tilde{\theta}|1\rangle$ ,  $|\chi(10)\rangle = \sin \tilde{\theta}|0\rangle + e^{-i\pi/4} \cos \tilde{\theta}|1\rangle$ ,  $|\chi(11)\rangle = \sin \tilde{\theta}|0\rangle + e^{3i\pi/4} \cos \tilde{\theta}|1\rangle$  with  $\cos^2 \tilde{\theta} = \frac{1}{2} + \frac{\sqrt{3}}{6}$  (forming a tetrahedron in the Bloch sphere).

\*Supported in part by Scientific Research Grant, Ministry of Japan, 16092101.

†Supported in part by Scientific Research Grant, Ministry of Japan, 16092218.

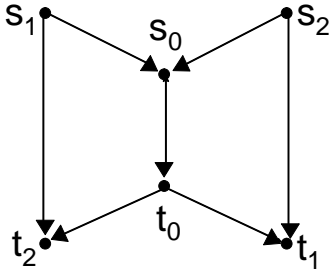


Figure 1

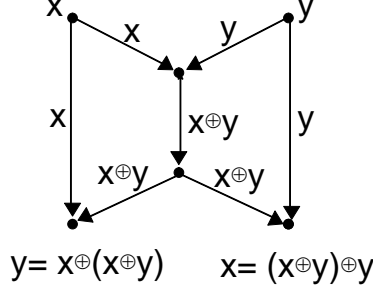


Figure 2

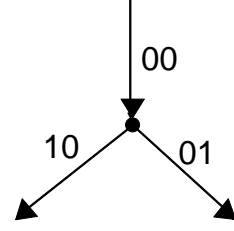


Figure 3

Then, it turns out that one can assume without loss of generality that the input state at each source for the QNC protocol is  $\alpha\chi(X) + (1 - \alpha)\frac{I}{2}$  ( $X \in \{0, 1\}^2$ ), where  $\chi(X) = |\chi(X)\rangle\langle\chi(X)|$ . Thus our goal is to send this state to the sink with fidelity  $> 1/2$ . Now the state has an obvious correspondence to the classical state  $X$ , so the natural idea to design the QNC protocol is just to simulate its (known) classical counterpart. For example, suppose that we have input 00 and outputs 10 and 01 at some node in the CNC protocol (Fig. 3). Then, what we wish to do is to construct two output states  $\alpha_1\chi(10) + (1 - \alpha_1)\frac{I}{2}$  and  $\alpha_2\chi(01) + (1 - \alpha_2)\frac{I}{2}$  as a *tensor product* from a (presumed) input state  $\alpha_0\chi(00) + (1 - \alpha_0)\frac{I}{2}$ .

The major difficulty against this idea is that unnecessary and undesirable entanglement is easily introduced between the two output states, which makes our analysis extraordinarily difficult. The key technique in this paper is “entangle-free cloning (EFC)”, which makes the above transformation (plus a small amount of constant state) possible by taking a full advantage of the fact that we have to deal with only four different states.

### 3 Our Protocol

A *degree-3 (D3)* graph is defined as follows: It has three different kinds of nodes, *folk nodes*, *join nodes*, and *source nodes*, whose (indegree, outdegree) is (1, 2), (2, 1) and (0, 1), respectively. Suppose that a linear CNC protocol  $P_C(G)$  is given for a (general) graph  $G$ . Then without loss of generality we can assume that  $G$  is a D3 graph. (Reason: A “big” node can be decomposed into folk and join nodes. For example, Fig. 4 is the decomposition of a node such that its (indegree, outdegree) is (3, 2) and the linear operations for two outgoing edges are  $f(X, Y, Z) = a_1X + b_1Y + c_1Z$  and  $g(X, Y, Z) = a_2X + b_2Y + c_2Z$ , respectively.) Furthermore, we can also assume that only the copy operation is done at all fork nodes (otherwise, we can delay the operation until the next join nodes). To give our QNC protocol  $P_Q(G)$  which simulates  $P_C(G)$ , therefore, it is enough to describe the operation at the above three different nodes.

**Source Nodes.** We apply the tetra measurement  $TTR$  against the input qubit. Here,  $TTR$  is the POVM defined by  $\{\frac{1}{2}\chi(00), \frac{1}{2}\chi(01), \frac{1}{2}\chi(10), \frac{1}{2}\chi(11)\}$ . Thus the state at each source node can be written in the form of  $a\chi(00) + b\chi(01) + c\chi(10) + d\chi(11)$  with  $a + b + c + d = 1$ . For analysis we can assume that the state is only one of the four states because of linearity (see Sec. 4).

**Join Nodes.** Apply  $TTR$  for the incoming links, obtain  $(X, Y)$  and send  $|f(X, Y)\rangle$  to the outgoing link, where  $f$  is the (linear) operation at the corresponding join node in  $P_C(G)$ .

**Fork Nodes.**  $EFC$  is applied. First obtain  $X \in \{0, 1\}$  by  $TTR$  and let random variable  $(Z_1, Z_2)$  be as follows:  $(X, X)$  with probability  $11/54$ ; each of the forms  $(X, Y)$  or  $(Y, X)$  (6 patterns) with probability  $8/81$  where  $Y$  is a two bit different from  $X$ ; each of the forms  $(Y, Y')$  (6 patterns) with probability  $2/81$  where  $Y'$  is a two bit different from  $X$  and  $Y$ ; each of the forms  $(Y, Y)$  (3

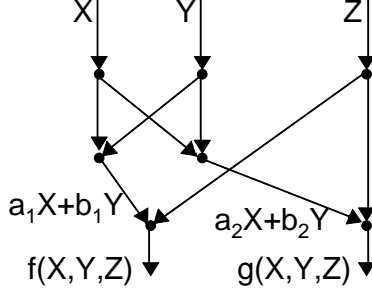


Figure 4

patterns) with probability  $1/54$ . Then, send  $|\chi(Z_1)\rangle$  and  $|\chi(Z_2)\rangle$  to the outgoing links. We can prove (Lemma 4.2) that if the input state is  $|\chi(z_1z_2)\rangle$ , the output state is  $(\frac{1}{9}\chi(z_1z_2) + \frac{8}{9}\frac{\mathbf{I}}{2})^{\otimes 2}$ . (Notice that sending naively  $|\chi(X)\rangle$  and  $|\chi(X)\rangle$  only to the outgoing links would result in a composite state which is far from the tensor product.)

Now we state our main theorem which is implemented by protocol  $P_Q(G)$ .

**Theorem 3.1** *For any graph  $G$  in  $\mathcal{L}_4$ , quantum network coding is possible.*

## 4 Analysis of the Fidelity

In this section, we give a proof of Theorem 3.1.

### 4.1 Overview

We prove that  $P_Q(G)$  correctly simulates  $P_C(G)$  as follows: Focus on an arbitrary source-sink pair  $(s, t)$  and fix each of the other source to an arbitrary state in  $\{\chi(00), \chi(01), \chi(10), \chi(11)\}$ . Let  $\chi(X)$  be the source at  $s$ . Our main lemma (Lemma 4.5) shows that the final state at  $t$  is  $p\chi(X) + (1-p)\frac{\mathbf{I}}{2}$  and that  $p > 0$  is independent of the choice of  $X$  at  $s$  (and the choice of the states at the other source nodes). Then, even if the state at  $s$  is a probabilistic mixture of the four states,  $\rho = a\chi(00) + b\chi(01) + c\chi(10) + d\chi(11)$ , we can see by linearity that the state at  $t$  is  $p\rho + (1-p)\frac{\mathbf{I}}{2}$ . Since we can show (Lemma 4.1) that the TP-CP map induced by  $TTR$  transforms the input qubit  $|\psi\rangle$  at  $s$  to  $\frac{1}{3}|\psi\rangle\langle\psi| + \frac{2}{3}\frac{\mathbf{I}}{2}$  ( $= \rho$ ), the state at  $t$  is written as  $\frac{p}{3}|\psi\rangle\langle\psi| + (1-\frac{p}{3})\frac{\mathbf{I}}{2}$ . Hence we can conclude that the fidelity at  $t$  is  $\frac{1}{2} + \frac{1}{2}\frac{p}{3}$ , which is strictly larger than  $1/2$ . This assures the correctness of  $P_Q(G)$  since the above argument holds for every choice of four states at the other source nodes, that is, for the case that a general qubit is given at each source node.

The most troublesome problem for our main lemma occurs when the fork nodes receive a linear combination of the four states. In this case,  $EFC$  produces a two-qubit state that is not written as a tensor product. In particular, if the input state at a fork node is  $\frac{\mathbf{I}}{2}$ , the output state is  $\frac{1}{81} \sum_{X \in \{0,1\}^2} \frac{\chi(X) \otimes \chi(X)}{4} + \frac{80}{81} \frac{\mathbf{I}}{2}$ . Fortunately, this is a constant state and such a correlation among two (or more) nodes can be taken into consideration in the analysis. In fact, we can show the following fact by an induction on the depth of a node (that is, the maximum length of all the paths from all source nodes to this node) in  $G$ : Each node receives a probabilistic mixture of three types of states, i.e., (i) the *correct state*  $\chi(X)$  where  $X$  is the two bits that the node should receive in  $P_C(G)$ , (ii) the complete mixed state  $\frac{\mathbf{I}}{2}$ , and (iii) what we call the *correlated complete mixed state*. The third type of state is locally  $\frac{\mathbf{I}}{2}$  while it may be correlated with the other qubits. This needs most careful treatment in our proof.

## 4.2 Technical Lemmas

We need the following four lemmas for the proof of Theorem 3.1. The first one is about the tetra measurement  $TTR$ . The following lemma is obtained by a simple calculation.

**Lemma 4.1**  *$TTR$  on  $|\chi(z_1 z_2)\rangle$  produces the two bits  $z_1 z_2$  with probability  $1/2$ , and the other three bits  $z_1 \bar{z}_2, \bar{z}_1 z_2, \bar{z}_1 \bar{z}_2$  with probability  $1/6$ . ( $\bar{z}$  is the negation of the bit  $z$ .) Furthermore, the  $TP$ - $CP$  map induced by  $TTR$ ,  $|\psi\rangle \mapsto \chi(TTR(|\psi\rangle))$ , is  $1/3$ -shrinking, that is,  $\chi(TTR(|\psi\rangle)) = \frac{1}{3}|\psi\rangle\langle\psi| + \frac{2}{3}\frac{I}{2}$ .*

The following two lemmas are about the operation  $EFC$  at the fork nodes. Here, we describe  $EFC$  formally. Most of major quantum clonings such as Buzek-Hillery cloning [3] give us two (or more) copies of any original qubit while their copies are entangled. The cloning  $EFC$  produces two copies each of which is a mixture of the original state (from  $\{|\chi(00)\rangle, |\chi(01)\rangle, |\chi(10)\rangle, |\chi(11)\rangle\}$ ) and the complete mixed state, but they are not entangled.

### Cloning $EFC$ .

Step 1. Apply the tetra measurement on  $|\chi\rangle$ , and obtain the two-bit measurement result  $X \in \{00, 01, 10, 11\}$ .

Step 2. Produce the pairs of two bits  $(Z_1, Z_2)$  from the measurement value  $X$  according to the following probability distribution:  $(X, X)$  with probability  $p_1 = 11/54$ ; each of the forms  $(X, Y)$  or  $(Y, X)$  (6 patterns) with probability  $p_2 = 8/81$  where  $Y$  is a two bit different from  $X$ ; each of the forms  $(Y, Y')$  (6 patterns) with probability  $p_3 = 2/81$  where  $Y'$  is a two bit different from  $X$  and  $Y$ ; each of the forms  $(Y, Y)$  (3 patterns) with probability  $p_4 = 1/54$ .

Step 3. Send  $|\chi(Z_1)\rangle$  and  $|\chi(Z_2)\rangle$  to the two outgoing edges.

**Lemma 4.2**  *$EFC$  on any pure qubit  $|\chi(z_1 z_2)\rangle$  produces the output  $(\frac{1}{9}\chi(z_1 z_2) + \frac{8}{9}\frac{I}{2})^{\otimes 2}$ .*

**Proof.** Notice that  $p_1 + 6p_2 + 6p_3 + 3p_4 = 1$  (the sum of probabilities). Now we assume  $|\chi\rangle = |\chi(00)\rangle$  (the other cases are similar). By Lemma 4.1, we obtain 00, 01, 10, 11 with probabilities  $1/2, 1/6, 1/6, 1/6$ , respectively, at step 1. At step 2, we have 4 patterns of probabilities  $q_1, q_2, q_3, q_4$ :  $q_1$  is the probability that (00, 00) is obtained;  $q_2$  is the probability that one of the forms (00,  $Y$ ) or ( $Y$ , 00) where  $Y \neq 00$  is obtained;  $q_3$  is the probability that one of the forms  $(Y, Y')$  where  $Y \neq Y'$  is obtained;  $q_4$  is the probability that one of the forms  $(Y, Y)$  is obtained. Also, it satisfies  $q_1 + 6q_2 + 6q_3 + 3q_4 = 1$ . By a simple consideration, we can see:

$$\begin{aligned} q_1 &= \frac{1}{2}p_1 + \frac{1}{2}p_4 (= \frac{1}{2}p_1 + \frac{1}{6}p_4 \times 3), & q_2 &= \frac{2}{3}p_2 + \frac{1}{3}p_3 (= \frac{1}{2}p_2 + \frac{1}{6}p_2 + \frac{1}{6}p_3 \times 2) \\ q_3 &= \frac{1}{3}p_2 + \frac{2}{3}p_3 (= \frac{1}{2}p_3 + \frac{1}{6}p_3 + \frac{1}{6}p_2 \times 2), & q_4 &= \frac{1}{6}p_1 + \frac{5}{6}p_4 (= \frac{1}{6}p_1 + \frac{1}{2}p_4 + \frac{1}{6}p_4 \times 2). \end{aligned} \quad (1)$$

By Eq.(1) and the values  $p_1, p_2, p_3, p_4$ , we obtain  $q_1 = (1/3)^2$ ,  $q_2 = (1/3)(2/9)$ , and  $q_3 = q_4 = (2/9)^2$ . Thus, the two-qubit state sent to the two outgoing links is

$$\begin{aligned} &(1/3)^2\chi(00) \otimes \chi(00) + (1/3)(2/9)\chi(00) \otimes \chi(01) + (1/3)(2/9)\chi(00) \otimes \chi(10) + (1/3)(2/9)\chi(00) \otimes \chi(11) \\ &(2/9)(1/3)\chi(01) \otimes \chi(00) + (2/9)^2\chi(01) \otimes \chi(01) + (2/9)^2\chi(01) \otimes \chi(10) + (2/9)^2\chi(01) \otimes \chi(11) \\ &(2/9)(1/3)\chi(10) \otimes \chi(00) + (2/9)^2\chi(10) \otimes \chi(01) + (2/9)^2\chi(10) \otimes \chi(10) + (2/9)^2\chi(10) \otimes \chi(11) \\ &(2/9)(1/3)\chi(11) \otimes \chi(00) + (2/9)^2\chi(11) \otimes \chi(01) + (2/9)^2\chi(11) \otimes \chi(10) + (2/9)^2\chi(11) \otimes \chi(11), \end{aligned}$$

which equals

$$\left( \frac{1}{3}\chi(00) + \frac{2}{9}\chi(01) + \frac{2}{9}\chi(10) + \frac{2}{9}\chi(11) \right)^{\otimes 2}.$$

\	00	01	10	11
00	00	00	00	00
01	00	01	10	11
10	00	10	11	01
11	00	11	01	10

Table 1: Multiplicative operation over  $\mathbb{F}_4$

$z_1 z_2 \backslash w_1 w_2$	00	01	10	11
00	00	11	01	10
01	01	10	00	11
10	10	01	11	00
11	11	00	10	01

Table 2: Operation  $01 \cdot z_1 z_2 + 11 \cdot w_1 w_2$

Noting that  $\chi(00) + \chi(01) + \chi(10) + \chi(11) = 2\mathbf{I}$ ,

$$\frac{1}{3}\chi(00) + \frac{2}{9}\chi(01) + \frac{2}{9}\chi(10) + \frac{2}{9}\chi(11) = \frac{1}{9}\chi(00) + \frac{8}{9}\frac{\mathbf{I}}{2}.$$

Thus, we can verify that the two-qubit state is what we desired.  $\square$

**Lemma 4.3** Assume that  $\frac{\mathbf{I}}{2}$  is sent to a fork node. Then, the 2-qubit output state is  $\frac{1}{81} \sum_{x_1 x_2} \frac{\chi(x_1 x_2) \otimes \chi(x_1 x_2)}{4} + \frac{80}{81} \left(\frac{\mathbf{I}}{2}\right)^{\otimes 2}$ .

**Proof.** By Lemma 4.2 *EFC* on input  $\chi(x_1 x_2)$  produces  $(\frac{1}{9}\chi(x_1 x_2) + \frac{8}{9}\frac{\mathbf{I}}{2})^{\otimes 2}$ . Noting that  $\frac{\mathbf{I}}{2} = \frac{1}{4} \sum_{x_1 x_2} \chi(x_1 x_2)$ , the linearity leads to the output  $\frac{1}{4} \sum_{x_1 x_2} (\frac{1}{9}\chi(x_1 x_2) + \frac{8}{9}\frac{\mathbf{I}}{2})^{\otimes 2}$ . Using  $\frac{\mathbf{I}}{2} = \frac{1}{4} \sum_{x_1 x_2} \chi(x_1 x_2)$  again, this can be rewritten as

$$\begin{aligned} \frac{1}{4} \sum_{x_1 x_2} \left( \frac{1}{9}\chi(x_1 x_2) + \frac{8}{9}\frac{\mathbf{I}}{2} \right)^{\otimes 2} &= \frac{1}{81} \sum_{x_1 x_2} \frac{1}{4} \chi(x_1 x_2) \otimes \chi(x_1 x_2) + 2 \cdot \frac{8}{81} \cdot \frac{1}{4} \sum_{x_1 x_2} \chi(x_1 x_2) \otimes \frac{\mathbf{I}}{2} + \frac{64}{81} \left(\frac{\mathbf{I}}{2}\right)^{\otimes 2} \\ &= \frac{1}{81} \sum_{x_1 x_2} \frac{\chi(x_1 x_2) \otimes \chi(x_1 x_2)}{4} + \frac{80}{81} \left(\frac{\mathbf{I}}{2}\right)^{\otimes 2}. \end{aligned}$$

$\square$

Before the fourth lemma, we represent an operation on  $\mathbb{F}_4$  as a  $4 \times 4$  matrix. The finite field  $\mathbb{F}_4$  is the field with only four elements, and it is represented by  $\mathbb{F}_2[x]/(x^2 + x + 1) = \{0, 1, x, x + 1\}$ . We represent the elements  $0, 1, x, x + 1$  of the field  $\mathbb{F}_4$  by the two bits  $00, 01, 10, 11$ , respectively. Note that the additive operation is the EX-OR over the two bits, and the multiplicative operation is represented as Table 1. We express a function  $f$  that maps  $(x, y) \in \mathbb{F}_4 \times \mathbb{F}_4$  to a linear combination  $\alpha x + \beta y \in \mathbb{F}_4$  with  $\alpha, \beta \in \mathbb{F}_4$  by the  $4 \times 4$  matrix  $M_f = (f(x, y))$ . For example, see Figure 2 for the case where  $\alpha = 01$  and  $\beta = 11$ . In what follows, we assume that the operation at any join node depends on both inputs, i.e.,  $\alpha, \beta \neq 00$  because even if  $\alpha = 0$  or  $\beta = 0$ , the analysis is similar (and simpler). Now we state the fourth lemma for the join nodes.

**Lemma 4.4** Assume that  $\rho_1$  and  $\rho_2$  are sent to a join node whose operation is  $f(X, Y) = \alpha X + \beta Y$  with  $\alpha, \beta \neq 00$ . Then, we have:

- (1) If  $\rho_1 = \chi(x_1 x_2)$  and  $\rho_2 = \chi(y_1 y_2)$  the output state is  $\frac{1}{9}\chi(f(x_1 x_2, y_1 y_2)) + \frac{8}{9} \left(\frac{\mathbf{I}}{2} \otimes \frac{\mathbf{I}}{2}\right)$ .
- (2) If at least one of  $\rho_1$  and  $\rho_2$  is  $\mathbf{I}/2$ , the output state is  $\mathbf{I}/2$ .

**Proof.** (1) By Lemma 4.1, *TTR* on  $\chi(x_1 x_2)$  produces two bits  $x_1 x_2, x_1 \bar{x}_2, \bar{x}_1 x_2, \bar{x}_1 \bar{x}_2$  with probabilities  $1/2, 1/6, 1/6, 1/6$ , respectively. The tetra measurement on  $\chi(y_1 y_2)$  is similar. By the calculation of  $f(X, Y)$ , we obtain the “correct” value  $z_1 z_2 = f(x_1 x_2, y_1 y_2)$  with probability  $1/3 = (1/2)^2 + 3 \times (1/6)^2$  since the correct value appears one by one in each row and each column of the  $4 \times 4$  matrix  $M_f = (f(X, Y))$ , where the index  $x_1 x_2$  ( $y_1 y_2$  resp.) of the “correct” row (column, resp.)

was obtained with probability  $1/2$  and the other indices were obtained with probability  $1/6$  for each. The property of  $M_f$  is guaranteed since  $\alpha, \beta \neq 00$  and  $\mathbb{F}_4$  is a finite field. For the same reason, the other values  $z_1 \bar{z}_2, \bar{z}_1 z_2, \bar{z}_1 \bar{z}_2$  are obtained with probability  $2/9 = 2 \times (1/2)(1/6) + 2 \times (1/6)^2$ . Thus, we finally obtain the state

$$\frac{1}{3}\chi(z_1 z_2) + \frac{2}{9}(\chi(z_1 \bar{z}_2) + \chi(\bar{z}_1 z_2) + \chi(\bar{z}_1 \bar{z}_2)) = \frac{1}{9}\chi(f(x_1 x_2, y_1 y_2)) + \frac{8}{9}\frac{\mathbf{I}}{2}.$$

(2) This also comes from the property of the  $4 \times 4$  matrix  $M_f$  like the proof of statement (1).

□

### 4.3 Correctness of $P_Q(G)$

We want to show that  $P_Q(G)$  is a QNC protocol on a 3D network  $G$  that has a linear CNC protocol  $P_C(G)$  on  $\mathbb{F}_4$ . For this purpose, we assume that the states sent from all the sources to the next nodes are  $\chi(X_1), \dots, \chi(X_l)$  (which we call the *pseudo sources*) where  $X_1, X_2, \dots, X_l \in \{0, 1\}^2$  and  $l$  is the number of the sources. We show the following main lemma.

**Lemma 4.5** *When a sink  $t$  requires  $\chi(X_j)$ ,  $P_Q(G)$  produces the output  $\rho_t = p_t \chi(X_j) + (1 - p_t) \frac{\mathbf{I}}{2}$  where  $p_t > 0$  is independent of the pseudo sources, that is the values of  $X_1, \dots, X_l$ .*

As seen in Sec. 4.1, Lemma 4.5 implies that the final state of any sink that requires any source  $|\psi\rangle$  is  $\frac{p_t}{3}|\psi\rangle\langle\psi| + (1 - \frac{p_t}{3})\frac{\mathbf{I}}{2}$ . This completes the proof of Theorem 3.1.

We prove Lemma 4.5 by induction on the depth of nodes. Here, the *depth* of all the sources is 0, and the depth of a node  $u$  is  $d$  if the maximum length of all paths from all sources to  $u$  is  $d$ . We introduce the following condition (which we call condition QSC, an abbreviation of “quantum simulation condition”): (QSC-1) The state sent from the node includes only the three types of states: the *correct* state  $\chi(z_1 z_2)$  at the node with probability  $p_1$ , the *complete mixed* state  $\mathbf{I}/2$  with probability  $p_2$ , and *correlated complete mixed states*  $\chi(W_1 W_2)$  with probability  $p_3(W_1 W_2)$  where each variable  $W_1 W_2$  is written as  $W_1 W_2 = \sum_i \alpha_i X_1^i X_2^i + z_1 z_2$  with random variables  $X_1^i X_2^i$  and the correct index  $z_1 z_2$ . (QSC-2) the probabilities  $p_1, p_2, p_3(W_1 W_2)$  are independent of the pseudo sources. (QSC-3)  $p_1 > 0$ . Here, the correct index  $z_1 z_2$  is the two-bit value that  $P_C(G)$  should send from this node, and the correct state is the state with the correct index. Each  $X_1^i X_2^i$  is a *complete random variable*, which is a random variable that takes each two-bit value with probability  $1/4$ . It occurs at some fork node before the node (as seen at the analysis of nodes of depth 2). Note that  $\chi(X_1 X_2)$  is seen as  $\mathbf{I}/2$  locally, but we distinguish it from  $\mathbf{I}/2$ . It is because  $\chi(X_1 X_2)$  may be classically correlated to a state at another node, while we want to mean that  $\mathbf{I}/2$  is independent of the other nodes. Thus, we call a type of state  $\chi(W_1 W_2)$  a *correlated complete mixed state*.

#### 4.3.1 Induction: Depth 1

First, consider a node of depth 1, which has the two cases.

(Case 1-a: The node is a fork one.) Let  $\chi(x_1 x_2)$  be the source received at the node. By *EFC* the state  $(\frac{1}{9}\chi(x_1 x_2) + \frac{8}{9}\frac{\mathbf{I}}{2})^{\otimes 2}$  is sent to the next two nodes. Note that it is the probabilistic mixture of the original state  $\chi(x_1 x_2)$  and the complete mixed state  $\frac{\mathbf{I}}{2}$ .

(Case 1-b: The node is a join one.) The node receives the two sources  $\chi(x_1 x_2)$  and  $\chi(y_1 y_2)$ . Let  $f$  be the operation at the node. Then, by Lemma 4.4 we obtain  $\frac{1}{9}\chi(f(x_1 x_2, y_1 y_2)) + \frac{8}{9}\frac{\mathbf{I}}{2}$ , which is a probabilistic mixture of the correct state and  $\frac{\mathbf{I}}{2}$ .

Clearly, both cases satisfy QSC.

### 4.3.2 Induction: Depth 2

Next, we consider a node of depth 2, which produces the third type of state  $\chi(W_1W_2)$ .

(Case 2-a: The node is a fork one.) The node receives two kinds of states from nodes of depth at most 1: the correct state  $\chi(z_1z_2)$  and  $\frac{I}{2}$ . They are received with some probability independent of the pseudo sources, and the correct state is received with a positive probability. The correct state is proceeded as case (1-a). On the contrary, by Lemma 4.3 the mixed state  $I/2$  is changed to the two-qubit state  $\frac{1}{81} \sum_{x_1x_2} \frac{\chi(x_1x_2) \otimes \chi(x_1x_2)}{4} + \frac{80}{81} (\frac{I}{2} \otimes \frac{I}{2})$ . It can be considered as a probabilistic mixture of  $\frac{1}{4} \sum_{x_1x_2} \chi(x_1x_2 + z_1z_2) \otimes \chi(x_1x_2 + z_1z_2)$  and  $(\frac{I}{2})^{\otimes 2}$ . Considering the state of one outgoing edge, the latter is  $I/2$ . The former can be regarded as  $\chi(X_1X_2 + z_1z_2)$  with a complete random variable  $X_1X_2$ .

(Case 2-b: The node is a join one.) The node receives a pair from the following two kinds of states under some probabilities independent of the pseudo sources; correct state (from an incoming link) and  $I/2$ . If the node receives the pair of two correct states, by Lemma 4.4(1) it produces the correct state with non-zero probability 1/9 and  $I/2$  with probability 8/9. Otherwise, one of the incoming states is  $I/2$ . Then, the output is also  $I/2$  by Lemma 4.4(2).

Again, it is easy to see that QSC holds in both cases.

### 4.3.3 Induction: Depth $d$

Now, we show that QSC holds for any node at depth  $d$  under the assumption that QSC holds for depth  $\leq d-1$ .

(Case d-a: The node is a fork one.) The node receives three kinds of states: the correct state  $z_1z_2$ ,  $I/2$ , and a correlated complete mixed state  $\chi(W_1W_2)$ . To show QSC, it suffices to check that QSC-1 and QSC-2 hold in the case where each kind of state is given to this node, and that QSC-3 hold in the case where the correct state is given to this node. This is due to the following reason. By induction the probabilities that the three kinds of states are given to this node are independent of the pseudo sources. Thus, QSC-1 and QSC-2 hold for the probabilistic mixture of the three kinds of states that the node receives. Moreover, QSC-3 also holds by induction. We have already seen the process for the first two kinds of states at case (2-a): QSC holds in the case where the first kind of state is given, and QSC-1 and QSC-2 hold in the case where the second kind of state is given. Thus, the analysis of case (d-a) will finish when QSC-1 and QSC-2 hold in the third kind of states. The third type of state  $\chi(W_1W_2)$  is locally seen as  $I/2$ , which is changed to the two-qubit state  $\frac{1}{81} \sum_{x_1x_2} \frac{\chi(x_1x_2) \otimes \chi(x_1x_2)}{4} + \frac{80}{81} (\frac{I}{2} \otimes \frac{I}{2})$  by Lemma 4.3. It is a probabilistic mixture of  $\frac{1}{4} \sum_{x_1x_2} \chi(x_1x_2 + z_1z_2) \otimes \chi(x_1x_2 + z_1z_2)$  and  $(I/2)^{\otimes 2}$ . Thus, the state sent from this node is a probabilistic mixture of  $I/2$  and  $\chi(X_1X_2 + z_1z_2)$  with a complete random variable  $X_1X_2$  that newly occurs at this node. This guarantees QSC-1 in the case of the third kind of state. It is easy to check that QSC-2 also holds.

(Case d-b: The node is a join one.) Let  $f(X, Y) = \gamma X + \delta Y$  be the operation at the node, where  $\gamma, \delta \neq 00$ . The node receives three kinds of states: the correct state  $\chi(z_1z_2)$ ,  $I/2$ , and correlated complete states  $\chi(\sum_i \alpha_i X_1^i X_2^i + z_1z_2)$  with complete random variables  $X_1^i X_2^i$  and the correct state  $\chi(z_1z_2)$ . This case has four subcases according to two received states.

(Subcase d-b-1: One of the two states is  $I/2$ .) By Lemma 4.3 the tetra measurement on  $I/2$  gives us a complete random variable  $X$ . Using the property of  $M_f$  as the proof of Lemma 4.4, we can see that, for any fixed value  $y$ ,  $f(X, y)$  is another complete random variable  $Z$ . This means that the classical value by  $f$  is a new complete random variable, which is independent of the other node. Thus, the output state of this node is  $I/2$ . Clearly, QSC-1 and QSC-2 hold in this subcase.

(Subcase d-b-2: Both states are correct ones.) This subcase is the same as case (2-b). It

produces a probabilistic mixture of a correct state and  $\mathbf{I}/2$ . Note that the mixture includes the correct state with a non-zero probability. Moreover, this probability is independent of the pseudo sources since it is decided by the probabilistic weights of the two previous correct states, which are independent of the pseudo sources by induction hypothesis. That is, QSC holds in this subcase.

(Subcase d-b-3: The two states are a correct one and a correlated complete mixed one.) By Lemma 4.1,  $TTR$  on the correct state  $\chi(z_1 z_2)$  gives us the correct index  $z_1 z_2$  with probability  $1/2$  and the other indices with probability  $1/6$  for each. This probability distribution is considered as the probabilistic mixture of the correct index  $z_1 z_2$  (with probability  $1/3$ ) and the complete random variable (with probability  $2/3$ ). Next, we consider the tetra measurement on the correlated complete mixed state  $\chi(W_1 W_2)$  where  $W_1 W_2 = \sum_i \alpha_i X_1^i X_2^i + w_1 w_2$  and  $w_1 w_2$  is the correct index (that is sent to the same node in  $P_C(G)$ ). Then, we receive the probability mixture of the index  $W_1 W_2$  (with probability  $1/3$ ) and the complete random variable (with probability  $2/3$ ). By a similar consideration to Lemma 4.4(2), we can see that the application of  $f$  produces the complete random variable if one of the results of two tetra measurements is the complete random variable. It induces  $\mathbf{I}/2$  by the final process of this node. If we obtain the indices  $z_1 z_2$  and  $W_1 W_2$ , by linearity the calculation of  $f$  gives us

$$f(z_1 z_2, W_1 W_2) = \gamma z_1 z_2 + \delta \left( \sum_i \alpha_i X_1^i X_2^i + w_1 w_2 \right) = \sum_i \beta_i X_1^i X_2^i + f(z_1 z_2, w_1 w_2),$$

where  $\beta_i = \alpha_i \delta$ . It induces  $\chi(W'_1 W'_2)$  where  $W'_1 W'_2 = \sum_i \beta_i X_1^i X_2^i + f(z_1 z_2, w_1 w_2)$ . Noting that  $f(z_1 z_2, w_1 w_2)$  is the correct index sent from this node, we have obtained the correlated complete mixed state. Similar to case (d-b-2), we can see that the probability that each type of states is obtained is independent of the pseudo sources. Therefore, QSC-1 and QSC-2 hold in this subcase.

(Subcase d-b-4: Both states are correlated complete mixed ones.) Let  $\chi(W_1 W_2)$  and  $\chi(V_1 V_2)$  be the received two states at this node. Here,  $W_1 W_2 = \sum_i \alpha_i X_1^i X_2^i + w_1 w_2$  and  $V_1 V_2 = \sum_i \beta_i Y_1^i Y_2^i + v_1 v_2$ , and  $X_1^i X_2^i$  and  $Y_1^j Y_2^j$  are the complete random variables that occur at some previous fork nodes, and  $w_1 w_2$  and  $v_1 v_2$  are the correct states (that should be received at this node in  $P_C(G)$ ). Note that  $X_1^i X_2^i$  and  $Y_1^j Y_2^j$  may be the same variable for some  $i, j$ , which means that they are the pair that occurred at the same fork node by applying  $EFC$  on  $\mathbf{I}/2$  or some correlated complete mixed state.  $TTR$  on  $\chi(W_1 W_2)$  ( $\chi(V_1 V_2)$ , resp.) gives us the probabilistic mixture of the index  $W_1 W_2$  ( $V_1 V_2$ , resp.) with probability  $1/3$  and the complete random variable with probability  $2/3$ . As seen in case (b-3), the calculation of  $f$  produces the complete random variable if one of the results of two tetra measurements is the complete random variable. It induces  $\mathbf{I}/2$  by the final process of this node. The remaining case is when we obtain  $W_1 W_2$  and  $V_1 V_2$ . Then, the calculation of  $f$  gives us

$$f(W_1 W_2, V_1 V_2) = \gamma W_1 W_2 + \delta V_1 V_2 = \sum_i \alpha_i \gamma X_1^i X_2^i + \sum_j \beta_j \delta Y_1^j Y_2^j + f(w_1 w_2, v_1 v_2). \quad (2)$$

Since  $f(w_1 w_2, v_1 v_2)$  is the correct state sent from this node, Eq.(2) can be considered as a correlated complete mixed state as long as all the variables do not disappear. Otherwise (that is, the identity  $\sum_i \alpha_i \gamma X_1^i X_2^i + \sum_j \beta_j \delta Y_1^j Y_2^j = 0$  holds), we obtain the correct state  $f(w_1 w_2, v_1 v_2)$ . Thus, we obtain a correlated complete state or the correct state. The probability that the identity holds is independent of the pseudo sources. This is because: (1) The probability that each complete random variable occurs depends on the probability that each previous fork node receives  $\mathbf{I}/2$  or some correlated complete mixed state, which is independent of the pseudo sources by induction hypothesis. (2) The obtained formula  $\sum_i \alpha_i \gamma X_1^i X_2^i + \sum_j \beta_j \delta Y_1^j Y_2^j$  is also independent of the pseudo sources. Therefore, by a similar consideration to cases (d-b-2) and (d-b-3), we can see that the probability that each



types of states is obtained is independent of the pseudo sources. This means that QSC-1 and QSC-2 hold in this subcase.

By the observation of the four subcases, we can see that QSC-1 and QSC-2 hold for case (d-b) since by induction hypothesis the probabilities that these four subcases occur are independent of the pseudo sources. Moreover, by induction hypothesis case (d-b-2) happens with a non-zero probability, which guarantees QSC-3. Thus, we have shown that QSC holds for case (d-b).

#### 4.3.4 Proof of Lemma 4.5

Now we have shown that QSC holds in all the cases at depth  $d+1$  under the assumption that QSC holds for the nodes at depth  $\leq d$ . By induction, this means that QSC holds at every sink. Recall that any correlated complete mixed state gives us  $\mathbf{I}/2$  at a sink. Since QSC assures that the correct state is included in the final state at the sink with probability  $p > 0$ , the following lemma shows that the fidelity at the sink is  $1/2 + p/2$ .

**Lemma 4.6** *Given  $\rho = p\chi(r_1r_2) + (1-p)\frac{\mathbf{I}}{2}$ ,  $F(\chi(r_1r_2), \rho) = 1/2 + p/2$ .*

QSC assures that its fidelity  $p$  is independent of the pseudo sources. This completes the proof of Lemma 4.5

## 5 Concluding Remarks

The converse direction, i.e., whether we can derive a CNC protocol from a QNC protocol is still open, while our conjecture is positive.

## References

- [1] M. Adler, N. J. Harvey, K. Jain, R. D. Kleinberg, and A. R. Lehman. On the capacity of information networks. *Proc. 17th ACM-SIAM SODA*, pp.241–250, 2006.
- [2] R. Ahlswede, N. Cai, S.-Y. R. Li, and R. W. Yeung. Network information flow. *IEEE Transactions on Information Theory* **46** (2000) 1204–1216.
- [3] V. Bužek and M. Hillery. Quantum copying: Beyond the no-cloning theorem. *Phys. Rev. A* **54** (1996) 1844–1852.
- [4] N. J. Harvey, R. D. Kleinberg, and A. R. Lehman. Comparing network coding with multicommodity flow for the  $k$ -pairs communication problem. MIT LCS Technical Report 964, September 2004.
- [5] M. Hayashi, K. Iwama, H. Nishimura, R. Raymond, and S. Yamashita. Quantum network coding. Talk at *9th Workshop on Quantum Information Processing*, 2006. Preprint available at quant-ph/0601088, January 2006.
- [6] A. R. Lehman. *Network Coding*. PhD thesis, MIT, 2005.
- [7] D. Leung, J. Oppenheim, and A. Winter. Quantum network communication –the butterfly and beyond. Preprint available at quant-ph/0608233, August 2006.
- [8] S.-Y. R. Li, R. W. Yeung, and N. Cai, Linear network coding. *IEEE Transactions on Information Theory* **49** (2003) 371–381.
- [9] M. A. Nielsen and I. L. Chuang. *Quantum Computation and Quantum Information*, Cambridge, 2000.
- [10] Y. Shi and E. Soljanin. On multicast in quantum network. *Proc. 40th Annual Conference on Information Sciences and Systems*, 2006.