

Laser cooling of single trapped atoms to the ground state: a dark state in position space

G. Morigi, J.I. Cirac, K. Ellinger and P. Zoller
*Institut für Theoretische Physik, Universität Innsbruck,
A-6020 Innsbruck, AUSTRIA*

We propose a scheme that allows to laser cool trapped atoms to the ground state of a one-dimensional confining potential. The scheme is based on the creation of a dark state by designing the laser profile, so that the hottest atoms are coherently pumped to another internal level, and then re-pumped back. The scheme works beyond the Lamb-Dicke limit. We present results of a full quantum treatment for a one-dimensional model.

I. INTRODUCTION

The ultimate goal of laser cooling of neutral atoms stored in a trapping potential is the cooling to the vibrational ground state. This is of interest in the context of observing effects related to quantum statistical properties of atoms [1] and object of present experimental investigations [2,3]. The hope is that these efforts might ultimately open a second route to Bose-Einstein condensation of dilute gases [4,5].

Laser cooling to the ground state of a trap has been achieved experimentally for single trapped ions, using sideband cooling techniques [6] in the Lamb-Dicke limit [7,8]. Sideband cooling is based on the selective laser excitation of the low-frequency sideband in a harmonic trap, leading to optical pumping into the vibrational ground state. The requirements are that the motional sidebands are spectroscopically resolved (which is achieved in the strong confinement limit), and that the spatial dimension of the ground state a_0 is much smaller than the wavelength of the cooling laser λ (in order to avoid the heating produced by spontaneous emission). This latter condition is represented by the relation $\eta \ll 1$, where η is the Lamb-Dicke parameter $\eta = 2\pi a_0/\lambda$. In one of our recent publications [9], we have discussed extensions of sideband cooling beyond the Lamb-Dicke regime. Over the last few years other laser cooling techniques have been developed, which achieve ground state cooling in trapping potential and which were originally developed for free atoms [2,3,10]. In particular, for free atoms they have allowed to achieve temperatures below the recoil limit $E < E_R$, corresponding to an atomic de Broglie wavelength larger than the wavelength of the light λ . This has been obtained experimentally, by optical pumping into a velocity selective dark state [11], or by cooling with a sequence of shaped Raman pulses where

the frequency spectrum of the light is tailored so that atoms with near zero velocity are no longer excited [12]. These subrecoil cooling techniques as well as sideband cooling are all versions of "dark state cooling". The fundamental idea is the decoupling of a quantum state from radiation, and the accumulation of atoms in this state by spontaneous emission. The dark state condition can be created with various mechanisms; in sideband cooling, the trap ground state is dark because it is off-resonant from any other state, since the laser is tuned to the red motional sideband. The free particle subrecoil cooling schemes, instead, use dark states in momentum space.

In the present paper we will discuss a cooling scheme which is based on the creation of a *dark state in position space* with the help of an appropriate spatial profile of the cooling laser, so that this state (typically the ground state of the trap) is not or only weakly excited by the laser [13]. This condition can be realized, for example, using the laser in the doughnut mode [14] with the axis aligned with one of the trap axis. In particular, this cooling mechanism works for Lamb-Dicke parameters $\eta \geq 1$, and outside of the strong confinement regime (i.e. when the sidebands are not spectroscopically resolved). We will show that the cooling scheme is quite efficient, allowing to cool a significant fraction of atoms to the ground state of a trapping potential. The model we will consider is one-dimensional, but the scheme is readily extended to two and three-dimensional situations.

The paper is organized as follows. In Sec. IIA, we describe qualitatively the cooling scheme. In Sec. IIB we develop the Master Equation describing the system dynamics, and in IIC we discuss the existence of a stationary solution. In Sec. III we present the numerical results, obtained by taking a laser intensity profile corresponding to a doughnut mode with: (i) atoms trapped by an harmonic oscillator, and (ii) atoms trapped by another confining potential. In this last case, the efficiency of the cooling mechanism is improved.

II. THE MODEL

A. The laser cooling scheme

We consider laser cooling in a three-level Λ -system, as illustrated in Fig. 1. We denote by $|g\rangle$ and $|e\rangle$ atomic ground (or metastable) states which are connected to the excited state $|r\rangle$ by dipole transitions. The atoms are confined in a one-dimensional harmonic potential with

oscillation frequency ν . The quantized trap levels will be denoted by $|n\rangle$.

The laser cooling scheme consists of the repetition of a sequence of three pulses. In a *first step*, atoms in $|g\rangle$ are coherently transferred to the state $|e\rangle$ by an off-resonant Raman pulse (Fig. 1a). The purpose of this pulse is to excite atoms which are not in the ground state of the trapping potential. This is achieved by assuming a spatial distribution of the laser which has essentially zero intensity in a the region where the ground state wavefunction $|g, 0\rangle$ takes on appreciable values. On the other hand, the spatial distribution of atoms in excited trap states overlaps with the laser light so that these atoms will be transferred to the state $|e\rangle$. The *second step* consists of laser cooling of atoms in state $|e\rangle$, thermalizing the atomic center of mass distribution to a few recoil energies E_R (Fig. 1b). This is achieved by coupling $|e\rangle$ to other internal atomic levels employing one of the standard laser cooling schemes (e.g. polarization gradient cooling) [15]. This is used to provide a mechanism for confinement of atoms in a finite range of trapping levels,. In a *third step* atoms are optically pumped into $|g\rangle$ using a laser tuned on resonance to the transition $|e\rangle \rightarrow |r\rangle$ followed by spontaneous transition to $|g\rangle$ (Fig 1c). We assume that the branching ratio between the decay channels $|r\rangle \rightarrow |g\rangle$ and $|r\rangle \rightarrow |e\rangle$ is large, so that we can safely neglect the latter decay channel. Atoms decaying from $|r\rangle$ to the ground state $|g\rangle$ will be distributed over a range of trap levels of the order of a recoil energy, including the ground state $|g, 0\rangle$. Repetition of this cooling cycle will accumulate atoms in the spatial dark state $|g, 0\rangle$.

B. Master Equation

We give here the master equation describing the evolution of the system during the sequence of pulses. Let ρ be the density matrix describing the system of atoms interacting with the laser field. The master equation can be written in the form [16]

$$\frac{d}{dt}\rho(t) = L\rho(t), \quad (1)$$

where L is a linear superoperator whose form depends on the particular cooling step. The formal solution is $\rho(t) = e^{L(t-t_0)}\rho(t_0)$. The scheme consists of three steps, and the density matrix at the end of a sequence of pulses will be

$$\rho(t_3) = e^{L_3(t_3-t_2)}e^{L_2(t_2-t_1)}e^{L_1(t_1-t_0)}\rho(t_0), \quad (2)$$

where L_i is the linear superoperator corresponding to the i -th pulse of the sequence, and $\rho(t_0)$ is the density matrix at the beginning of the sequence of pulses. We derive now the explicit form of the evolution operators.

First step: we assume that the evolution is coherent. We eliminate the excited state $|r\rangle$ in perturbation theory and reduce the dynamics to an effective two-level system

$|g\rangle, |e\rangle$. Assuming that the lasers are tuned to exact Raman resonance and working in the frame rotating at the laser frequency, we write

$$\rho(t_1) = e^{-iH(t_1-t_0)}\rho(t_0)e^{iH(t_1-t_0)}, \quad (3)$$

where H is the Hamiltonian describing the evolution during the pulse,

$$H = H_0 + H_1, \quad (4)$$

with

$$H_0 = \hbar\nu\hat{a}^\dagger\hat{a}, \quad (5)$$

and

$$H_1 = \frac{\hbar\Omega(\hat{x})}{2}(\hat{\sigma}^\dagger e^{ik\hat{x}} + \hat{\sigma}e^{-ik\hat{x}}). \quad (6)$$

Here, \hat{a} and \hat{a}^\dagger are creation and annihilation operators for the harmonic oscillator, ν is the trap frequency, $\hat{\sigma}^\dagger = |e\rangle\langle g|$ and $\hat{\sigma} = |g\rangle\langle e|$ are the dipole raising and lowering operators, respectively, $\Omega(\hat{x})$ is the Rabi frequency and k the wavevector of the two-photon transition along the (cooling) x axis. Denoting by $\Delta t = t_1 - t_0$ the time duration of this first pulse, we will assume that $\nu\Delta t \ll 1$, so that we can safely neglect H_0 in (3)

$$\rho(t_1) \approx e^{-iH_1\Delta t}\rho(t_0)e^{iH_1\Delta t}. \quad (7)$$

Second step: Laser cooling of atoms in state $|e\rangle$ via an auxiliary level [see Fig. 1b] destroys the coherences between $|e\rangle$ and $|g\rangle$, while atoms left in $|g\rangle$ evolve according to (5). We do not specify the cooling mechanism, assuming only that at the end of the pulse the atoms in $|e\rangle$ are thermalized, and described by the density matrix

$$|e\rangle\langle e| \otimes \rho^{\text{th}} = |e\rangle\langle e| \otimes \frac{\sum_n e^{-n/N}|n\rangle\langle n|}{\sum_n e^{-n/N}}, \quad (8)$$

where N is related to the average number of vibrational quanta after this laser cooling process. Using the properties of $\hat{\sigma}^\dagger, \hat{\sigma}$ in (6), we have

$$\begin{aligned} \rho(t_2) &= e^{-iH_0T_{\text{sep}}}|g\rangle\langle g|\cos[\Omega(\hat{x})\Delta t/2]\rho(t_0) \\ &\times \cos[\Omega(\hat{x})\Delta t/2]|g\rangle\langle g|e^{iH_0T_{\text{sep}}} + \zeta|e\rangle\rho^{\text{th}}\langle e|, \end{aligned} \quad (9)$$

where $T_{\text{sep}} = t_2 - t_1$ is the duration of this step, and ζ is the probability of occupation of $|e\rangle$, i.e.

$$\begin{aligned} \zeta &= \text{trace}\{|e\rangle\langle e|\rho(t_1)\} \\ &= 1 - \text{trace}\{|g\rangle\langle g|\cos[\Omega(\hat{x})\Delta t/2]\rho(t_0)\cos[\Omega(\hat{x})\Delta t/2]\}. \end{aligned} \quad (10)$$

Third step: the thermalized atoms in $|e\rangle$ are optically pumped into $|g\rangle$. The linear superoperator describing the master equation is

$$\begin{aligned} L_3\rho &= -i[H_0, \rho] - \frac{\Gamma}{2}(\rho\hat{\sigma}^\dagger\hat{\sigma} + \hat{\sigma}^\dagger\hat{\sigma}\rho) \\ &+ \Gamma \int_{-1}^1 du N(u)\hat{\sigma}e^{ik_p(1+u)\hat{x}}\rho^{\text{th}}e^{-ik_p(1+u)\hat{x}}\hat{\sigma}^\dagger. \end{aligned} \quad (11)$$

with Γ the optical pumping rate, $N(u)$ the angular distribution of the emitted photons, and k_p wavevector of the pumping laser that propagates along x , $k_p = 2\pi/\lambda = \eta/a_0$. Assuming $\nu^{-1} \gg t_3 - t_2$, we can neglect the free evolution during this pulse. Furthermore, for $t_3 - t_2 \gg \Gamma^{-1}$ all the atoms in $|e\rangle$ are pumped in $|g\rangle$ during the pulse. Taking that into account, we find:

$$\begin{aligned} \rho(t_3) = & e^{-iH_0 T_{\text{sep}}} |g\rangle\langle g| \cos[\Omega(\hat{x})\Delta t/2] \rho(t_0) \\ & \times \cos[\Omega(\hat{x})\Delta t/2] |g\rangle\langle g| e^{iH_0 T_{\text{sep}}} \\ & + \zeta \int_{-1}^1 du N(u) e^{ik_p(1+u)\hat{x}} |g\rangle\langle g| \rho^{\text{th}} e^{-ik_p(1+u)\hat{x}}. \end{aligned} \quad (12)$$

We can now project onto $|g\rangle$, and define $\rho_g = \langle g|\rho|g\rangle$. Denoting by $F = \int_{-1}^1 du N(u) e^{ik_p(1+u)\hat{x}} \rho^{\text{th}} e^{-ik_p(1+u)\hat{x}}$ the matrix describing the feeding contribution, we finally have

$$\begin{aligned} \rho_g(t_3) = & e^{-iH_0 T_{\text{sep}}} \cos[\Omega(\hat{x})\Delta t/2] \rho_g(t_0) \\ & \times \cos[\Omega(\hat{x})\Delta t/2] e^{iH_0 T_{\text{sep}}} + \zeta F. \end{aligned} \quad (13)$$

This gives a mapping between the density operator at the beginning and at the end of a given sequence of 3 pulses. From the above expressions, we can deduce that for large traps (i.e. for large values of the Lamb-Dicke parameter) the cooling will slow down and become less efficient. The reason for that is twofold: on one hand, the kick provided by the optical pumping process will distribute the atoms among a wider range of states. On the other hand, since we have assumed that the thermal distribution ρ^{th} has a mean energy of the order of the recoil, the mean occupation number will be larger ($\langle n \rangle \approx E_R/\hbar\nu = \eta^2$).

C. Stationary state

Ideally, we would like to use the cooling mechanism to cool all the atoms to the ground state (or any other pure state). Therefore, we have to analyze the shape of $\Omega(x)$ which gives rise to the optimal cooling. In this subsection we analyze qualitatively the conditions for the spatial profile of the laser $\Omega(x)$ to provide an efficient cooling.

We then look for stationary solutions to the mapping (13) which corresponds to pure states. A necessary condition for that is $\zeta = 0$. Then, we substitute $\zeta = 0$ in (13) and impose the stationary regime, i.e. $\rho_g(t_3) = \rho_g(t_0) = \rho_g$, with $\rho_g = |f\rangle\langle f|$. We obtain that these conditions are satisfied if the following equation allows for a solution:

$$\langle x|e^{iH_0 T_{\text{sep}}}|f\rangle e^{i\phi} = \cos[\Omega(x)\Delta t/2] \langle x|f\rangle, \quad (14)$$

with ϕ arbitrary phase. Let us denote by R the region where $\langle x|f\rangle$ is different from zero. It can be easily shown that (14) implies that in the region R the relation $|\cos[\Omega(x)\Delta t/2]| = 1$ must be fulfilled. Physically,

this means that if we want to have a dark state $|f\rangle$ its wavefunction must be completely distributed in the spatial region R where there is no laser excitation (that is, where the atoms perform complete Rabi oscillations). On the other hand, we want to have only one dark state, and therefore other states must have a finite excitation probability. This means that they must be nonzero outside R . Therefore, for achieving cooling to the ground state, one should design the intensity profile of the laser in such a way that only in the region where the ground state is localized, the laser accomplishes no excitation. This condition can be only approximately fulfilled in a harmonic trap, where the ratio among the spatial dimensions of the ground state and the first excited state is $1/\sqrt{2}$. In this case, we expect to not be able to cool all the atoms into the ground state. Cooling into the ground state will be possible in the case of atoms trapped by a confining potential, which better localizes the ground state respect to the first excited state.

The qualitative argument given above does not depend on the separation time T_{sep} in the second pulse. In reality, the selection of this time can play an important role, especially in the case of a harmonic potential. To see that, let us consider the particular case $\nu T_{\text{sep}} = 2l\pi$, with l integer. Then, according to (13) the positions x in the region R in which $|\cos[\Omega(x)\Delta t/2]| \neq 1$ will be emptied, whereas the atoms will be accumulated in the regions where $|\cos[\Omega(x)\Delta t/2]| = 1$. In fact, from (14) we see that the state $|f\rangle$ is a stable solution if the conditions $\cos(\Omega(x)\Delta t/2)|f\rangle = \exp(i\phi_1)|f\rangle$ and if $\exp(-iH_0 T_{\text{sep}})|f\rangle = \exp(i\phi_2)|f\rangle$ are fulfilled, with $\phi_1 + \phi_2 = \phi$. For $\nu T_{\text{sep}} = 2l\pi$ this means that each wavepacket completely distributed inside R at t_0 is solution (i.e. a dark state), since in T_{sep} it undergoes a full oscillation and therefore recovers the original form. In that case, laser cooling will not be possible since there will exist many wavepackets that will remain dark. In the case $\nu T_{\text{sep}} = (2l+1)\pi$, one can consider two subspaces $S_1 = \{|0\rangle, |2\rangle, |4\rangle, \dots\}$ and $S_2 = \{|1\rangle, |3\rangle, |5\rangle, \dots\}$, in which the evolution during the second pulse is periodic. That is, if we can form a wavepacket as a linear combination of the states of S_1 or of S_2 which is spatially distributed in R at t_0 , this wavepacket will be a dark state. Hence, laser cooling will not be possible either. The argument can be repeated now for times fulfilling $\nu T_{\text{sep}} = n\pi/m$, and subspaces can be constructed so that wavepackets belonging to them will be dark states, and therefore laser cooling will not be possible. We can overcome this problem very easily by choosing *random separation times* T_{sep} so that the only wavepacket that is a dark state is precisely the ground state.

III. RESULTS OF CALCULATIONS

In the following, we show results obtained assuming a doughnut mode as spatial distribution of the Raman

pulse. The reason for this choice is that it provides a flat profile in a finite region which, as we have shown above, is required to obtain a suitable cooling. In particular, we discuss the parameter regime of the laser for which the cooling efficiency is optimal. Finally, we explore the role of T_{sep} in the cooling dynamics. We analyze first the case of a harmonic trapping potential and then another potential which is best suited for laser cooling using the present scheme.

We take as spatial distribution for the Raman pulse laser the following class of functions:

$$f(x) = \left(\frac{x}{a_0}\right)^{2n} \exp\left(-\frac{1}{2}\left(\frac{x/a_0}{\alpha}\right)^2\right). \quad (15)$$

Here α determines the spatial width of the pulse in units of the harmonic oscillator ground state width a_0 , and the exponent n is an integer number, which denotes the order of the doughnut mode and thus determines the flatness around $x = 0$. In the following, we explore the dependence of the cooling efficiency on the parameters n and α , for atoms whose center of mass is trapped by a harmonic potential with frequency ν . We take the Rabi frequency $\Omega(\hat{x}) \propto f(\hat{x})$. Furthermore, the projection along the cooling axis (x) of the two-photon wavevector appearing in (6) is $k = 2\pi/\lambda$, where λ is the wavelength of the transition $|r\rangle \rightarrow |e\rangle$, since the doughnut mode photons propagate in a direction orthogonal to the x axis.

In Fig. 2a and Fig. 2b we show the population $P_g^0 = \langle g, 0 | \rho_g | g, 0 \rangle$ after 1500 (curve with \circ) and 2500 (curve with \times) sequences of pulses as a function of the width α and of the exponent $2n$, respectively. We have obtained these results using Eq. (13), with a Lamb-Dicke parameter $\eta = 2\pi a_0/\lambda = 5$, and with a thermalized distribution ρ^{th} in Eq. (8) with $N = \eta^2 = 25$. From Fig. 2a the existence of an optimal width α for a given exponent (in the present case: $2n = 4$) is evident. The optimal α depends on n , since it must fulfill the requirements of Eq. (14). In Fig. 2b we plot P_g^0 as a function of $2n$, where the values of the width have been optimized. We see that for $n \geq 4$, around 80% of the atoms are cooled to the ground state. Figure 3a shows the population $P_g^n = \langle n | \rho_g | n \rangle$ as a function of the vibrational number n after 2500 sequences of pulses for $n = 4$ and $\alpha = 4$, and Fig. 3b shows P_g^0 as a function of the number of pulses. In the inset of this figure the final spatial distribution is shown (solid line), while the spatial distribution $\cos[\Omega(x)\Delta t/2]$ is plotted as a dashed line for comparison. In all the cases, the final density matrix is not a pure state but a mixture, diagonal in the number states basis. According to the discussion in the previous Section, we have chosen random separation times. We have also checked that by fixing the separation times T_{sep} , the cooling efficiency decreases significantly.

The efficiency of the cooling scheme in populating the ground state depends on the difference between the reexcitation rate of the vibrational ground state and the ones of the first few excited states. To the extent that one can design a confining potential so that the ground state

is much more localized in space than the other eigenstates, the cooling efficiency will improve correspondingly. A confining potential satisfying the above requirement could be experimentally realized, for example, by adding to an harmonic trap an additional optical potential. In the following we will assume a potential

$$V(x) = \frac{1}{2}2m\nu^2 \left[x^2 + \epsilon \frac{x^2}{1 + gx^2} \right], \quad (16)$$

where ϵ and g characterize the shape of the potential near the center. An example of how the potential (16) looks like is shown in Fig. 4a. Figure 4b shows the spatial widths of the first twelve eigenstates for $g = 2000/a_0^2$ and $\epsilon = 19 \times 10^5$ (curve with \circ), compared with the corresponding widths of the harmonic oscillator eigenstates with the same ν (curve with \times). For this choice of the parameters ϵ and g , the eigenvectors of the potential tend to the number states of the harmonic oscillator for $n \geq 1$. In the present example, the ground state has spatial width $a_0/5$, and it is thus well localized respect to the other eigenstates. The laser cooling scheme works very efficiently in populating the ground state, as it may be seen from Fig 5: here the population of the ground state in the trapping potential $V(x)$ is plotted as a function of the number of pulses (solid line) for a doughnut mode with $\alpha = 8$ and $2n = 2$ [c.f. Eq. (15)]. The Lamb-Dicke parameter for the eigenstates $n \geq 1$ and for the internal excited state $|e\rangle$, is $\eta = 5$, while the ground state has spatial width corresponding to an effective Lamb-Dicke parameter $\eta' = \eta/5 = 1$. We can see that during the cooling almost all atoms are accumulated in the ground state of $V(x)$. The dashed line in Fig. 5 shows for reference the evolution of the population of the ground state of a pure harmonic oscillator potential with $\eta = 1$. In this second case, we have used a doughnut mode with $2n = 2$ and $\alpha = 10$. Note that the sample with $\eta = 1$ is colder at the beginning, since its initial distribution is thermalized with $\langle n \rangle \approx 4$.

The result obtained here is rather general and can be summarized as follows: through the creation of a more localized ground state, obtained by a suitable perturbation of an harmonic potential of a given η , the present cooling mechanism allows to cool all the atoms to the ground state, even for the Raman pulse intensity distribution in a low order doughnut mode.

IV. CONCLUSIONS

In this paper we have studied laser cooling of trapped atoms to a single quantum state, based on creating a dark state in position space by reexciting the atoms with cooling laser which has no spatial overlap with the trap ground state. The scheme can be applied in the limit of weak confinement ($\Gamma > \nu$) and outside the Lamb-Dicke regime. Assuming a doughnut mode as a model

of the spatial profile of the laser, our numerical calculations have shown that more than 80% of the atoms can be cooled to the ground state of a harmonic oscillator potential. Furthermore, this number can be increased significantly for trapping potentials where the ground state is much better localized than the first few excited vibrational states. The randomization of the separation time in the harmonic oscillator case is fundamental in order to achieve laser cooling to the ground state.

The model presented here is one dimensional, but it can be easily extended to two dimensions. In that case, one could use the plane orthogonal to the doughnut mode axis obtaining similar results as in the one dimensional case. The reason for that is that the heating processes (due to photon scattering during repumping) that we have considered in the one dimensional case will be similar to the two dimensional one. Experimentally, the one-dimensional and two-dimensional schemes correspond to the employment of a single doughnut mode, whose axis coincides with the one and two-dimensional trap axes respectively, and which dark region is shaped into the size of the one-dimensional and two-dimensional trap ground state respectively. The extension to three dimensions could be achieved crossing two doughnut modes, which propagate in directions that are orthogonal one to the other, and whose axes cross at the center of a three dimensional trap. In this way a three dimensional dark region would be created, that could be shaped into the size of the trap ground state. The scheme may be useful for achieving Bose–Einstein condensation with laser cooling, and more in general in preparing with laser cooling a macroscopic occupation of a state of motion.

Acknowledgment: G.M. is grateful to J. Eschner for many stimulating discussions. This work was supported by the Austrian Fond zur Förderung der wissenschaftlichen Forschung and the TMR network ERBFMRX-CT96-0002.

-
- [1] A discussion about the advantages of using laser cooling for achieving a macroscopic number of particles in a single quantum state can be found in J.I. Cirac, M. Lewenstein and P. Zoller, Phys. Rev. Lett. **72**, 2977 (1994), and references therein.
 - [2] A. Kuhn, H. Perrin, W. Hänsel, and C. Salomon, *OSA TOPS on Ultracold Atoms and BEC*, ed K. Burnett, **7**, 58 (1996).
 - [3] H.J. Lee, C.S. Adams, M. Kasevich, and S. Chu, Phys. Rev. Lett. **76**, 2658 (1996).
 - [4] M. H. Anderson, J.R. Ensher, M.R. Matthews, C.E. Wieman, and E.A. Cornell, Science **269**, 198 (1995), K.B. Davis, M.-O. Mewes, M.R. Andrews, N.J. van Druten, D.S. Durfee, D.M. Kurn and W. Ketterle, Phys. Rev. Lett. **75**, 3969 (1995).
 - [5] A central obstacle towards achieving the quantum degenerate regime with laser cooling is reabsorption of laser photons: see J.I. Cirac, M. Lewenstein and P. Zoller, Europhys. Lett. **35**, 647 (1996), U. Janicke and M. Wilkens, Europhys. Lett. **35**, 561 (1996), and references cited.
 - [6] F. Diedrich, J.C. Berquist, W.M. Itano, and D.J. Wineland, Phys. Rev. Lett. **62**, 403 (1989); C. Monroe, D.M. Meekhof, B.E. King, S.R. Jefferts, W.M. Itano, D.J. Wineland, and P. Gould, Phys. Rev. Lett. **75**, 4011 (1995).
 - [7] S. Stenholm, Rev. Mod. Phys. **58**, 699 (1986); R. Blatt, in *Fundamental Systems in Quantum Optics*, Proceedings of the Les Houches Summer School, Session LIII, J. Dalibard, J.M. Raimond and J. Zinn-Justin eds., Elsevier Science Publishers, Amsterdam. (1992).
 - [8] J.I. Cirac, A.S. Parkins, R. Blatt, P. Zoller, Adv. At. Mol. Phys., ed B. Bederson and H. Walther, **37**, 237 (1996).
 - [9] G. Morigi, J.I. Cirac, M. Lewenstein and P. Zoller, Europhys. Lett. **39**, 13 (1997).
 - [10] A scheme for achieving ground state laser cooling with subrecoil cooling techniques has been proposed by R. Dum, P. Marte, T. Pellizzari and P. Zoller, Phys. Rev. Lett. **73**, 2829 (1994).
 - [11] A. Aspect, E. Arimondo, R. Kaiser, N. Vansteenkiste and C. Cohen-Tannoudji, Phys. Rev. Lett. **61**, 826 (1988); J. Lawall, S. Kulin, B. Saubamea, N. Bigelow, M. Leduc, and C. Cohen-Tannoudji, Phys. Rev. Lett. **75**, 4194 (1995).
 - [12] M. Kasevich and S. Chu, Phys. Rev. Lett., **69**, 1741 (1992); N. Davidson, H. Lee, M. Kasevich, and S. Chu, Phys. Rev. Lett. **72**, 3158 (1994); J. Reichel, O. Morice, G.M. Tino, and C. Salomon, Europhysics Lett. **28**, 477 (1994).
 - [13] The idea of a spatial region where no photons are present is also an essential element in the "dark SPOT" (W. Ketterle, K.B. Davis, M.A. Joffe, A. Martin, and D.E. Pritchard, Phys. Rev. Lett. **70**, 2253 (1993)), and sideband cooling of ions with standing light waves (J.I. Cirac, R. Blatt, P. Zoller, and W.D. Phillips, Phys. Rev. A **46**, 2668 (1992)).
 - [14] L. Allen, M.W. Berijersbergen, R.J.C. Spreeuw, and J.P. Woerdman, Phys. Rev. A **45**, 8185 (1992); M.W. Berijersbergen, L. Allen, H.E.L.O. van der Veen, and J.P. Woerdman, Opt. Comm **96**, 123 (1993). S. Kuppens, M. Rauner, M. Schiffer, G. Wokurka, T. Slawinski, M. Zinner K. Sengstock, and W. Ertmer, *OSA Trends in Optics and Photonics (TOPS)*, **7**, ed Keith Burnett (1997).
 - [15] J. Dalibard and Y. Castin, *Proceedings of ZICAP*, ed. J. Walraven (1996).
 - [16] C.W. Gardiner, *Quantum noise*, Springer Verlag (1991).

FIG. 1. Internal configuration of the atom, and scheme of the sequence of pulses. Internal configuration: $|g\rangle$, $|e\rangle$ stable or metastable states, $|r\rangle$ excited state, with $|g\rangle \rightarrow |r\rangle$, $|e\rangle \rightarrow |r\rangle$ dipole transitions. Scheme of the sequence: (a) coherent Raman pulse, which corresponds to a doughnut mode on $|g\rangle \rightarrow |r\rangle$; (b) cooling to the recoil on the level $|e\rangle$, obtained coupling $|e\rangle$ to a fourth internal level. (c) optical pumping into $|g\rangle$, obtained tuning a laser on resonance on $|e\rangle \rightarrow |r\rangle$. We assume that the branching ratio between $|r\rangle \rightarrow |g\rangle$ and $|r\rangle \rightarrow |e\rangle$ is very large, so that the decay along $|r\rangle \rightarrow |e\rangle$ can be safely neglected.

FIG. 2. Plots of the efficiency after 1500 (curve with \circ) and after 2500 (curve with \times) sequences of pulses, in function of (a) the width α , for $2n = 4$ and (b) the exponents $2n = 2, 4, 6, 8$, with optimized widths, respectively $\alpha = 30, 4.2, 3, 2.2$. In all cases $\max(\Omega(x)\Delta t/2) = 0.6\pi$. νT_{sep} is random, taken from a flat distribution that varies in the interval $[0.1, 1.1]$.

FIG. 3. (a) Population in function of the vibrational number state after 2500 sequences of pulses, for a harmonic oscillator with $\eta = 5$ and Raman laser corresponding to a doughnut mode with $2n = 4$, $\alpha = 4$ and $\max(\Omega(x)\Delta t/2) = 0.6\pi$. Inlay: spatial distribution of the sample after 2500 pulses (solid line) and $\cos(\Omega(x)\Delta t/2)$ (dashed line) plotted for comparison. (b): Ground state of the trap population in function of the number of pulses, under the same condition as above. The initial distribution and the excited state distribution after the recoil cooling are described by ρ^{th} with $N = 25$. νT_{sep} is random, taken from a flat distribution that varies in the interval $[0.1, 1.1]$.

FIG. 4. (a): plot of $V(x)$ for arbitrary values of ϵ and g . (b): $\langle \Delta x^2 \rangle^{1/2}$ in function of the first 12 eigenstates of $V(x)$ (curve with \circ) and of the first 12 ones of the Harmonic oscillator potential (curve with \times), for $\epsilon = 19 \times 10^5$ and $g = 2000/a_0^2$.

FIG. 5. Ground state occupation probability versus the pulse number. Solid line: ground state of atoms trapped by $V(x)$, with $\eta = 5$ and $\eta' = 1$, ρ^{th} with $N = 25$ and Raman laser corresponding to a doughnut mode with $2n = 2$ and $\alpha = 8$. Dashed line: ground state of an harmonic oscillator with $\eta = 1$, ρ^{th} with $N = 4$ and Raman laser corresponding to a doughnut mode with $2n = 2$ and $\alpha = 10$. In both cases $\max(\Omega(x)\Delta t/2) = 0.6\pi$. νT_{sep} is random, taken from a flat distribution that varies in the interval $[0.1, 1.1]$.

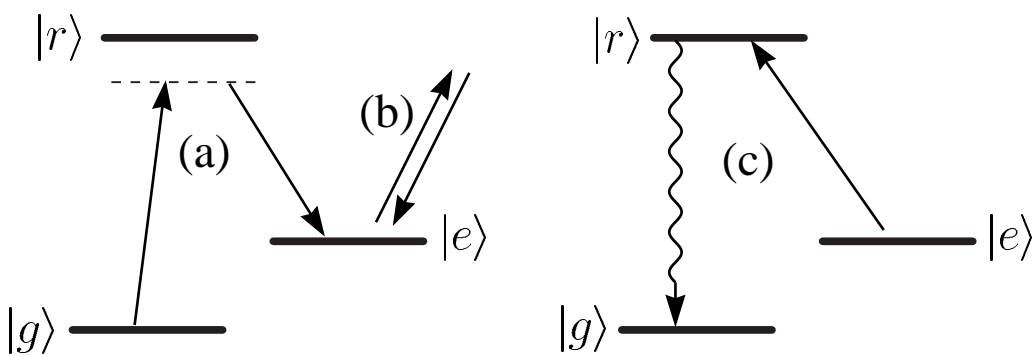


Fig. 1

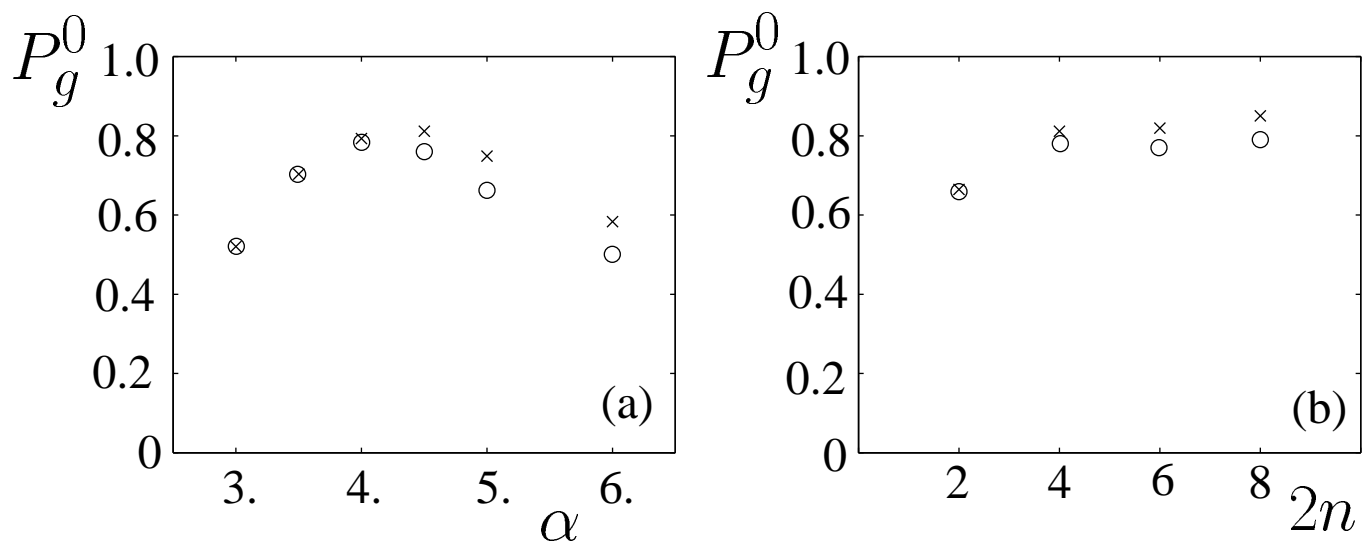


Fig. 2

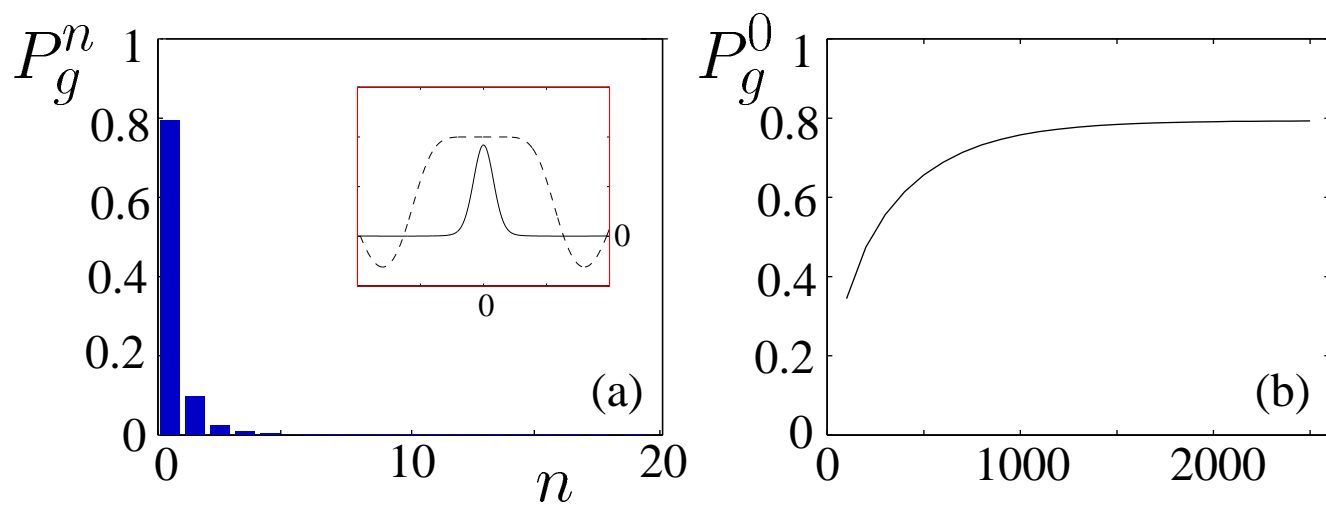


Fig. 3

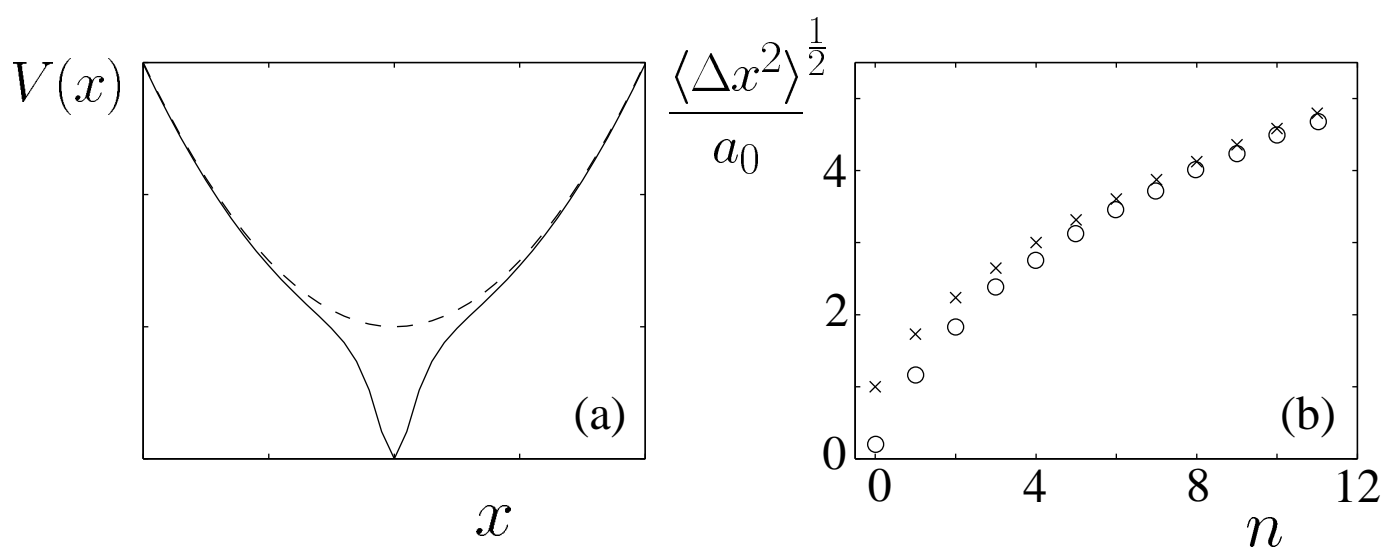


Fig. 4

Fig. 5

