

# Analysis of chaos and decoherence with cold and thermal neutrons

P Facchi<sup>†‡</sup>, A Mariano<sup>†</sup> and S Pascazio<sup>†‡§</sup>

<sup>†</sup> Dipartimento di Fisica, Università di Bari, I-70126 Bari, Italy

<sup>‡</sup> Istituto Nazionale di Fisica Nucleare, Sezione di Bari, I-70126 Bari, Italy

## Abstract.

We analyze the coherence properties of polarized neutrons, after they have interacted with a magnetic field undergoing different kinds of statistical fluctuations. We endeavour to probe the degree of disorder of the magnetic field by means of the loss of quantum mechanical coherence of the neutron. We find that the notion of entropy of the field and that of decoherence of the neutron do not necessarily agree.

PACS numbers: 03.65.Bz, 03.75.Be, 03.75.Dg

§ To whom correspondence should be addressed.

## 1. Introduction

The notion of decoherence has attracted increasing attention in the literature of the last few years [1, 2]. The loss of quantum mechanical coherence undergone by a quantum system, as a consequence of its interaction with a complex atmosphere, can be studied in relation to a variety of physical phenomena and has deepened our comprehension of fundamental issues, disclosing unexpected applications as well as innovative technology.

Neutron physics (neutron optics in particular) has played an important role in this context, both on theoretical and experimental grounds. Highly non-classical states can be obtained in neutron interferometry, e.g. by superposing wavepackets [3] or different spin states in a magnetic field [4]. The study of macroscopically distinct quantum mechanical states [5, 3, 4] is very important from the fundamental point of view and their robustness against fluctuations [6] is of great practical interest.

The aim of this paper is to investigate the coherence properties of cold and thermal neutrons, by making use of the Wigner function [6, 7], in close analogy with quantum optics and related concepts and techniques [8]. The main motivation of this work is to use the coherence properties of the wave function as a “probe” to check the “degree of chaoticity” of an atmosphere. This interesting idea was first proposed, as far as we know, by Saito and Namiki in the context of quantum chaos and Feynman integrals [9]. We will see that some of the results to be discussed below are rather counterintuitive and at variance with naive expectations.

## 2. Wigner quasidistribution function

The Wigner quasidistribution function [10] can be defined in terms of the density matrix  $\rho$  of a quantum particle of position  $x$  and momentum  $p = \hbar k$  as

$$W(x, k) = \frac{1}{2\pi} \int d\xi e^{-ik\xi} \langle x + \xi/2 | \rho | x - \xi/2 \rangle. \quad (1)$$

For a pure state,  $\rho = |\psi\rangle\langle\psi|$ , where  $\psi$  is the wave function of the particle in the apparatus, and the above equation reads

$$W(x, k) = \frac{1}{2\pi} \int d\xi e^{-ik\xi} \psi\left(x + \frac{\xi}{2}\right) \psi^*\left(x - \frac{\xi}{2}\right). \quad (2)$$

One can easily check that the Wigner function is normalized to unity and its marginals represent the position and momentum distribution

$$\int dx dk W(x, k) = 1; \quad (3)$$

$$P(x) = |\psi(x)|^2 = \int dk W(x, k), \quad P(k) = |\phi(k)|^2 = \int dx W(x, k), \quad (4)$$

where  $\phi(k) = \langle k | \psi \rangle$  is the wave function in the momentum representation. We consider a one-dimensional system (the extension to 3 dimensions is straightforward) and assume that the wave function is approximated by a Gaussian

$$\psi(x) = \frac{1}{(2\pi\delta^2)^{1/4}} \exp\left[-\frac{(x - x_0)^2}{4\delta^2} + ik_0x\right], \quad (5)$$

$$\begin{aligned}\phi(k) &= \frac{1}{(2\pi\delta_k^2)^{1/4}} \exp \left[ -\frac{(k - k_0)^2}{4\delta_k^2} - i(k - k_0)x_0 \right] \\ &= \left( \frac{2\delta^2}{\pi} \right)^{1/4} \exp \left[ -\delta^2(k - k_0)^2 - i(k - k_0)x_0 \right],\end{aligned}\quad (6)$$

where  $\delta$  is the spatial spread of the wave packet,  $\delta_k\delta = 1/2$ ,  $x_0$  is the initial average position of the particle and  $p_0 = \hbar k_0$  its average momentum. The two functions above are both normalized to one: normalization will play an important role in our analysis and will never be neglected.

The Wigner function for the state (5)-(6) is readily calculated

$$W(x, k) = \frac{1}{\pi} \exp \left[ -\frac{(x - x_0)^2}{2\delta^2} \right] \exp \left[ -2\delta^2(k - k_0)^2 \right] \quad (7)$$

and turns out to be a positive function. This is clearly a very particular case. In general, the Wigner quasidistribution function can take negative values: we shall see physically relevant examples in the following.

In this paper we will focus on two physical situations. In the first one, a polarized neutron crosses a magnetic field parallel to its spin. In the second one, a polarized neutron crosses a magnetic field perpendicular to its spin. The latter situation is physically most interesting, for it yields Schrödinger-cat-like states [4], whose coherence properties are of great interest.

If a polarized neutron crosses a constant magnetic field parallel to its spin, of intensity  $B$ , contained in a region of length  $L$ , its total energy is conserved and its kinetic energy in the field changes by  $\Delta E = \mu B$ , where  $-\mu$  is the neutron magnetic moment. This entails a change in average momentum  $\Delta k = m\mu B/\hbar^2 k_0$  and an additional shift of the neutron phase proportional to  $\Delta \equiv L\Delta k/k_0$ . In the particular case (7) the resulting Wigner function reads

$$W(x, k) = \frac{1}{\pi} \exp \left[ -\frac{(x - x_0 - \Delta)^2}{2\delta^2} \right] \exp \left[ -2\delta^2(k - k_0)^2 \right]. \quad (8)$$

On the other hand, if a polarized (+y) neutron crosses a magnetic field aligned along direction +z, its total energy is again conserved, but due to Zeeman splitting, the two neutron spin states in the direction of the  $B$  field have different kinetic energies and travel with different speeds. In the experiment [4], a polarized (+y) neutron enters a magnetic field, perpendicular to its spin, of intensity  $B_0 = 0.28\text{mT}$ , confined in a region of length  $L = 57\text{cm}$ . The average neutron wavenumber is  $k_0 = 1.7 \cdot 10^{10}\text{m}^{-1}$  and its coherence length (defined by a chopper) is  $\delta = 1.1 \cdot 10^{-10}\text{m}$ . By travelling in the magnetic field, the two neutron spin states are separated by a distance  $\Delta_0 = 2m\mu B_0 L/\hbar^2 k_0^2 = 16.1 \cdot 10^{-10}\text{m}$ , one order of magnitude larger than  $\delta$ . Observe that the neutron wave packet itself has a natural spread  $\delta_t = \sqrt{\delta^2 + (\hbar t/2m\delta)^2} \simeq 15\text{cm}$  (due to its free evolution for a time  $t \simeq mL/\hbar k_0 = 0.53\text{ms}$ ); however, we shall neglect this additional effect, because it is not relevant for the loss of quantum coherence. After the neutron has crossed the  $B$  field (orthogonal to its initial spin) only the +y spin-component is observed and its Wigner

function is readily computed as:

$$W(x, k) = \frac{1}{4\pi} \exp[-2\delta^2(k - k_0)^2] \left[ \exp\left(-\frac{(x - x_0 - \frac{\Delta}{2})^2}{2\delta^2}\right) + \exp\left(-\frac{(x - x_0 + \frac{\Delta}{2})^2}{2\delta^2}\right) + 2 \exp\left(-\frac{(x - x_0)^2}{2\delta^2}\right) \cos(k\Delta) \right]. \quad (9)$$

Notice that for  $\Delta = 0$  (no  $B$  field and no change of the initial spin state) one reobtains (7).

### 3. Fluctuating magnetic field

The previous analysis refers to a rather idealized case, in which every neutron in the beam crosses a constant magnetic field. This is clearly not a realistic situation, for it does not take into account fluctuations of any sort and spatial inhomogeneities of the field in the cross section of the beam. If the field fluctuates, the neutron beam will partially loose its quantum coherence and the Wigner function will be affected accordingly. We shall consider the case of “slow” fluctuations, in the sense that each neutron crosses an approximately static  $B$  field, but different neutrons in the beam (different “events”) interact with a field that is different from event to event and therefore undergo a shift  $\Delta$  that is statistically distributed according to a distribution law  $w(\Delta)$ . The collective “degree of disorder” of the shifts  $\Delta$  (and therefore of the  $B$  field) can be quantitatively evaluated in terms of the entropy

$$S = - \int d\Delta w(\Delta) \log(w(\Delta)). \quad (10)$$

The average Wigner function reads

$$W_m(x, k) = \int d\Delta w(\Delta) W(x, k, \Delta) \quad (11)$$

and represents a partially mixed state. The coherence properties of the neutron ensemble can be analyzed in terms of a *decoherence parameter* [7]

$$\varepsilon = 1 - \frac{\text{Tr}\rho^2}{(\text{Tr}\rho)^2} = 1 - \frac{2\pi \int dx dk W_m(x, k)^2}{(\int dx dk W_m(x, k))^2}. \quad (12)$$

This quantity measures the degree of “purity” of a quantum state: it is maximum when the state is maximally mixed ( $\text{Tr}\rho^2 < \text{Tr}\rho$ ) and vanishes when the state is pure ( $\text{Tr}\rho^2 = \text{Tr}\rho$ ): in the former case the fluctuations of  $B$  are large and the quantum mechanical coherence is completely lost, while in the latter case the  $B$  field does not fluctuate and the quantum mechanical coherence is perfectly preserved. The parameter (12) was introduced within the framework of the so-called “many Hilbert space” theory of quantum measurements [2, 11] and yields a quantitative estimate of decoherence. The related quantity  $\text{Tr}\rho - \text{Tr}\rho^2$  (that might be called “idempotency defect”) was first considered by Watanabe [12] many years ago.

One might naively think that the two quantities  $S$  and  $\varepsilon$  should at least qualitatively agree: in other words, the loss of quantum mechanical coherence is larger when the neutron interacts with a fluctuating field of larger entropy. Such a naive expectation turns out to be incorrect. Our purpose is to investigate this problem. To this end, it is useful to consider some particular cases.

### 3.1. Gaussian noise

We assume first that the intensity of the  $B$  field fluctuates around its average  $B_0$  according to a Gaussian law. In this case

$$w(\Delta) = \frac{1}{\sqrt{2\pi\sigma^2}} \exp \left[ -\frac{(\Delta - \Delta_0)^2}{2\sigma^2} \right], \quad (13)$$

where  $\sigma$  is the standard deviation. The ratio  $\sigma/\Delta_0$  is simply equal to the ratio  $\delta B/B_0$ ,  $\delta B$  being the standard deviation of the fluctuating  $B$  field. The entropy of (13) is readily computed from (10)

$$S = \frac{1}{2} \log(2\pi e\sigma^2) \quad (14)$$

and is obviously an increasing function of  $\sigma$ .

Consider now a polarized neutron described by a Gaussian wave packet, crossing a  $B$  field parallel to its spin. The average Wigner function, when the neutron has crossed the whole  $B$  region, is readily computed by plugging (8) and (13) into (11),

$$W_m(x, k) = \frac{1}{\pi} \sqrt{\frac{\delta^2}{\delta^2 + \sigma^2}} \exp[-2\delta^2(k - k_0)^2] \exp \left[ -\frac{(x - x_0 - \Delta_0)^2}{2(\delta^2 + \sigma^2)} \right] \quad (15)$$

and its marginals (4) are easily evaluated

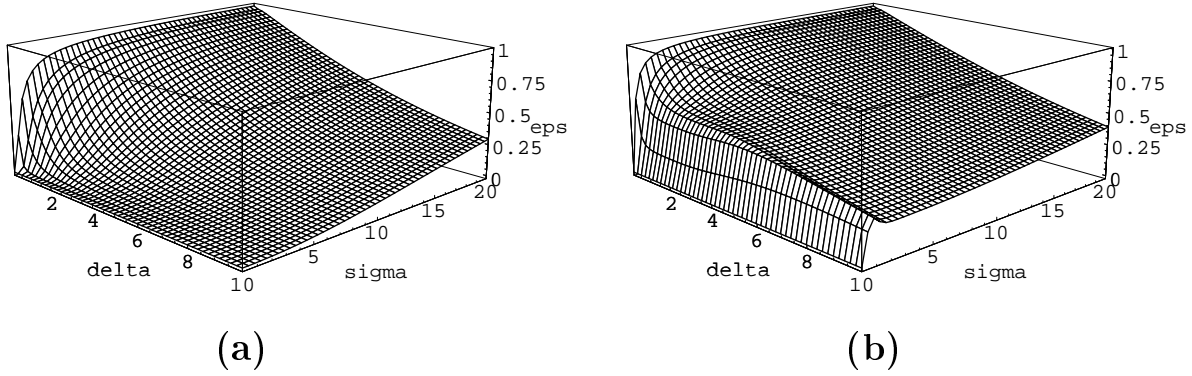
$$P(x) = \frac{1}{\sqrt{2\pi(\delta^2 + \sigma^2)}} \exp \left[ -\frac{(x - x_0 - \Delta_0)^2}{2(\delta^2 + \sigma^2)} \right], \quad (16)$$

$$P(k) = \sqrt{\frac{2\delta^2}{\pi}} \exp[-2\delta^2(k - k_0)^2]. \quad (17)$$

Notice that the momentum distribution (17) is unaltered and identical to  $|\phi(k)|^2$  in (6): obviously, the energy of each neutron does not change. Observe on the other hand the additional spread in position  $\delta' = \sqrt{\delta^2 + \sigma^2}$  and notice that the Wigner function and its marginals are always normalized to one. The uncertainty principle yields in this case  $\delta_k \delta' = \frac{1}{2} \sqrt{1 + \sigma^2/\delta^2} > 1/2$ . The decoherence parameter (12) can be analytically calculated

$$\varepsilon = 1 - \sqrt{\frac{\delta^2}{\delta^2 + \sigma^2}} \quad (18)$$

and is a monotonic function of  $\sigma$  for every value of  $\delta$ , in qualitative agreement with the behavior of the entropy (14). Its behavior is shown in Figure 1(a).



**Figure 1.** Decoherence parameter vs coherence length of the wave packet  $\delta(\text{\AA})$  and standard deviation of the fluctuation  $\sigma(\text{\AA})$ . (a) Gaussian wave packet. (b) Schrödinger “cats” with  $\Delta_0 = 16.1\text{\AA}$ . In both cases  $k_0 = 1.7\text{\AA}^{-1}$ .

Consider now the “Schrödinger-cat” state (9), obtained when the neutron interacts with a  $B$  field perpendicular to its spin. The average Wigner function (11) reads

$$W_m(x, k) = \frac{\exp[-2\delta^2(k - k_0)^2]}{4\pi} \left\{ \sqrt{\frac{\delta^2}{\delta^2 + \frac{\sigma^2}{4}}} \exp\left[-\frac{(x - \frac{\Delta_0}{2})^2}{2(\delta^2 + \frac{\sigma^2}{4})}\right] + \sqrt{\frac{\delta^2}{\delta^2 + \frac{\sigma^2}{4}}} \exp\left[-\frac{(x + \frac{\Delta_0}{2})^2}{2(\delta^2 + \frac{\sigma^2}{4})}\right] + 2 \exp\left[-\frac{x^2}{2\delta^2} - \frac{k^2\sigma^2}{2}\right] \cos(k\Delta_0) \right\}, \quad (19)$$

where we set  $x_0 = 0$  for simplicity. Its marginals (4) can both be computed analytically; in particular, the momentum probability distribution reads

$$P(k) = \sqrt{\frac{\delta^2}{2\pi}} \exp[-2\delta^2(k - k_0)^2] \left[ 1 + \exp\left(-\frac{k^2\sigma^2}{2}\right) \cos(k\Delta_0) \right]. \quad (20)$$

This displays a strong suppression of interference at large values of momentum [6, 7]. The decoherence parameter (12) is

$$\begin{aligned} \varepsilon = 1 - \frac{1}{4N^2} \sqrt{\frac{\delta^2}{4\delta^2 + \sigma^2}} \exp\left(-\frac{\Delta_0^2 + 4k_0^2\delta^2\sigma^2}{4\delta^2 + \sigma^2}\right) \cos\left(\frac{8k_0\Delta_0\delta^2}{4\delta^2 + \sigma^2}\right) \\ - \frac{1}{4N^2} \sqrt{\frac{\delta^2}{4\delta^2 + \sigma^2}} \left[ 1 + \exp\left(-\frac{\Delta_0^2}{4\delta^2 + \sigma^2}\right) + \exp\left(-\frac{4k_0^2\delta^2\sigma^2}{4\delta^2 + \sigma^2}\right) \right] \\ - \frac{4}{N^2} \frac{\delta^2}{8\delta^2 + \sigma^2} \exp\left(-\frac{\Delta_0^2 + 4k_0^2\delta^2\sigma^2}{8\delta^2 + \sigma^2}\right) \cos\left(\frac{8k_0\Delta_0\delta^2}{8\delta^2 + \sigma^2}\right), \end{aligned} \quad (21)$$

where the normalization  $N$  is

$$\begin{aligned} N &= \int dx dk W_m(x, k) \\ &= \frac{1}{2} \left[ 1 + \sqrt{\frac{\delta^2}{\delta^2 + \frac{\sigma^2}{4}}} \exp\left(-\frac{\Delta_0^2 + 4\delta^2\sigma^2 k_0^2}{8(\delta^2 + \frac{\sigma^2}{4})}\right) \cos\left(\frac{\delta^2}{\delta^2 + \frac{\sigma^2}{4}} k_0 \Delta_0\right) \right]. \end{aligned} \quad (22)$$

The behavior of  $\varepsilon$  is shown in Figure 1(b): observe that for  $\delta \gtrsim 3\text{\AA}$  it is *not* a monotonic function of  $\sigma$ . This is at variance with the behavior of the entropy (14) and with the naive expectation mentioned in the second paragraph after Eq. (12).

### 3.2. Sinusoidal signals with increasingly less rational frequencies

We consider now a different example. Suppose that the magnetic field changes according to the law

$$B(t) = B_0 + B_1 [\sin(\Omega t) + \sin(r_j \Omega t)], \quad (23)$$

where  $t$  is time,  $\Omega$  a frequency much smaller than  $v_0/L$ , the inverse time of flight of the neutron in the field region,  $B_0$  the mean magnetic field,  $B_1 (\ll B_0)$  the “fluctuation” width (see below) and  $r_j$  a real number. Since the magnetic field is slowly varying, we can assume that each neutron will experience a static field during its interaction, so that for the neutron ensemble (the beam) the shifts will be distributed according to law

$$w(\Delta) = \int dt f(t) \delta(\Delta - \Delta(t)), \quad (24)$$

where  $f(t)$  is the probability density function of the stochastic variable  $t$  [in our case,  $f(t) = 1/T$  in  $(0, T)$ , where  $T (\gg \Omega^{-1})$  is a sufficiently large time interval] and

$$\Delta(t) = \Delta_0 + \Delta_1 [\sin(\Omega t) + \sin(r_j \Omega t)]. \quad (25)$$

In such a case, by making use of (24), the Wigner function can be expressed as an ergodic average

$$W_m(x, k) = \int d\Delta w(\Delta) W(x, k, \Delta) = \frac{1}{T} \int_T dt W(x, k, \Delta(t)). \quad (26)$$

We stress that  $\Delta$  is treated like a random variable although, strictly speaking, the underlying process is deterministic. However, this is not a conceptual difficulty: in practice, one just treats the ensemble of neutrons in an experimental run without looking at the correlations among different neutrons. The same effects on the neutron ensemble would be obtained by first generating a random variable  $t$ , uniformly distributed in  $(0, T)$ , then constructing the additional random variable  $\Delta$  according to (25) and finally accumulating all neutrons in the experimental run. In such a case it would obviously be impossible, even in principle, to look at correlations. The scheme proposed in (23)-(26) is just convenient from an experimental perspective.

We will study the coherence properties of the neutron beam when it crosses a magnetic field made up of two “increasingly less rational” frequencies, by choosing

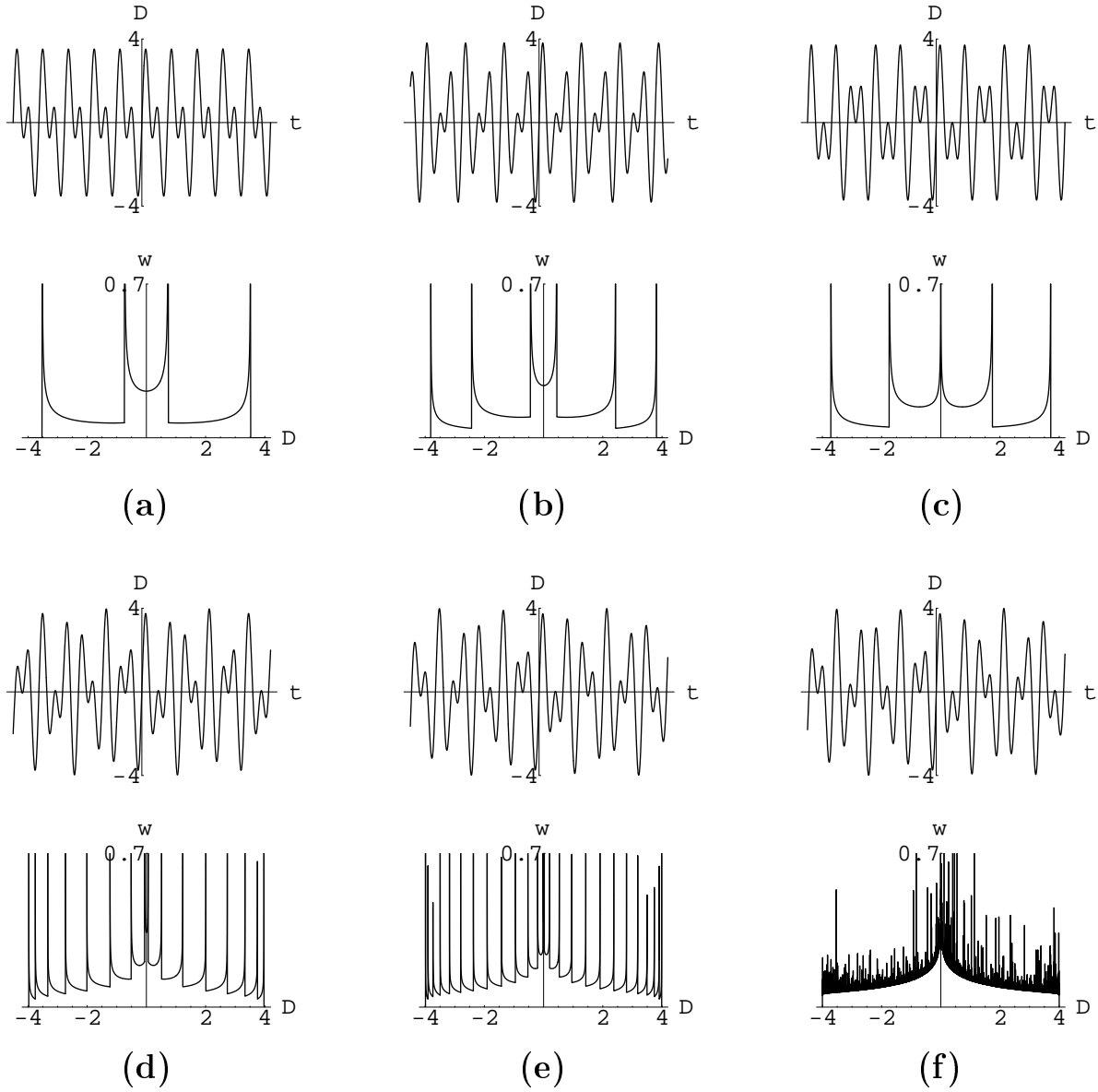
$$r_j = \frac{f_j}{f_{j+1}}, \quad (27)$$

where  $f_j$  are the Fibonacci numbers

$$f_{j+1} = f_j + f_{j-1} \quad (f_0 = f_1 = 1), \quad (28)$$

that tend to the golden mean (the “most irrational” number [13]) as  $j$  increases

$$r_j \xrightarrow{j \rightarrow \infty} r_\infty = \frac{\sqrt{5} - 1}{2}. \quad (29)$$

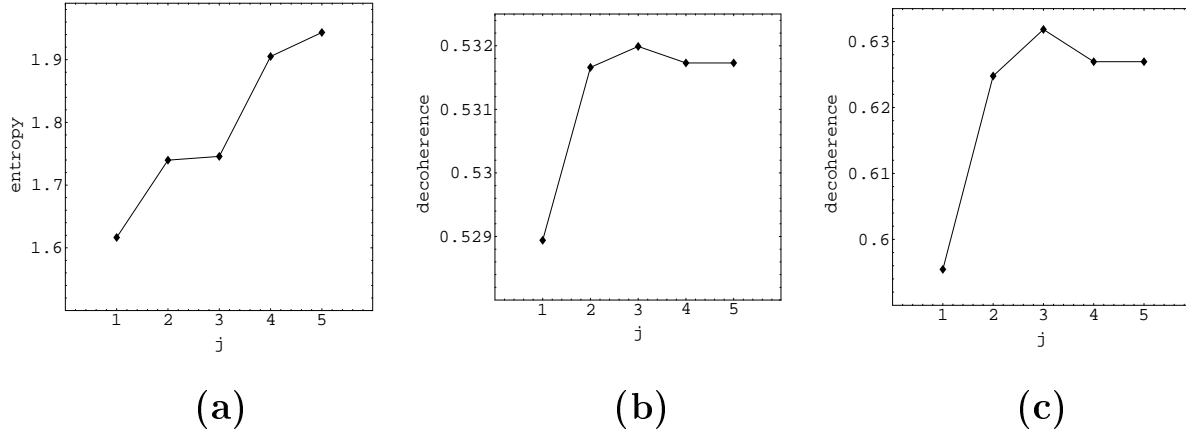


**Figure 2.** Phase shift  $\Delta$  in (25) and distribution function  $w(\Delta)$  in (24), for different values of  $r_j$ : (a)  $r_1 = 1/2$ ; (b)  $r_2 = 2/3$ ; (c)  $r_3 = 3/5$ ; (d)  $r_4 = 5/8$ ; (e)  $r_5 = 8/13$ ; (f)  $r_\infty = (\sqrt{5} - 1)/2$ . In each figure: above, phase shift  $D \equiv \Delta$  vs  $t$  for  $\Delta_1 = 2$  (we set  $\Delta_0 = 0$  for clarity of presentation); below, distribution function  $w(\Delta)$  vs  $D \equiv \Delta$ .

In this case it is impossible to obtain an analytic expression for the probability density function (24); however, an accurate numerical evaluation of  $w(\Delta)$  is possible: one notices that for every finite value of  $j$ ,  $r_j$  is a rational number, so that one can make use of Eq. (26), by taking  $T = f_{j+1}2\pi/\Omega$ . In Figure 2 we show the results of our numerical investigation. The function  $w(\Delta)$  has a finite number of (integrable) divergencies in its interval of definition; as the order in the Fibonacci sequence becomes higher, the number of divergencies in the interval grows. For this reason, the evaluation of the distribution function for  $r_\infty$  represents a nontrivial numerical challenge.

**Table 1.** Entropy and Decoherence

$j$	$r_j$	$S$	$\varepsilon$ (Gaussian)	$\varepsilon$ (“cats”)
1	1/2	1.6165	.52894	.59545
2	2/3	1.7398	.53166	.62478
3	3/5	1.7458	.53199	.63184
4	5/8	1.9051	.53173	.62695
5	8/13	1.9434	.53173	.62695

**Figure 3.** (a) Entropy vs  $j$  (index in the Fibonacci sequence). (b) Decoherence parameter vs  $j$ : Gaussian. (c) Decoherence parameter vs  $j$ : “cats.”

The entropy is computed according to the formula

$$S = - \int d\Delta w(\Delta) \log(w(\Delta)) = - \frac{1}{T} \int_T dt \log[w(\Delta(t))], \quad (30)$$

which is easily obtained by Eqs. (10) and (24) (using the value  $T = f_{j+1}2\pi/\Omega$  for the numerical evaluation).

The decoherence parameter is computed from Eq. (12), first with the Wigner function (8) (Gaussian wave function) and then with the Wigner function (9) (Schrödinger “cats”): in both formulas, we used Eq. (26) and set, like in the experiment [4],  $\Delta_0 = 16.1 \cdot 10^{-10} \text{m}$ ,  $\Delta_1 = 2 \cdot 10^{-10} \text{m}$ ,  $k_0 = 1.7 \cdot 10^{10} \text{m}^{-1}$ ,  $\delta = 1.1 \cdot 10^{-10} \text{m}$ . Our results are summarized in Table 1 and Figure 3. We notice that, although  $S$  is a monotonically increasing function of the Fibonacci number in the sequence,  $\varepsilon$  reaches a maximum for  $r_j = 3/5$  (i.e.,  $j = 3$ ). It is remarkable that the maximum is obtained for the same Fibonacci ratio in both cases (Gaussian and “cats”). Once again, entropy and decoherence do not agree.

#### 4. Conclusions

Decoherence is a very useful concept, that is widely investigated and turns out to be very prolific. It is intuitively related to the loss of “coherence” of a quantum mechanical

state and can be given a quantitative definition, as in (12). However, we have seen that the very notion of decoherence is delicate and has some pitfalls: in particular, it is not correct to think that a quantum system, interacting with an increasingly “disordered” atmosphere will suffer an increasing loss of quantum coherence. A thorough comprehension of the phenomenon presented in this paper is possible, but involves additional efforts, both in terms of definitions and numerical work, and will be presented elsewhere.

## Acknowledgments

We thank H. Rauch and M. Suda for useful comments. The numerical computation was performed on the “Condor” pool of the Italian Istituto Nazionale di Fisica Nucleare (INFN). This project was realized within the framework of the TMR European Network on “Perfect Crystal Neutron Optics” (ERB-FMRX-CT96-0057).

## References

- [1] Giulini D *et al* 1996 *Decoherence and the Appearance of a Classical World in Quantum Theory* (Berlin: Springer).
- [2] Namiki M, Pascazio S and Nakazato H 1997 *Decoherence and Quantum Measurements* (Singapore: World Scientific).
- [3] Rauch H and Suda M 1998 *Physica* **B241-243** 157.
- [4] Badurek G *et al* 1999 *Identification of a coherent superposition of spin-up and spin-down states in neutron spin-echo systems* preprint 1999.
- [5] Caldeira A O and Leggett A J 1981 *Phys. Rev. Lett.* **46** 211; Leggett A 1980 *Suppl. Prog. Theor. Phys.* **69** 80.
- [6] Rauch H, Suda M and Pascazio S 1999 *Physica* **B267-268** 277.
- [7] Facchi P, Mariano A and Pascazio S 1999 *Acta Physica Slovaca* **49** 677.
- [8] Rauch H and Suda M 1995 *J. Appl. Phys.* **B60** 181; Glauber R J 1963 *Phys. Rev.* **130** 2766.
- [9] Saito N 1996 in *Quantum Physics, Chaos Theory and Cosmology*, Namiki M ed. (New York: AIP) p 275; Namiki M, private communication; Nakazato H *et al* 1996 *Phys. Lett.* **A222** 130.
- [10] Wigner E 1932 *Phys. Rev.* **40** 749; Hillery M *et al* 1984 *Phys. Rep.* **106** 121.
- [11] Namiki M and Pascazio S 1991 *Phys. Rev.* **A44** 430.
- [12] Watanabe S 1939 *Z. Phys.* **113** 482.
- [13] Ozorio de Almeida A M 1988 *Hamiltonian Systems: Chaos and Quantization* (Cambridge: Cambridge University Press), Section 5.3.